



US010349101B2

(12) **United States Patent**
Perez

(10) **Patent No.:** **US 10,349,101 B2**
(45) **Date of Patent:** **Jul. 9, 2019**

(54) **SYSTEM FOR ADDRESSING ON-DEMAND TV PROGRAM CONTENT ON TV SERVICES PLATFORM OF A DIGITAL TV SERVICES PROVIDER**

(71) Applicant: **Broadband iTV, Inc.**, Honolulu, HI (US)

(72) Inventor: **Milton Diaz Perez**, Tiburon, CA (US)

(73) Assignee: **Broadband iTV, Inc.**, Honolulu, HI (US)

(*) Notice: Subject to any disclaimer, the term of this patent is extended or adjusted under 35 U.S.C. 154(b) by 0 days.

(21) Appl. No.: **16/023,837**

(22) Filed: **Jun. 29, 2018**

(65) **Prior Publication Data**

US 2018/0310034 A1 Oct. 25, 2018

Related U.S. Application Data

(60) Continuation of application No. 15/192,598, filed on Jun. 24, 2016, now Pat. No. 10,028,026, which is a (Continued)

(51) **Int. Cl.**
H04N 7/18 (2006.01)
H04N 7/173 (2011.01)
(Continued)

(52) **U.S. Cl.**
CPC **H04N 21/239** (2013.01); **G06Q 30/02** (2013.01); **H04N 7/17318** (2013.01);
(Continued)

(58) **Field of Classification Search**
USPC 725/74–104
See application file for complete search history.

(56) **References Cited**

U.S. PATENT DOCUMENTS

4,706,121 A 11/1987 Young
4,751,578 A 6/1988 Reiter et al.
(Continued)

FOREIGN PATENT DOCUMENTS

EP 1 164 796 A1 12/2001
EP 1 361 759 A1 11/2003
(Continued)

OTHER PUBLICATIONS

PTAB Decision Denying Institution of Covered Business Method Patent Review, Apr. 1, 2015, CBM2014-00189, *Hawaiian Telcom, Inc. v. Broadband iTV, Inc.*, re U.S. Pat. No. 7,631,336.

(Continued)

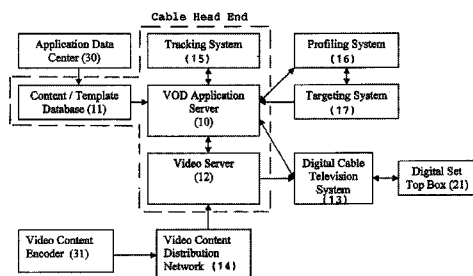
Primary Examiner — Mushfikh I Alam

(74) *Attorney, Agent, or Firm* — Amster, Rothstein & Ebenstein

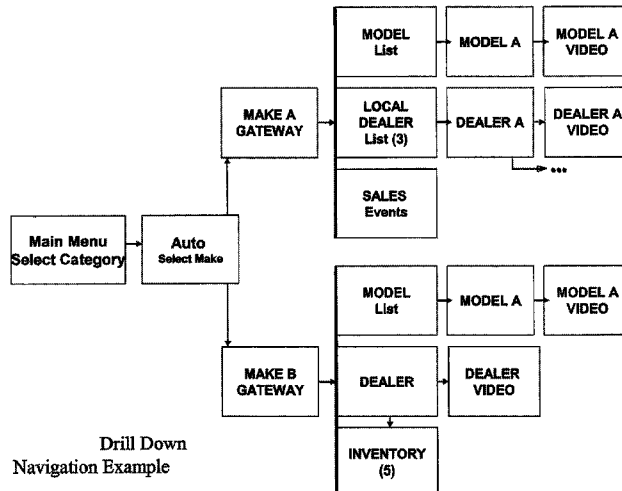
(57) **ABSTRACT**

Video content is uploaded via the Internet to a video-on-demand (VOD) server identified by a title and a hierarchical address of categories and subcategories for categorizing the title. The VOD server converts and stores the video content at a storage address in a video content database linked to the title. The title is listed in a location of an electronic program guide (EPG) using the same categories and subcategories as in its hierarchical address. Any TV subscriber can access the EPG and navigate through its categories and subcategories to find a title for viewing on the TV. This can enable many new blogging or podcasting-like programs by popular “Hosts” to be self-published on the Internet and readily navigated for display on TV. The EPG can also store TV program addresses as bookmarks and allow them to be shared with other subscribers or with friends and contacts online by sending to their email addresses.

18 Claims, 13 Drawing Sheets



VOD Content Delivery System, Overall Architecture



Drill Down
Navigation Example

Related U.S. Application Data

continuation of application No. 14/827,090, filed on Aug. 14, 2015, now Pat. No. 9,420,318, which is a continuation of application No. 12/632,745, filed on Dec. 7, 2009, now Pat. No. 9,113,228, which is a division of application No. 11/685,188, filed on Mar. 12, 2007, now Pat. No. 7,631,336, which is a continuation-in-part of application No. 10/909,192, filed on Jul. 30, 2004, now Pat. No. 7,590,997.

(51) Int. Cl.

H04N 21/239 (2011.01)
H04N 21/222 (2011.01)
H04N 21/482 (2011.01)
H04N 21/462 (2011.01)
H04N 21/472 (2011.01)
H04N 21/8545 (2011.01)
H04N 21/61 (2011.01)
H04N 21/258 (2011.01)
H04N 21/414 (2011.01)
H04N 21/475 (2011.01)
G06Q 30/02 (2012.01)
H04N 21/2547 (2011.01)
H04N 21/4722 (2011.01)
H04N 21/81 (2011.01)
H04N 21/262 (2011.01)
H04N 21/2665 (2011.01)
H04N 21/643 (2011.01)
H04N 21/431 (2011.01)
H04N 21/434 (2011.01)
H04N 21/6379 (2011.01)
H04N 21/84 (2011.01)
H04N 21/854 (2011.01)
H04N 21/4786 (2011.01)

(52) U.S. Cl.

CPC *H04N 21/222* (2013.01); *H04N 21/2393* (2013.01); *H04N 21/2547* (2013.01); *H04N 21/25875* (2013.01); *H04N 21/25891* (2013.01); *H04N 21/2665* (2013.01); *H04N 21/26291* (2013.01); *H04N 21/41407* (2013.01); *H04N 21/4312* (2013.01); *H04N 21/4345* (2013.01); *H04N 21/4622* (2013.01); *H04N 21/4722* (2013.01); *H04N 21/4753* (2013.01); *H04N 21/4758* (2013.01); *H04N 21/4786* (2013.01); *H04N 21/47202* (2013.01); *H04N 21/47214* (2013.01); *H04N 21/482* (2013.01); *H04N 21/4821* (2013.01); *H04N 21/4823* (2013.01); *H04N 21/4825* (2013.01); *H04N 21/6125* (2013.01); *H04N 21/6175* (2013.01); *H04N 21/6379* (2013.01); *H04N 21/64322* (2013.01); *H04N 21/812* (2013.01); *H04N 21/8186* (2013.01); *H04N 21/84* (2013.01); *H04N 21/8545* (2013.01); *H04N 21/85406* (2013.01)

(56)**References Cited**

U.S. PATENT DOCUMENTS

5,446,891 A	8/1995	Kaplan et al.	5,592,551 A	1/1997	Lett et al.
5,479,268 A	12/1995	Young et al.	5,594,936 A	1/1997	Rebec et al.
5,485,219 A	1/1996	Woo	5,616,876 A	4/1997	Cluts
5,550,735 A	8/1996	Slade et al.	5,648,824 A	7/1997	Dunn et al.
5,559,549 A	9/1996	Hendricks et al.	5,670,730 A	9/1997	Grewé et al.
5,566,287 A	10/1996	Delpuch	5,686,954 A	11/1997	Yoshinobu et al.
5,583,763 A	12/1996	Atcheson et al.	5,689,799 A	11/1997	Dougherty et al.
5,589,892 A	12/1996	Knee et al.	5,699,125 A	12/1997	Rzeszewski et al.
			5,701,161 A	12/1997	Williams et al.
			5,721,827 A	2/1998	Logan et al.
			5,734,853 A	3/1998	Hendricks et al.
			5,739,451 A	4/1998	Winsky et al.
			5,758,258 A	5/1998	Shoff et al.
			5,759,101 A	6/1998	Von Kohorn
			5,768,592 A	6/1998	Chang
			5,778,181 A	7/1998	Hidary et al.
			5,790,176 A	8/1998	Craig
			5,790,426 A	8/1998	Robinson
			5,790,935 A	8/1998	Payton
			5,798,785 A	8/1998	Hendricks et al.
			5,798,921 A	8/1998	Johnson et al.
			5,805,763 A	9/1998	Lawler et al.
			5,812,123 A	9/1998	Rowe et al.
			5,813,014 A	9/1998	Gustman
			5,822,123 A	10/1998	Davis et al.
			5,826,102 A	10/1998	Escobar
			5,832,499 A	11/1998	Gustman
			5,850,218 A	12/1998	LaJoie et al.
			5,859,898 A	1/1999	Checco
			5,867,821 A	2/1999	Ballantyne
			5,872,850 A	2/1999	Klein et al.
			5,884,033 A	3/1999	Duvall et al.
			5,892,536 A	4/1999	Logan et al.
			5,914,746 A	6/1999	Matthews
			5,918,303 A	6/1999	Yamaura et al.
			5,926,230 A	7/1999	Nijima et al.
			5,931,901 A	8/1999	Wolfe
			5,956,716 A	9/1999	Kenner et al.
			5,969,283 A	10/1999	Looney et al.
			5,991,801 A	11/1999	Rebec et al.
			6,005,561 A	12/1999	Hawkins et al.
			6,008,803 A	12/1999	Rowe et al.
			6,018,768 A	1/2000	Ullman et al.
			6,025,837 A	2/2000	Matthews et al.
			6,029,045 A	2/2000	Picco et al.
			6,038,591 A	3/2000	Wolfe
			6,049,823 A	4/2000	Hwang
			6,062,868 A	5/2000	Toriumi
			6,088,455 A	7/2000	Logan et al.
			6,088,722 A	7/2000	Herz et al.
			6,092,080 A	7/2000	Gustman
			6,100,883 A	8/2000	Hoarty
			6,112,186 A	8/2000	Bergh et al.
			6,118,442 A	9/2000	Tanigawa
			6,118,450 A	9/2000	Proehl et al.
			6,128,012 A	10/2000	Seidensticker, Jr. et al.
			6,148,081 A	11/2000	Szymanski et al.
			6,161,142 A	12/2000	Wolfe
			6,163,316 A	12/2000	Killian
			6,166,730 A	12/2000	Goode et al.
			6,177,931 B1	1/2001	Alexander et al.
			6,182,094 B1	1/2001	Humpleman et al.
			6,201,538 B1	3/2001	Wugofski
			6,205,582 B1	3/2001	Hoarty
			6,208,799 B1	3/2001	Marsh et al.
			6,233,736 B1	5/2001	Wolzien
			6,237,146 B1	5/2001	Richards
			6,248,946 B1	6/2001	Dwek
			6,269,275 B1	7/2001	Slade
			6,289,346 B1	9/2001	Milewski et al.
			6,305,016 B1	10/2001	Marshall et al.
			6,317,885 B1	11/2001	Fries
			6,332,175 B1	12/2001	Birrell et al.
			6,357,042 B2	3/2002	Srinivasan
			6,377,530 B1	4/2002	Burrows
			6,408,435 B1	6/2002	Sato
			6,418,556 B1	7/2002	Bennington et al.
			6,445,398 B1	9/2002	Gerba et al.
			6,446,083 B1	9/2002	Leight et al.

(56)

References Cited

U.S. PATENT DOCUMENTS

6,476,826 B1	11/2002	Plotkin et al.		7,644,429 B2	1/2010	Bayassi et al.	
6,539,548 B1	3/2003	Hendricks et al.		7,650,621 B2	1/2010	Thomas et al.	
6,546,393 B1	4/2003	Khan		7,690,020 B2	3/2010	Lebar	
6,564,380 B1	5/2003	Murphy		7,698,723 B2	4/2010	Hicks, III et al.	
6,606,746 B1	8/2003	Zdepski et al.		7,720,707 B1	5/2010	Mowry	
6,678,463 B1	1/2004	Pierre et al.		7,725,740 B2	5/2010	Kudelski et al.	
6,738,978 B1	5/2004	Hendricks		7,761,899 B2	7/2010	Buehl et al.	
6,754,904 B1 *	6/2004	Cooper	G06Q 10/10 348/E7.071	7,774,819 B2	8/2010	Diaz Perez	
6,760,721 B1	7/2004	Chasen et al.		7,801,838 B2	9/2010	Colbath et al.	
6,766,100 B1	7/2004	Komar et al.		7,801,910 B2	9/2010	Houh et al.	
6,772,433 B1	8/2004	LaJoie et al.		7,814,519 B2	10/2010	Rao et al.	
6,774,926 B1	8/2004	Ellis et al.		7,831,512 B2	11/2010	Akadiri	
6,804,825 B1	10/2004	White et al.		7,835,920 B2	11/2010	Snyder et al.	
6,834,110 B1	12/2004	Marconcini et al.		7,885,963 B2	2/2011	Sanders	
6,845,396 B1	1/2005	Kanojia et al.		7,900,229 B2	3/2011	Dureau	
6,898,762 B2	5/2005	Ellis et al.		7,904,924 B1	3/2011	de Heer et al.	
6,928,433 B2	8/2005	Goodman et al.		7,908,626 B2	3/2011	Williamson et al.	
6,931,451 B1	8/2005	Logan et al.		7,917,933 B2 *	3/2011	Thomas	G06F 3/0481 725/88
6,968,364 B1	11/2005	Wong et al.		7,921,448 B2	4/2011	Fickle et al.	
6,976,229 B1	12/2005	Balabanovic et al.		7,925,973 B2	4/2011	Allaire et al.	
6,981,040 B1	12/2005	Konig et al.		7,926,079 B2	4/2011	Lebar	
6,985,586 B2	1/2006	Hill		7,945,929 B2	5/2011	Knudson et al.	
6,990,677 B1	1/2006	Pietraszak et al.		7,949,722 B1	5/2011	Ullman et al.	
7,020,888 B2	3/2006	Reynolds et al.		7,950,033 B2	5/2011	Pierre et al.	
7,028,327 B1	4/2006	Dougherty et al.		7,962,414 B1	6/2011	Allibhoy et al.	
7,047,411 B1	5/2006	DeMello et al.		7,974,962 B2	7/2011	Krakirian et al.	
7,055,166 B1	5/2006	Logan et al.		7,987,492 B2 *	7/2011	Liwerant	H04M 3/567 725/115
7,055,169 B2	5/2006	Delpuch et al.		7,996,861 B1	8/2011	Delpuch	
7,058,223 B2	6/2006	Cox		8,006,263 B2	8/2011	Ellis et al.	
7,065,709 B2	6/2006	Ellis		8,010,988 B2	8/2011	Cox	
7,076,734 B2	7/2006	Wolff et al.		8,020,187 B2	9/2011	Cox	
7,089,309 B2	8/2006	Ramaley et al.		8,042,132 B2 *	10/2011	Carney	G06Q 30/02 709/217
7,100,185 B2	8/2006	Bennington et al.		8,046,801 B2	10/2011	Ellis et al.	
7,103,905 B2 *	9/2006	Novak	H04N 7/17318 348/E7.071	8,051,450 B2	11/2011	Robarts et al.	
7,103,906 B1	9/2006	Katz et al.		8,090,605 B2	1/2012	Tota et al.	
7,120,925 B2	10/2006	D'Souza et al.		8,107,786 B2	1/2012	Sardera	
7,127,735 B1	10/2006	Lee et al.		8,112,776 B2	2/2012	Schein et al.	
7,155,674 B2	12/2006	Breen et al.		8,122,034 B2	2/2012	Aravamudan et al.	
7,188,355 B1	3/2007	Prokopenko et al.		8,151,290 B1	4/2012	Ujihara	
7,200,575 B2	4/2007	Hans et al.		8,191,098 B2	5/2012	Cooper et al.	
7,213,005 B2	5/2007	Mourad et al.		8,205,237 B2	6/2012	Cox	
7,222,163 B1 *	5/2007	Girouard	G11B 27/28 375/E7.025	8,209,337 B2	6/2012	Park	
7,225,455 B2	5/2007	Bennington et al.		8,214,254 B1	7/2012	Mowry	
7,231,419 B1	6/2007	Gheorghe et al.		8,219,446 B1	7/2012	Mowry	
7,243,139 B2	7/2007	Ullman et al.		8,249,924 B1	8/2012	Mowry	
7,269,854 B2	9/2007	Simmons et al.		8,315,949 B2	11/2012	Akadiri	
7,277,870 B2	10/2007	Mourad et al.		8,332,268 B2	12/2012	Carruthers et al.	
7,305,691 B2	12/2007	Cristofalo		8,340,994 B2	12/2012	Tota et al.	
7,308,413 B1	12/2007	Tota et al.		8,346,605 B2	1/2013	Krikorian et al.	
7,337,462 B2	2/2008	Dudkiewicz et al.		8,365,230 B2	1/2013	Chane et al.	
7,367,043 B2 *	4/2008	Dudkiewicz	G06F 17/30017 348/E5.006	8,397,255 B2	3/2013	Wachtfogel et al.	
7,386,512 B1	6/2008	Allibhoy et al.		8,434,118 B2 *	4/2013	Gonder	H04L 29/06027 725/87
7,392,532 B2	6/2008	White et al.		8,464,302 B1	6/2013	Liwerant et al.	
7,409,437 B2	8/2008	Ullman et al.		8,473,868 B1	6/2013	Kauffman	
7,421,729 B2	9/2008	Zenoni		8,479,246 B2	7/2013	Hudson et al.	
7,426,558 B1	9/2008	Allibhoy et al.		8,566,871 B2	10/2013	Knowles et al.	
7,434,244 B2	10/2008	Popov et al.		8,621,541 B2	12/2013	Ullman et al.	
7,444,402 B2 *	10/2008	Rennels	H04H 20/31 709/219	8,635,649 B2	1/2014	Ward, III et al.	
7,471,834 B2	12/2008	Sull et al.		8,644,354 B2	2/2014	George et al.	
7,490,346 B2	2/2009	Alao et al.		8,650,125 B2	2/2014	Akadiri	
7,493,643 B2	2/2009	Ellis		8,682,794 B2	3/2014	Akadiri	
7,516,472 B2	4/2009	Danker et al.		8,688,582 B2	4/2014	Akadiri	
7,548,565 B2	6/2009	Sull et al.		8,700,448 B2	4/2014	Bertram et al.	
7,584,159 B1	9/2009	Chakrabarti et al.		8,707,354 B1	4/2014	Moreau et al.	
7,590,997 B2	9/2009	Diaz Perez		8,713,595 B2	4/2014	Lemmons et al.	
7,594,245 B2	9/2009	Sezan et al.		8,843,978 B2	9/2014	Hardin	
7,606,883 B1	10/2009	Allibhoy et al.		8,955,029 B2	2/2015	Lewis	
7,624,337 B2	11/2009	Sull et al.		8,997,136 B2	3/2015	Brooks et al.	
7,631,336 B2	12/2009	Diaz Perez		9,047,626 B2	6/2015	Akadiri	
				9,055,325 B2	6/2015	Gaydou et al.	
				9,066,118 B2	6/2015	Diaz Perez	
				9,078,016 B2	7/2015	Diaz Perez	
				9,106,959 B2	8/2015	Diaz Perez	
				9,113,228 B2	8/2015	Diaz Perez	
				9,117,228 B1	8/2015	Akadiri	

(56)

References Cited

U.S. PATENT DOCUMENTS

9,232,275 B2	1/2016	Diaz Perez	2004/0103120 A1 *	5/2004	Fickle	G06Q 10/10
9,292,866 B2	3/2016	Allaire et al.	2004/0117844 A1	6/2004	Karaoguz et al.	
9,349,136 B2	5/2016	Akadiri	2004/0133918 A1	7/2004	Danker	
9,451,310 B2	9/2016	Akadiri	2004/0136698 A1	7/2004	Mock	
9,635,408 B2	4/2017	Akadiri	2004/0148626 A1	7/2004	Sakao et al.	
2001/0018771 A1	8/2001	Walker et al.	2004/0158855 A1	8/2004	Gu et al.	
2001/0033736 A1	10/2001	Yap	2004/0172419 A1	9/2004	Morris et al.	
2001/0049625 A1	12/2001	Mowry	2004/0194141 A1	9/2004	Sanders	
2001/0052132 A1	12/2001	Fryer	2004/0205816 A1	10/2004	Barrett	
2002/0019763 A1	2/2002	Linden et al.	2004/0231004 A1	11/2004	Seo	
2002/0045960 A1	4/2002	Phillips et al.	2004/0268250 A1	12/2004	Danker	
2002/0056104 A1	5/2002	Burnhouse et al.	2004/0268413 A1	12/2004	Reid et al.	
2002/0057892 A1	5/2002	Mano et al.	2005/0044577 A1	2/2005	Jerding	
2002/0059621 A1 *	5/2002	Thomas G06F 3/0481	2005/0049933 A1	3/2005	Upendran et al.	
		725/87	2005/0050218 A1	3/2005	Sheldon	
2002/0066106 A1	5/2002	Kanojia et al.	2005/0071328 A1	3/2005	Lawrence	
2002/0069218 A1	6/2002	Sull et al.	2005/0081237 A1	4/2005	Chen	
2002/0078456 A1	6/2002	Hudson	2005/0097600 A1	5/2005	Heer	
2002/0083451 A1	6/2002	Gill	2005/0097622 A1	5/2005	Zigmond et al.	
2002/0087661 A1	7/2002	Matichuk et al.	2005/0097623 A1	5/2005	Tecot	
2002/0088009 A1	7/2002	Dudkiewicz et al.	2005/0125307 A1	6/2005	Hunt et al.	
2002/0088010 A1 *	7/2002	Dudkiewicz G06F 17/30017	2005/0129049 A1	6/2005	Srinivasan et al.	
		725/138	2005/0138560 A1	6/2005	Lee et al.	
2002/0092019 A1	7/2002	Marcus	2005/0149987 A1	7/2005	Boccon-Gibod et al.	
2002/0104099 A1 *	8/2002	Novak H04N 7/17318	2005/0154679 A1	7/2005	Bielak	
		725/136	2005/0160458 A1	7/2005	Baumgartner	
2002/0120925 A1	8/2002	Logan	2005/0160465 A1	7/2005	Walker	
2002/0138843 A1	9/2002	Samaan et al.	2005/0166230 A1	7/2005	Gaydou et al.	
2002/0138844 A1	9/2002	Otenasek	2005/0188415 A1	8/2005	Riley	
2002/0143629 A1	10/2002	Mineyama et al.	2005/0193015 A1	9/2005	Logston	
2002/0144273 A1	10/2002	Reto	2005/0203918 A1	9/2005	Holbrook	
2002/0147975 A1	10/2002	Seo	2005/0204388 A1	9/2005	Knudson et al.	
2002/0152224 A1	10/2002	Roth et al.	2005/0210524 A1	9/2005	Dolph	
2002/0152318 A1	10/2002	Menon et al.	2005/0216941 A1	9/2005	Flanagan et al.	
2002/0163532 A1 *	11/2002	Thomas G06F 17/30814	2005/0229209 A1	10/2005	Hildebolt et al.	
		715/723	2005/0235318 A1	10/2005	Grauch et al.	
2002/0174430 A1	11/2002	Ellis et al.	2005/0235319 A1	10/2005	Carpenter et al.	
2002/0184634 A1	12/2002	Cooper	2005/0239546 A1	10/2005	Hedrick	
2002/0184635 A1	12/2002	Istvan	2005/0240961 A1	10/2005	Jerding et al.	
2002/0194194 A1 *	12/2002	Fenton G06F 17/3089	2005/0240968 A1	10/2005	Knudson et al.	
2002/0199188 A1	12/2002	Sie et al.	2005/0246752 A1	11/2005	Liwerant et al.	
2002/0199194 A1	12/2002	Ali	2005/0267818 A1	12/2005	Kaplan	
2003/0009542 A1	1/2003	Kasal et al.	2005/0283800 A1	12/2005	Ellis et al.	
2003/0016940 A1	1/2003	Robbins	2005/0289151 A1	12/2005	Burke	
2003/0018971 A1	1/2003	McKenna	2006/0004914 A1	1/2006	Kelly et al.	
2003/0037010 A1 *	2/2003	Schmelzer G06F 17/30026	2006/0015925 A1	1/2006	Logan	
		705/67	2006/0020662 A1	1/2006	Robinson	
2003/0055893 A1	3/2003	Sato et al.	2006/0029093 A1	2/2006	Van Rossum	
2003/0066068 A1	4/2003	Gutta et al.	2006/0085830 A1	4/2006	Bruck et al.	
2003/0084126 A1 *	5/2003	Kumar G06Q 30/02	2006/0123455 A1	6/2006	Pai	
		709/219	2006/0155850 A1	7/2006	Ma et al.	
2003/0084449 A1	5/2003	Chane et al.	2006/0174260 A1	8/2006	Gutta	
2003/0093790 A1	5/2003	Logan et al.	2006/0200556 A1	9/2006	Brave et al.	
2003/0101451 A1	5/2003	Bentolila et al.	2006/0267995 A1	11/2006	Radloff et al.	
2003/0110506 A1	6/2003	Kim	2006/0287916 A1	12/2006	Starr et al.	
2003/0149612 A1	8/2003	Berghofer et al.	2007/0016530 A1	1/2007	Stasi et al.	
2003/0149975 A1	8/2003	Eldering et al.	2007/0038567 A1	2/2007	Allaire et al.	
2003/0149981 A1	8/2003	Finster et al.	2007/0039023 A1	2/2007	Kataoka	
2003/0154128 A1	8/2003	Liga	2007/0078832 A1	4/2007	Ott, IV et al.	
2003/0154475 A1	8/2003	Rodriguez et al.	2007/0157221 A1	7/2007	Ou et al.	
2003/0163375 A1	8/2003	Dombrowski et al.	2007/0157249 A1	7/2007	Cordray et al.	
2003/0167449 A1	9/2003	Warren	2007/0198532 A1 *	8/2007	Krikorian G06Q 30/0273	
2003/0167471 A1	9/2003	Roth et al.			705/14.69	
2003/0191816 A1	10/2003	Landress	2007/0214482 A1	9/2007	Nguyen	
2003/0204856 A1	10/2003	Buxton	2007/0245399 A1	10/2007	Espelien	
2003/0208756 A1	11/2003	Macrae et al.	2007/0250864 A1	10/2007	Diaz Perez	
2003/0226150 A1	12/2003	Berberet	2008/0022298 A1	1/2008	Cavicchia	
2003/0234819 A1	12/2003	Daly	2008/0072260 A1	3/2008	Rosin et al.	
2004/0015989 A1	1/2004	Kaizu et al.	2008/0127257 A1	5/2008	Kvache	
2004/0015998 A1	1/2004	Bokor	2008/0141325 A1	6/2008	Ludvig et al.	
2004/0049788 A1	3/2004	Mori et al.	2008/0148317 A1	6/2008	Opaluch	
2004/0073919 A1	4/2004	Gutta et al.	2008/0155613 A1	6/2008	Benya et al.	
2004/0076936 A1	4/2004	Horvitz et al.	2008/0163292 A1	7/2008	Stallworth	
2004/0078825 A1	4/2004	Murphy	2008/0163330 A1	7/2008	Sparrell	
			2008/0189749 A1	8/2008	White et al.	
			2008/0222687 A1	9/2008	Edry	
			2008/0276277 A1	11/2008	Ahn et al.	
			2009/0158334 A1	6/2009	Rodriguez et al.	
			2010/0138863 A1	6/2010	Diaz Perez	

(56)

References Cited

U.S. PATENT DOCUMENTS

2010/0153999	A1	6/2010	Yates
2010/0175090	A1	7/2010	Cordray
2010/0211975	A1	8/2010	Boyer et al.
2010/0319040	A1	12/2010	Diaz Perez
2010/0325655	A1	12/2010	Diaz Perez
2011/0030012	A1	2/2011	Diaz Perez
2011/0030013	A1	2/2011	Diaz Perez
2011/0166918	A1	7/2011	Allaire et al.
2011/0191163	A1	8/2011	Allaire et al.
2013/0125158	A1	5/2013	Brown
2013/0254804	A1	9/2013	Diaz Perez
2013/0254809	A1	9/2013	Diaz Perez
2013/0254814	A1	9/2013	Diaz Perez
2014/0344859	A1	11/2014	Krikorian et al.
2015/0128192	A1	5/2015	Diaz Perez
2015/0237403	A1	8/2015	Diaz Perez
2015/0245099	A1	8/2015	Diaz Perez
2015/0264440	A1	9/2015	Diaz Perez
2015/0281792	A1	10/2015	Gaydou et al.
2015/0358649	A1	12/2015	Diaz Perez
2015/0358682	A1	12/2015	Diaz Perez
2015/0358683	A1	12/2015	Diaz Perez
2017/0295387	A1	10/2017	Akadiri

FOREIGN PATENT DOCUMENTS

JP	07-284035	10/1995
JP	H9-102827 A	4/1997
JP	H10-155131 A	6/1998
JP	11-150692	6/1999
JP	03-116121	4/2003
WO	89/12896 A1	12/1989
WO	90/15507 A1	12/1990
WO	9406084 A1	3/1994
WO	97/18636 A2	5/1997
WO	98/10589 A1	3/1998
WO	99/10822 A1	3/1999
WO	99/41684 A1	8/1999
WO	9950778 A1	10/1999
WO	01/010124 A1	2/2001
WO	01/10127 A1	2/2001
WO	WO01022688	3/2001
WO	WO01038960	5/2001
WO	2002008948 A2	1/2002
WO	03/052572 A1	6/2003
WO	WO03052572	6/2003
WO	WO03069457	8/2003
WO	WO 2007/021974 A2	2/2007

OTHER PUBLICATIONS

TimeWarner, Time Warner Cable Launches Quick Clips, <http://www.timewarner.com/newsroom/press-releases/2006/09/28/time-warner-cable-launches-quick-clips> (published Sep. 28, 2006, last visited Jun. 26, 2015).

Time Warner Cable, Photos & Video Go from Digital Cameras to Television with Free, New Time Warner Cable Product, http://www.timewarnercable.com/en/about-us/press/photos_video_go_fromdigitalcamerastotelevisionwithfreenewtimewar.html (published Apr. 27, 2007, last visited Jun. 26, 2015).

Defendants Oceanic Time Warner Cable, LLC and Time Warner Cable Inc.'s Motion for Summary Judgment Regarding Invalidity of U.S. Pat. No. 7,631,336 (ECF 474), *Broadband iTV, Inc. v. Hawaiian Telcom, Inc. et al.*, No. 1:14-cv-00169 (D. Haw. Aug. 10, 2015) (5 pgs).

Memorandum in Support of Defendants Oceanic Time Warner Cable LLC and Time Warner Cable Inc.'s Motion for Summary Judgment Regarding Invalidity of U.S. Pat. No. 7,631,336 (ECF 474-1), *Broadband iTV, Inc. v. Hawaiian Telcom, Inc. et al.*, No. 1:14-cv-00169 (D. Haw. Aug. 10, 2015) (49 pgs).

Concise Statement of Facts in Support of Defendants Oceanic Time Warner Cable LLC and Time Warner Cable Inc.'s Motion for

Summary Judgment Regarding Invalidity of U.S. Pat. No. 7,631,336 (ECF 475), *Broadband iTV, Inc. v. Hawaiian Telcom, Inc. et al.*, No. 1:14-cv-00169 (D. Haw. Aug. 10, 2015) (12 pgs).

Declaration of Nathan L. Brown (ECF 475-1), *Broadband iTV, Inc. v. Hawaiian Telcom, Inc. et al.*, No. 1:14-cv-00169 (D. Haw. Aug. 10, 2015) (6 pgs).

Exhibits 1 (ECF 475-2), 4 (ECF 475-5), 5 (ECF 475-6), and 6 (ECF 475-7) to Concise Statement of Facts in Support of Defendants Oceanic Time Warner Cable LLC and Time Warner Cable Inc.'s Motion for Summary Judgment Regarding Invalidity of U.S. Pat. No. 7,631,336, *Broadband iTV, Inc. v. Hawaiian Telcom, Inc. et al.*, No. 1:14-cv-00169 (D. Haw. Aug. 10, 2015) (133 pgs).

Plaintiff's Opposition to Defendants Time Warner Cable, Inc. and Oceanic Time Warner Cable, LLC's Motion for Summary Judgment Regarding Invalidity of U.S. Pat. No. 7,631,336 (ECF 561), *Broadband iTV, Inc. v. Hawaiian Telcom, Inc. et al.*, No. 1:14-cv-00169 (D. Haw. Aug. 27, 2015) (52 pgs).

Plaintiff Broadband iTV, Inc.'s Concise Statement of Facts in Opposition to Defendants Oceanic Time Warner Cable and Time Warner Cable, Inc.'s Concise Statement of Facts (ECF 562), *Broadband iTV, Inc. v. Hawaiian Telcom, Inc. et al.*, No. 1:14-cv-00169 (D. Haw. Aug. 27, 2015) (8 pgs).

Declaration of Keith A. Jones (ECF 562-1), Inc.'s Concise Statement of Facts, *Broadband iTV, Inc. v. Hawaiian Telcom, Inc. et al.*, No. 1:14-cv-00169 (D. Haw. Aug. 27, 2015) (8 pgs).

Exhibits 1-10 (ECF 562-2-ECF-11), 12 (ECF 562-13), 14 (ECF 562-15), 16-17 (ECF 562-17-562-18), and 19-20 (ECF 562-20-562-21) to Plaintiff Broadband iTV, Inc.'s Concise Statement of Facts in Opposition to Defendants Oceanic Time Warner Cable and Time Warner Cable, Inc.'s Concise Statement of Facts, *Broadband iTV, Inc. v. Hawaiian Telcom, Inc. et al.*, No. 1:14-cv-00169 (D. Haw. Aug. 27, 2015) (508 pgs).

Order Granting in Part and Denying in Part Defendants Oceanic Time Warner Cable, LLC and Time Warner Cable, Inc.'s Motion for Summary Judgment Regarding Invalidity of U.S. Pat. No. 7,631,336, *Broadband iTV, Inc. v. Oceanic Time Warner Cable, LLC and Time Warner Cable, Inc.*, No. 15-00131 (D. Haw. Sep. 29, 2015) (77 pgs).

Judgment, *Broadband iTV, Inc. v. Oceanic Time Warner Cable, LLC and Time Warner Cable, Inc.*, No. 15-00131 (D. Haw. Sep. 29, 2015) (2 pgs).

Plaintiff's Notice of Appeal; Certificate of Service, *Broadband iTV, Inc. v. Oceanic Time Warner Cable, LLC and Time Warner Cable, Inc.*, No. 15-00131 (D. Haw. Oct. 9, 2015) (4 pgs).

Order Granting Defendant Hawaiian Telcom, Inc.'s Motion for Summary Judgment of Invalidity Under 35 U.S.C. § 101, *Broadband iTV, Inc. v. Hawaiian Telcom, Inc.*, No. 14-00169 (D. Haw. Sep. 29, 2015) (43 pgs).

Judgment, *Broadband iTV, Inc. v. Hawaiian Telcom, Inc.*, No. 14-00169 (D. Haw. Sep. 29, 2015) (2 pgs).

Plaintiff's Notice of Appeal; Certificate of Service, *Broadband iTV, Inc. v. Hawaiian Telcom, Inc.*, No. 14-00169 (D. Haw. Oct. 9, 2015) (4 pgs).

Brief of Amici Curiae Broadband iTV, Inc., Double Rock Corporation, Island Intellectual Property, LLC, Access Control Advantage, Inc., and Fairway Financial U.S., Inc. In Support of Appellants, *Nefflix, Inc. v. Rovi Corporation et al.*, No. 2015-1917 (Fed. Cir. Dec. 18, 2015).

Consolidated Brief for Appellant Broadband iTV, Inc., *Broadband iTV, Inc. v. Hawaiian Telcom, Inc. et al.*, No. 16-1082 (Fed. Cir. Jan. 21, 2016).

Amicus Brief of United Inventors Association of the United States of America in Support of Appellant Broadband iTV, Inc. and Reversal, *Broadband iTV, Inc. v. Hawaiian Telcom, Inc. et al.*, No. 16-1082 (Fed. Cir. Jan. 27, 2016).

Amicus Brief by Tranxition, Inc., *Broadband iTV, Inc. v. Hawaiian Telcom, Inc. et al.*, No. 16-1082 (Fed. Cir. Jan. 28, 2016).

EPO Communication for European Application No. 08726793.6, dated May 30, 2016.

EPO Communication for European Application No. 08768802.4, dated May 30, 2016.

VDO expands Webcasting possibilities, *Broadcasting & Cable*, Nov. 11, 1996.

(56)

References Cited

OTHER PUBLICATIONS

Jose Alvear, "Web Developer.com Guide to Streaming Multimedia", Chapters 9 and 11, 1998.

Business Wire, "Ivex Announces ViewOps Internet Video Service; Allows Business Managers to View and Manage Operations Online," May 2, 2000.

Notice of Entry of Judgment Without Opinion for Case No. 2016-1082 of the United States Court of Appeals for the Federal Circuit dated Sep. 26, 2016.

Judgment, *Broadband iTV, Inc. v. Hawaiian Telcom, Inc., Oceanic Time Warner Cable, LLC and Time Warner Cable, Inc.*, Nos. 2016-1082, 2016-1083 (CAFC Sep. 26, 2016) (2 pgs).

Affidavit of Milton Diaz Perez Under 37 C.F.R. 132, Jan. 20, 2012, submitted in U.S. Appl. No. 11/768,895.

Broadband iTV, Inc. v. Hawaiian Telcom, Inc. et al.; BBiTV Petition for a Writ of Certiorari (Sup. Ct. Apr. 13, 2017 (No. 16-1241)).

Order List 581 U.S. Sup. Ct.—Monday, May 22, 2017—*Broadband iTV, Inc. v. Hawaiian Telcom, Inc., et al.*, Petition for Writ of Certiorari Denied (p. 7).

Ciciora, Farmer, & Large, Modern Cable Television Technology (Morgan Kaufmann Publishers, Inc. 1999), 18 pages.

International Search Report, dated Mar. 6, 2006, in PCT International Application US2005/027376, of Broadband iTV, Inc.

International Search Report, dated Sep. 15, 2009, in PCT International Application US2008/003341, of Broadband iTV, Inc.

International Search Report, dated Nov. 28, 2008, in PCT International Application US2008/007980, of Broadband iTV, Inc.

The Industry Standard, "Web Entertainment Gets Personal", Jan. 10, 2000, www.thestandard.com.

Affidavit of Milton Diaz Perez Under C.F.R. 132, Mar. 9, 2009, submitted in U.S. Appl. No. 10/909,192, filed Jul. 3, 2004.

Affidavit of Milton Diaz Perez, Ex. A, Wikipedia, "Cable Television in the United States", history, last modified Jan. 17, 2009, pp. 1-7, http://en.wikipedia.org/wiki/Cable_Television_in_the_United_States.

Affidavit of Milton Diaz Perez, Ex. B, Wikipedia, "Internet Television", history, last modified Feb. 5, 2009, pp. 1-4, http://en.wikipedia.org/wiki/Internet_TV.

Affidavit of Milton Diaz Perez, Ex. C, Wikipedia, "Content Delivery Network", history, last modified Feb. 10, 2009, pp. 1-6, http://en.wikipedia.org/wiki/Content_Delivery_Network.

Affidavit of Milton Diaz Perez, Ex. D, Wikipedia, "Walled Garden (technology)", history, last modified Feb. 3, 2009, pp. 1-2, [http://en.wikipedia.org/wiki/Walled_Garden_\(technology\)](http://en.wikipedia.org/wiki/Walled_Garden_(technology)).

Affidavit of Milton Diaz Perez, Ex. E, Wikipedia, "User-generated TV", history, last modified Feb. 10, 2009, pp. 1-2, http://en.wikipedia.org/wiki/User-generated_TV.

Affidavit of Milton Diaz Perez, Ex. E1, Wikipedia, "ZeD", history, last modified Jan. 5, 2009, pp. 1-7, <http://en.wikipedia.org/wiki/Zed>.

Affidavit of Milton Diaz Perez, Ex. E2, Wikipedia, "Current TV", history, last modified Feb. 5, 2009, pp. 1-5, http://en.wikipedia.org/wiki/Current_TV.

Affidavit of Milton Diaz Perez, Ex. E3, OUTLOUD.TV, tripatlas.com/Outloud.tv, circa 2003, <http://tripatlas.com/Outloud.tv>.

VOD Metadata—Project Primer, Overview of VOD Content Specification 1.0, 1.1, and 2.0, published by Cable Labs, circa 2002-2007, <http://www.cablelabs.com/projects/metadata/primer>.

xOD Capsule, issue dated Apr. 11, 2006, includes article "Bresnan Taps CMC for VOD", published by Communications, Engineering & Design Magazine, <http://www.cedmagazine.com/newsletter.aspx?id=67468>.

Comcast Media Center, Content Gateway, Content Distribution website, circa 2010, <http://www.comcastmediacenter.com/content-gateway>.

Petition for Inter Partes Review, IPR2014-01222, *Unified Patents, Inc. v. Broadband iTV, Inc.*, re U.S. Pat. No. 7,631,336.

Petition for Covered Business Method Review, CBM2014-00189, *Hawaiian Telcom, Inc. v. Broadband iTV, Inc.*, re U.S. Pat. No. 7,631,336.

Patent Owner's Preliminary Response, Jan. 2, 2015, CBM2014-00189, *Hawaiian Telcom, Inc. v. Broadband iTV, Inc.*, re U.S. Pat. No. 7,631,336.

Decision Denying Institution of Inter Partes Review, Jan. 5, 2015, IPR2014-01222, *Unified Patents v. Broadband iTV, Inc.*, re U.S. Pat. No. 7,631,336.

Adams, Open Cable Architecture (Cisco Press 2000), Chapter 8-16. ATSC Standard: Program and System Information Protocol for Terrestrial Broadcast and Cable (PSIP) (Dec. 23, 1997).

Attack of the \$500 Killer Network Computers: Time-Warner Cable's Full Service Network, Network Computing (Aug. 19, 2000) Internet Archive, <https://web.archive.org/web/20000819050301/http://www.networkcomputing.com/616/616tw.html>.

CableLabs Video-On-Demand Asset Distribution Interface Specification, Version 1.1 (Sep. 27, 2002).

CableLabs Video-On-Demand Content Specification Version 1.1 (Jan. 7, 2004).

Declaration of Milton Diaz Perez, *Broadband iTV, Inc. v. Hawaiian Telcom, Inc. et al.*, No. 14-cv-00169-ACK-KSC (D. Haw. Mar. 2, 2015).

Defendants' Joint Preliminary Invalidity Contentions, *Broadband iTV, Inc. v. Hawaiian Telcom, Inc. et al.*, No. 14-cv-00169-ACK-KSC (D. Haw. Feb. 20, 2015).

Exhibit A, Defendants' Joint Preliminary Invalidity Contentions, *Broadband iTV, Inc. v. Hawaiian Telcom, Inc. et al.*, No. 14-cv-00169-ACK-KSC (D. Haw. Feb. 20, 2015).

Exhibit B, Defendants' Joint Preliminary Invalidity Contentions, *Broadband iTV, Inc. v. Hawaiian Telcom, Inc. et al.*, No. 14-cv-00169-ACK-KSC (D. Haw. Feb. 20, 2015).

Exhibit C, Defendants' Joint Preliminary Invalidity Contentions, *Broadband iTV, Inc. v. Hawaiian Telcom, Inc. et al.*, No. 14-cv-00169-ACK-KSC (D. Haw. Feb. 20, 2015).

Exhibit E, Defendants' Joint Preliminary Invalidity Contentions, *Broadband iTV, Inc. v. Hawaiian Telcom, Inc. et al.*, No. 14-cv-00169-ACK-KSC (D. Haw. Feb. 20, 2015).

Exhibit F, Defendants' Joint Preliminary Invalidity Contentions, *Broadband iTV, Inc. v. Hawaiian Telcom, Inc. et al.*, No. 14-cv-00169-ACK-KSC (D. Haw. Feb. 20, 2015).

Exhibit G, Defendants' Joint Preliminary Invalidity Contentions, *Broadband iTV, Inc. v. Hawaiian Telcom, Inc. et al.*, No. 14-cv-00169-ACK-KSC (D. Haw. Feb. 20, 2015).

Fickle et al., U.S. Appl. No. 60/429,966, filed Nov. 27, 2002.

Full Service Network and The Orlando Sentinel add interactive dining guide to GoTV, The Free Library, <http://www.thefreelibrary.com/Full+Service+Network+and+The+Orlando+Sentinel+add+interactive+dining...+a018299720> (published May 20, 1996, last visited Mar. 4, 2015).

Full Service Network(FSN) in Orlando, Florida, Hong Kong University of Science and Technology (May 4, 1997) Internet Archive, <https://web.archive.org/web/19970504203603/http://www.ust.hk/~webiway/content/USA/Trial/fsn.html>.

Full Service Network, Time Warner Cable, <http://m.history.timewarnercable.com/the-twc-story/era-1990-1995/Story.aspx?story=56> (last visited Mar. 4, 2015).

Full Service Network, Wikipedia, http://en.wikipedia.org/w/index.php?title=Full_Service_Network&printable=yes (last visited Mar. 4, 2015).

Tanenbaum, Computer Networks, 4th ed. (Prentice Hall PTR 2003), pp. 1-14.

Time Warner Cable, Draft Asset Distribution System ("Catcher's Mitt") Functional Requirements, Version 1.0 (Jan. 26, 2000).

Time Warner Cable, ISA Data Download Delivery, Version 0.5 (Jun. 3, 2004).

Time Warner Cable, Pegasus Interactive Services Architecture, Version 1.4 (Jun. 5, 2003).

Time Warner Cable, The ISA Tutorial, Version 1.0 (Sep. 13, 2003).

Time Warner Cable's Full Service Network connects live to Innovations, AllBusiness (published Apr. 10, 1996, archived Mar. 25, 2008) Internet Archive, <https://web.archive.org/web/20080325024937/http://www.allbusiness.com/media-telecommunications/telecommunications/7218809-1.html>.

Time Warner introduces world's first full service network in Orlando; Network offers First . . . , AllBusiness (published Dec. 14, 1994,

(56)

References Cited

OTHER PUBLICATIONS

archived May 22, 2009) Internet Archive, <https://web.archive.org/web/20090522134441/http://www.allbusiness.com/media-telecommunications/telecommunications/7087127-1.html>.
 Time Warner will close its Full Service Network, Orlando Business Journal, <http://www.bizjournals.com/orlando/stories/1997/04/28/daily7.html> (last visited Mar. 4, 2015).
 Time Warner's 'Time Machine' for Future Video, The New York Times, <http://www.nytimes.com/.../12/business/time-warner-s-time-machine-for-future-video.html?pagewanted=2&pagewanted=print> (published Dec. 12, 1994, last visited Mar. 4, 2015).
 Time Warner Cable, Request for Proposal and Functional Requirements Specification for Video-On-Demand (VOD) Systems, Version 2.0 (Apr. 25, 1997).
 Time Warner Cable, Pegasus Movies on Demand Content Specification, Version 1.3 (Sep. 29, 2000).
 Time Warner Cable, Pegasus Overall Flow: Movie Delivery, Version 1.0 (Feb. 18, 2004).
 If You Liked This, You're Sure to Love That, By Clive Thompson (Nov. 21, 2008), The New York Times Magazine, https://www.nytimes.com/2008/11/23/magazine/23Netflix-t.html?_r=2&hp=&pagewanted=all, Internet.

Two Decades of Recommender Systems at Amazon.com, Brent Smith (Amazon.com) and Greg Linder (Microsoft) Published by the IEEE Computer Society, [semanticscholar.org, https://pdfs.semanticscholar.org/0f06/d328f6deb44e5e67408e0c16a8c7356330d1.pdf](https://pdfs.semanticscholar.org/0f06/d328f6deb44e5e67408e0c16a8c7356330d1.pdf), Internet.
 Evaluating Collaborative Filtering Recommender Systems, Jonathan L. Herlocker (Oregon State University) and Joseph A. Konstan, Loren G. Terveen, and John T. Riedl (University of Minnesota) ACM Transactions on Information Systems, vol. 22, No. 1, Jan. 2004, pp. 5-53.
 Netflix Prize: Forum, <http://www.netflixprize.com/community/> (Mar. 6, 2007) Internet Archive, <https://web.archive.org/web/20070306011355/http://www.netflixprize.com:80/community/>.
 Netflix Prize, The Netflix Prize Rules, [Netflix.com, http://www.netflixprize.com/rules](http://www.netflixprize.com/rules) (Mar. 6, 2007) Internet Archive, <https://web.archive.org/web/20070306011304/http://www.netflixprize.com/rules>.
 Netflix Prize: Home; <https://web.archive.org/web/20070306011244/http://www.netflixprize.com:80/index>.

* cited by examiner

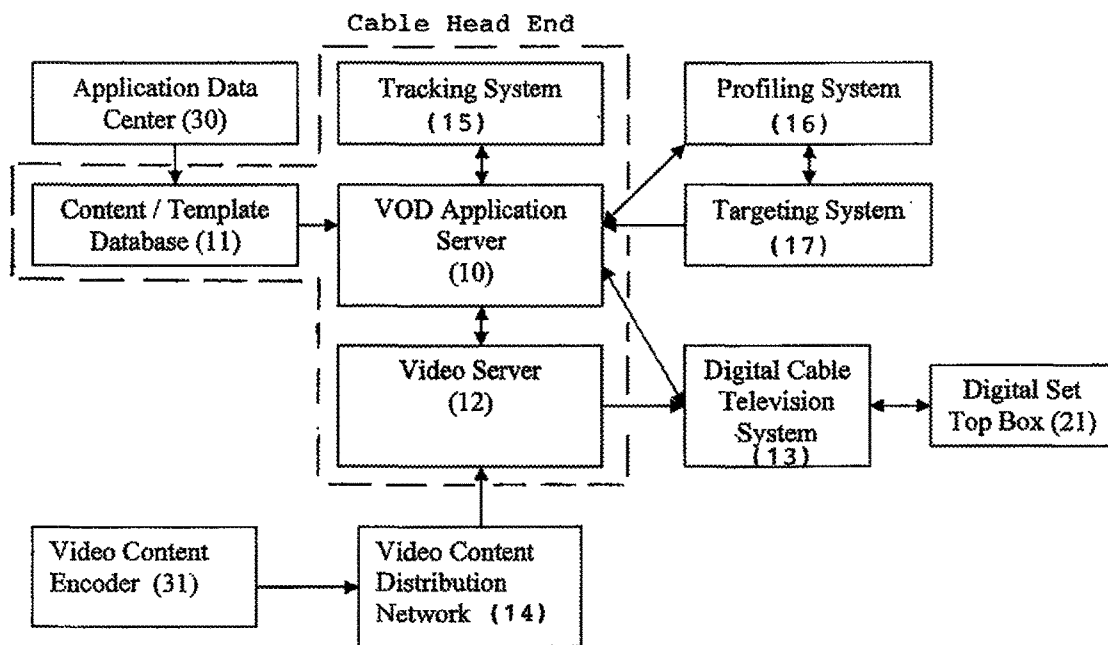


Figure 1A: VOD Content Delivery System, Overall Architecture

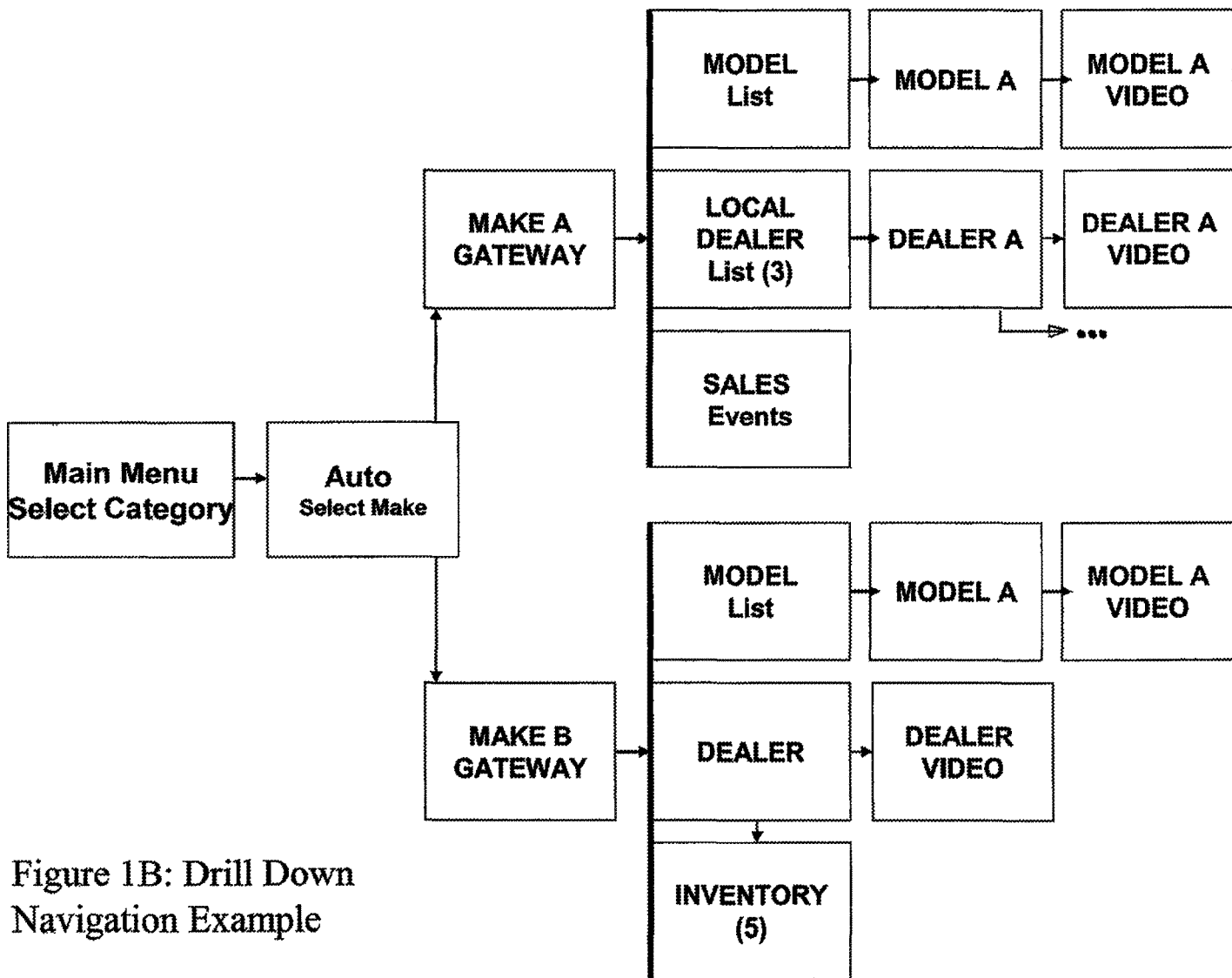


Figure 1B: Drill Down Navigation Example

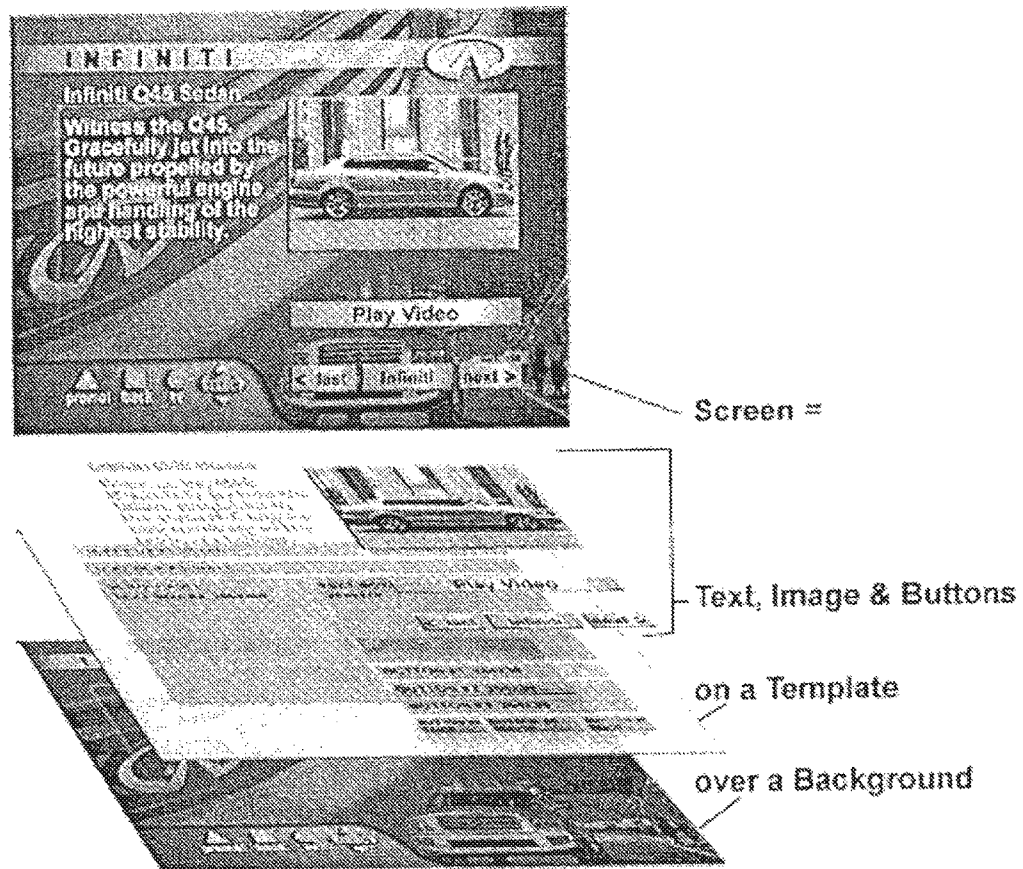


Figure 1C: Template Layer Model

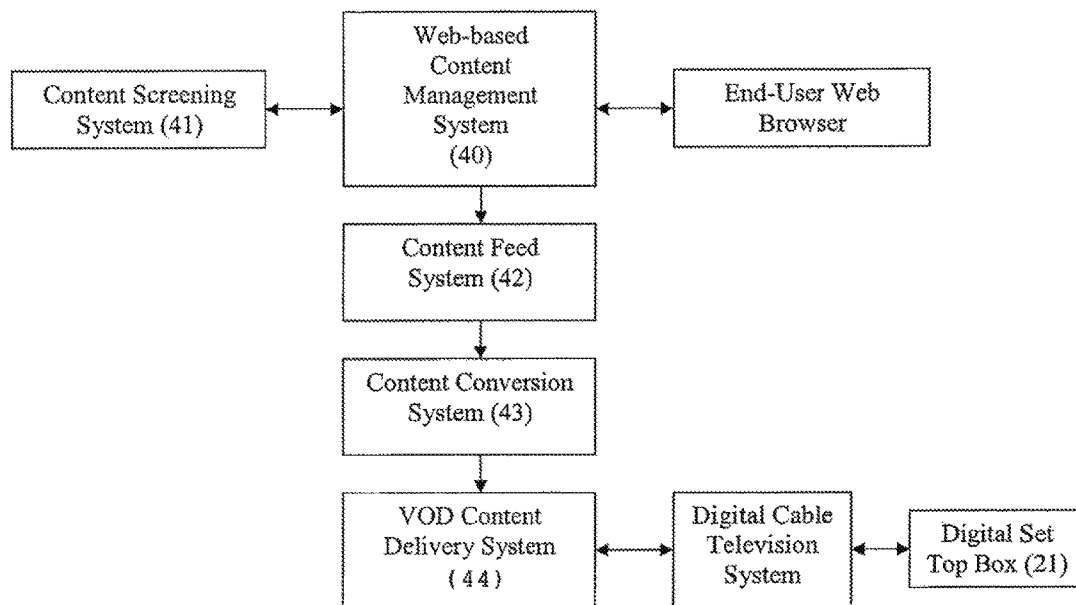


Figure 2A: Classified Ad System, Overall Architecture

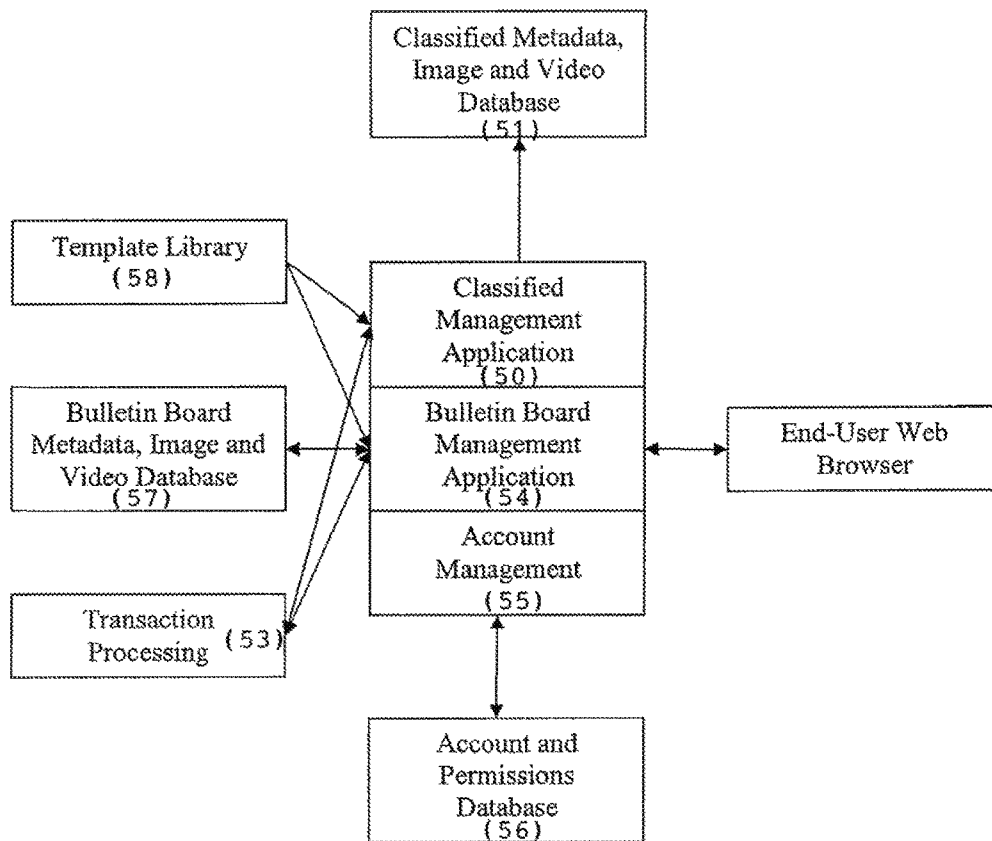


Figure 2B: Web-based Content Management System

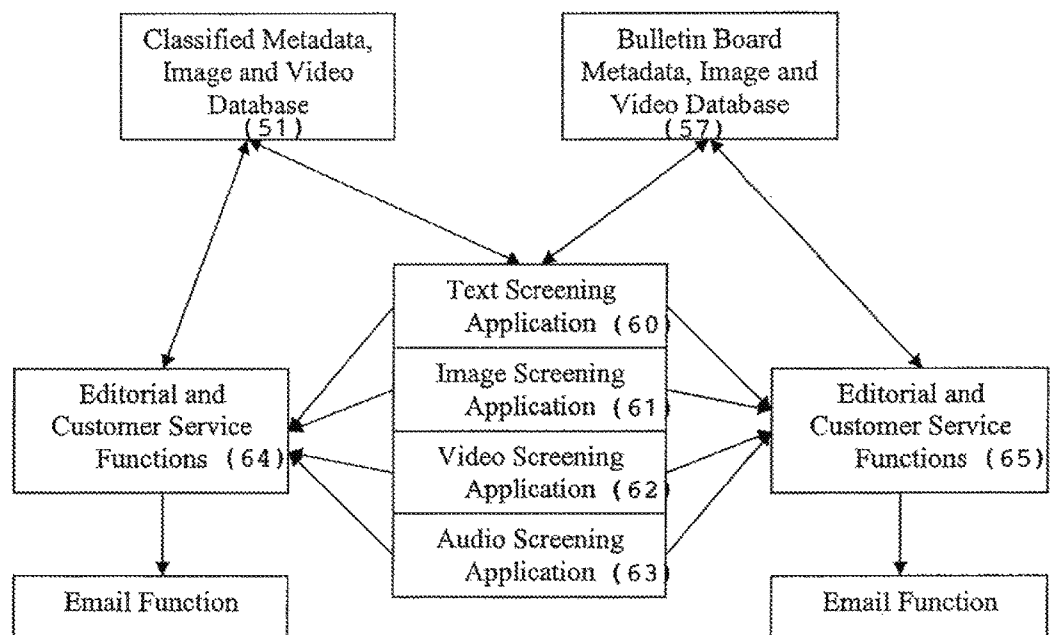


Figure 2C: Content Screening System

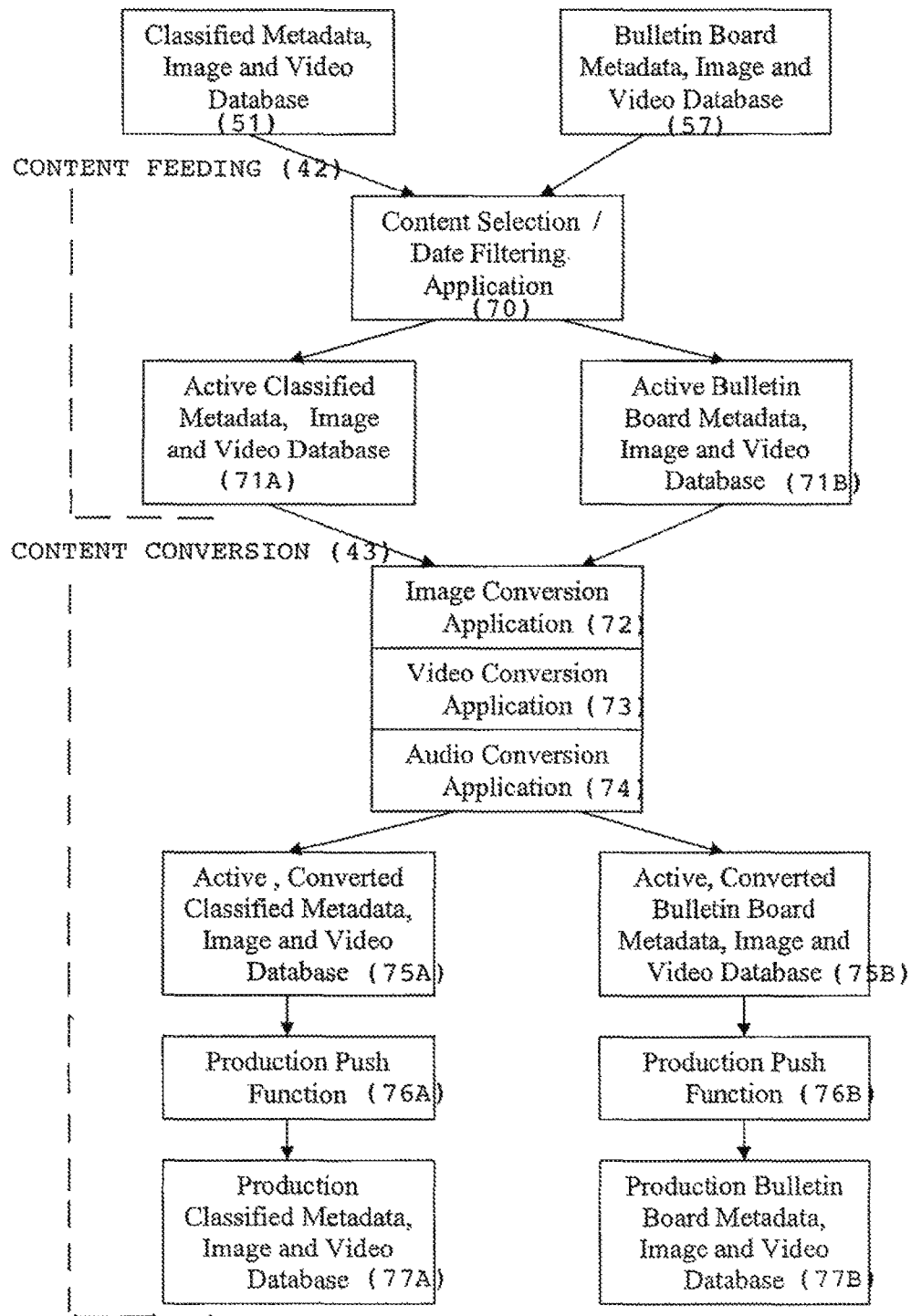


Figure 2D: Content Feed and Conversion System

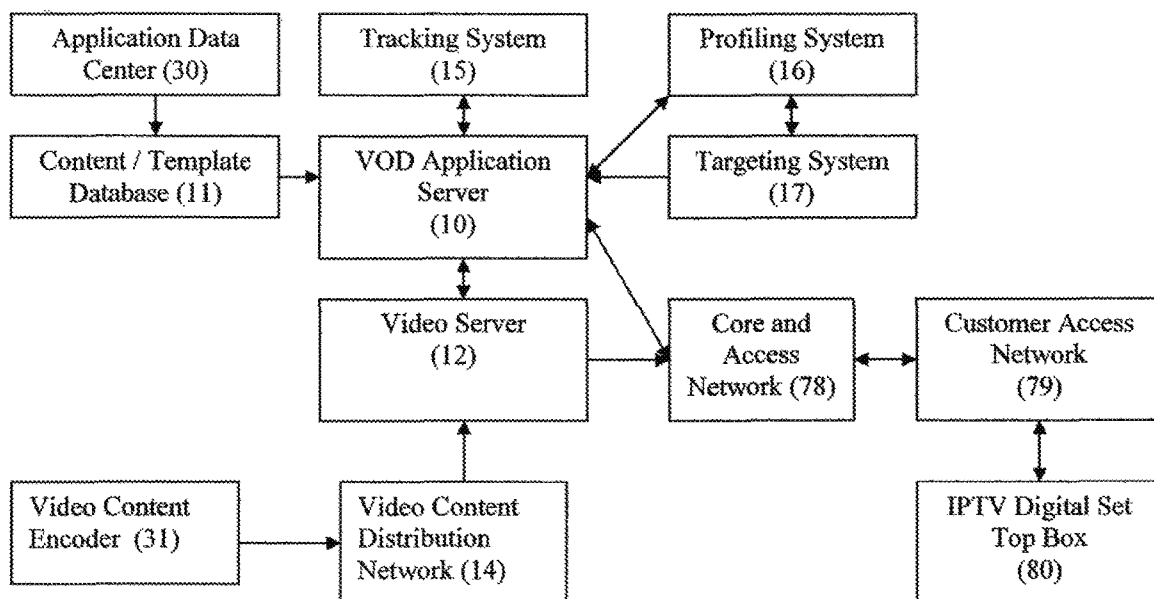


Figure 3: VOD Content Delivery System, Overall Architecture for IPTV System

FIG. 4

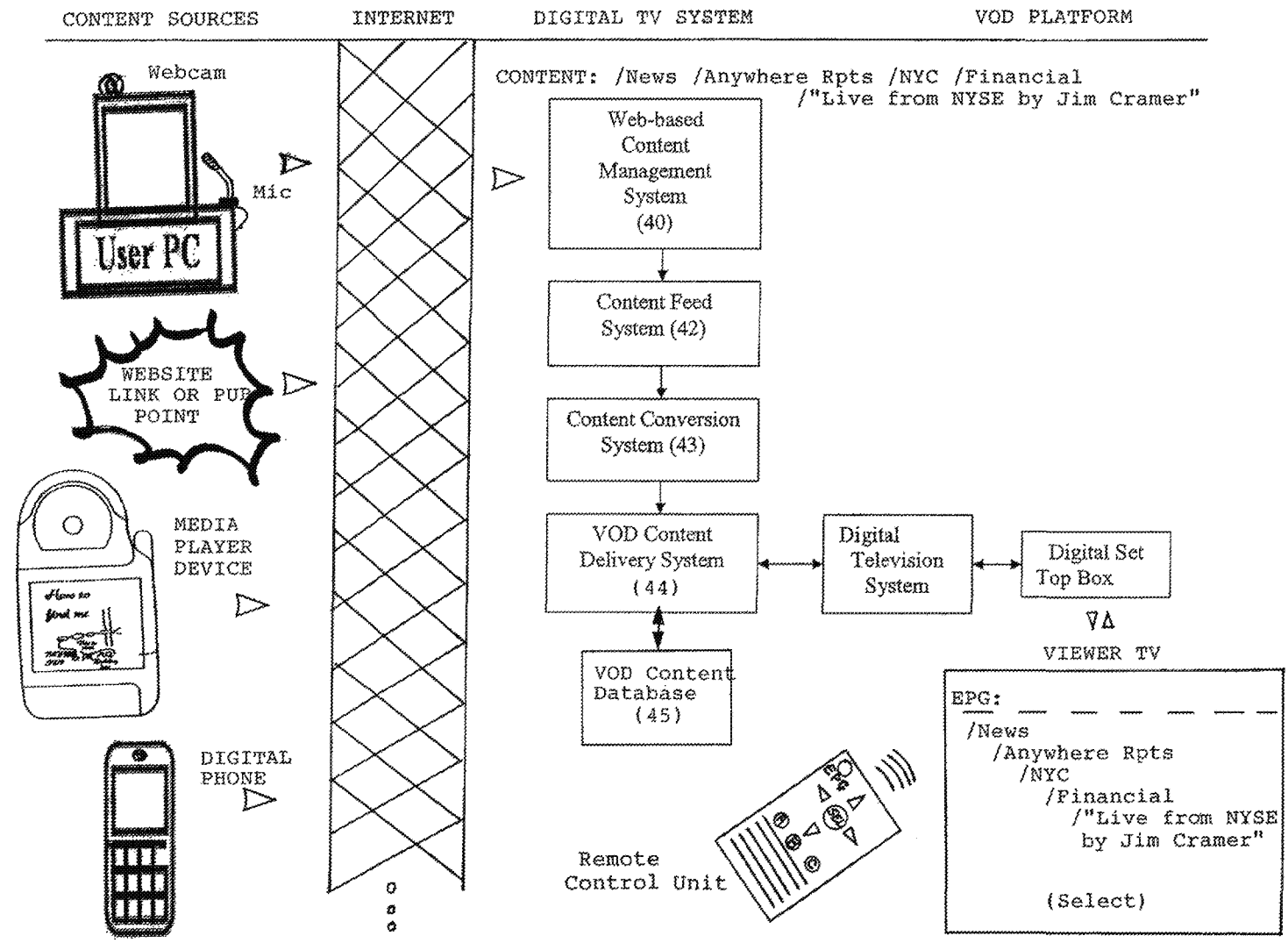


FIG. 5
LAYERED VIDEO PROGRAM

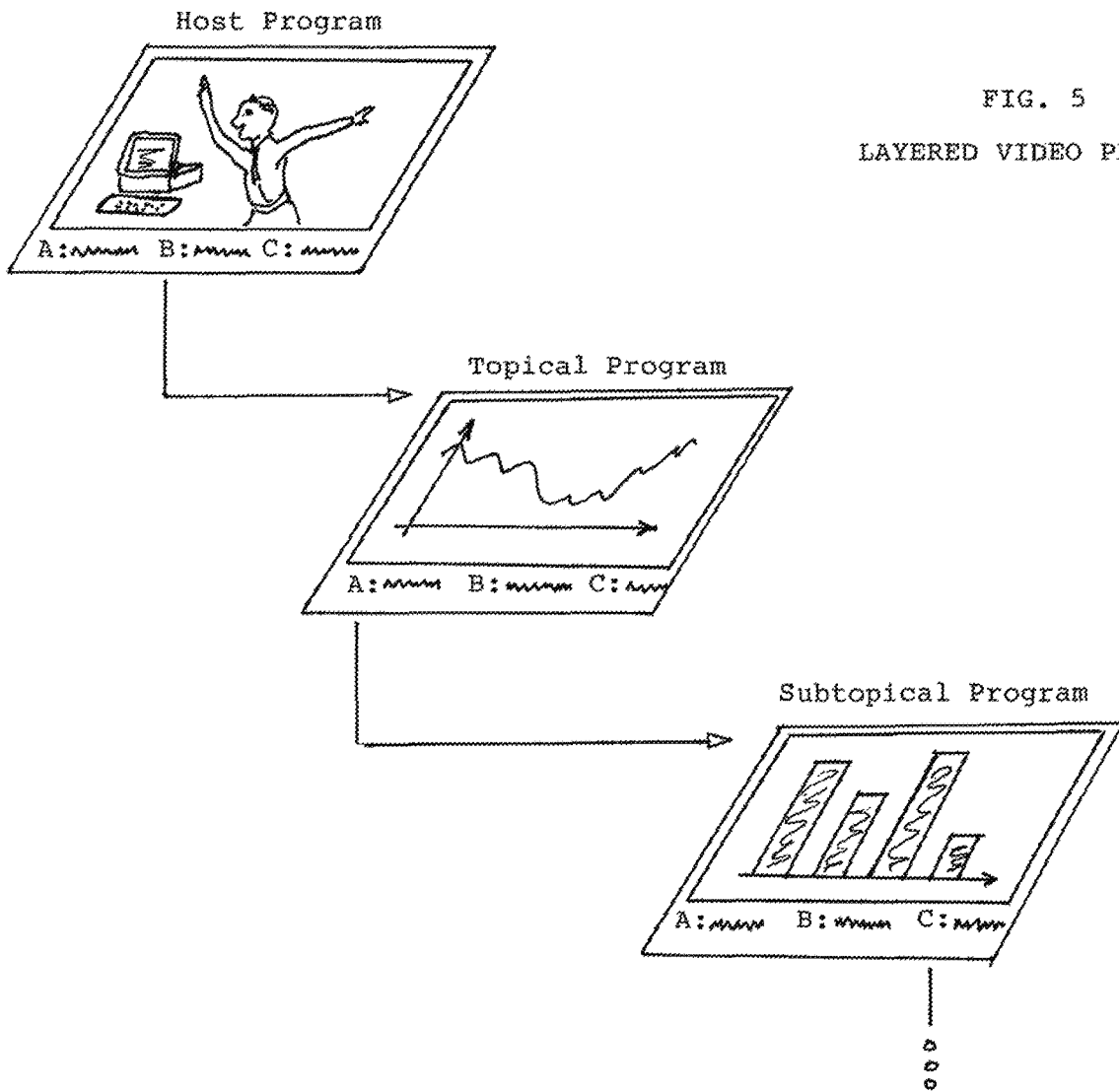


FIG. 6

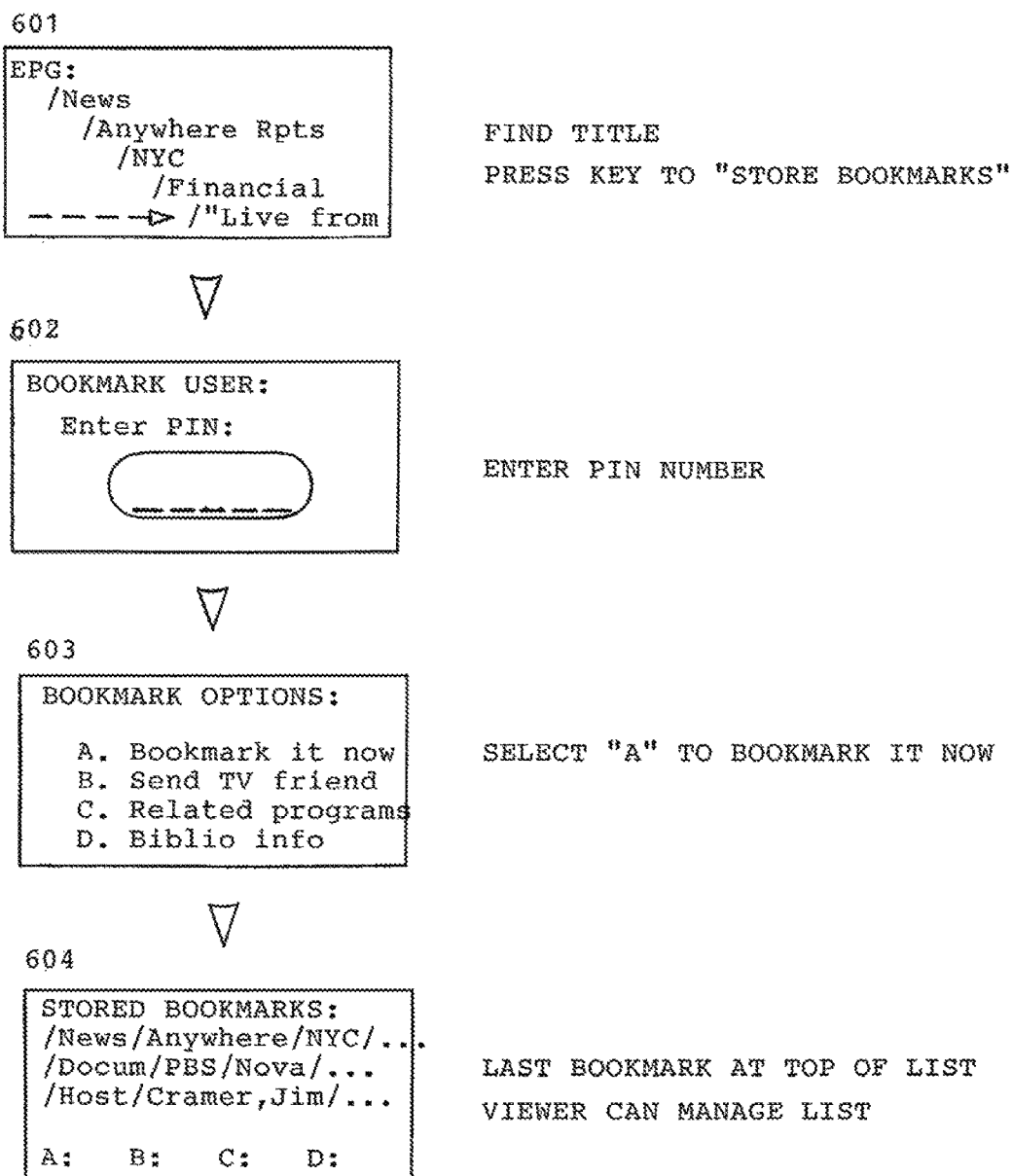


FIG. 7

From Step 603, Option "B"

701

SEND TV FRIEND:

- A. Select fr Directory
- B. Select fr Contact List
- C. Select Group
- D. Send to email addr

▶ A: 702 - Select fr Directory

Enter ltrs

Last Name

P E R _ _

```
PERELLA, UserA
PERETTI, UserA, UserB
PEREZ, UserA, UserB,
```

A: Send B: Add List & Send

HIGHLIGHT FRIEND NAME, USER CAN
SEND or ADD TO LIST & SEND

➤ B: 703 - Select fr Contact List

VIEWER CONTACT LIST:

ALGERNON, LUserA

PEREZ; MUserA, UserB

ZENO.AUserA

A: Send B: Delete C: Add to Groups

HIGHLIGHT FRIEND NAME, USER CAN
SEND

➤ C: 704 - Select Group

VIEWER GROUPS: 001

001: FINANCE -

ALGERNON, LUSERA

PEREZ, MUSÉR B

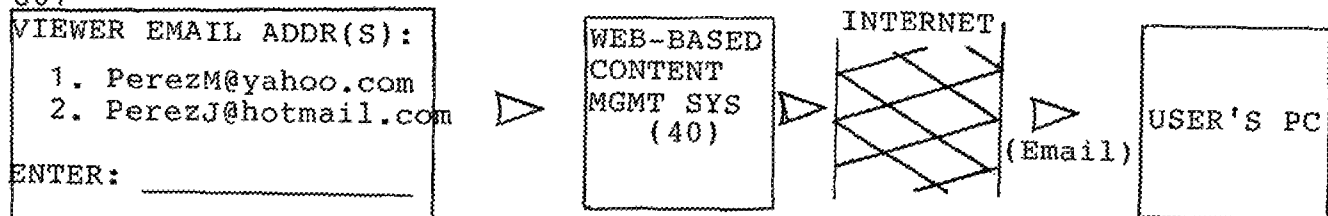
002: SCIENCE -

A: Send B: Delete

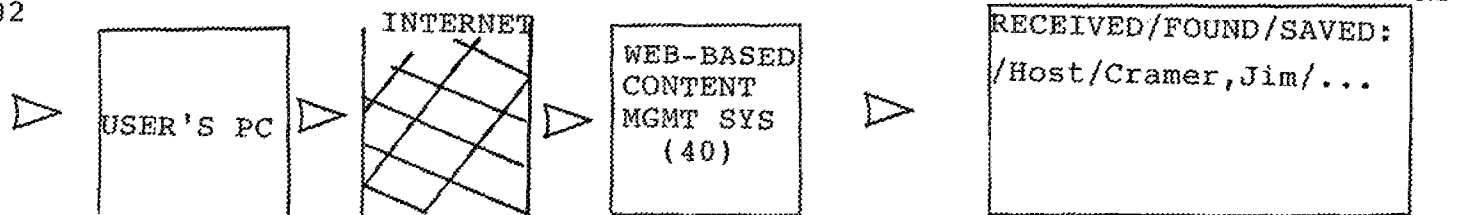
ENTER GROUP NUMBER, USER CAN
SEND, or HIGHLIGHT USER & SEND

FIG. 8

From Step 701, Option "p"
801



Received or Found Bookmarks
802



1

SYSTEM FOR ADDRESSING ON-DEMAND TV PROGRAM CONTENT ON TV SERVICES PLATFORM OF A DIGITAL TV SERVICES PROVIDER

CROSS-REFERENCE TO RELATED APPLICATIONS

This U.S. patent application is a continuation application and claims the benefit of copending U.S. patent application Ser. No. 15/192,598, filed on Jun. 24, 2016, of the same inventor and entitled "SYSTEM FOR ADDRESSING ON-DEMAND TV PROGRAM CONTENT ON TV SERVICES PLATFORM OF A DIGITAL TV SERVICES PROVIDER", which is a continuation application of U.S. patent application Ser. No. 14/827,090, filed on Aug. 14, 2015, of the same inventor and entitled "METHOD FOR ADDRESSING ON-DEMAND TV PROGRAM CONTENT ON TV SERVICES PLATFORM OF A DIGITAL TV SERVICES PROVIDER", and which issued as U.S. Pat. No. 9,420,318 on Aug. 16, 2016, which is a continuation application of U.S. patent application Ser. No. 12/632,745, filed on Dec. 7, 2009, of the same inventor and entitled "METHOD OF ADDRESSING ON-DEMAND TV PROGRAM CONTENT ON TV SERVICES PLATFORM OF A DIGITAL TV SERVICES PROVIDER", and which issued as U.S. Pat. No. 9,113,228 on Aug. 18, 2015, which was a divisional application of U.S. patent application Ser. No. 11/685,188, filed on Mar. 12, 2007, of the same inventor, entitled "METHOD FOR CONVERTING, NAVIGATING AND DISPLAYING VIDEO CONTENT UPLOADED FROM THE INTERNET TO A DIGITAL TV VIDEO-ON-DEMAND PLATFORM" and which issued as U.S. Pat. No. 7,631,336 on Dec. 8, 2009, which was a continuation-in-part application of U.S. patent application Ser. No. 10/909,192, filed on Jul. 30, 2004, of the same inventor, entitled "SYSTEM AND METHOD FOR MANAGING, CONVERTING AND DISPLAYING VIDEO CONTENT ON A VIDEO-ON-DEMAND PLATFORM, INCLUDING ADS USED FOR DRILL-DOWN NAVIGATION AND CONSUMER-GENERATED CLASSIFIED ADS", which issued as U.S. Pat. No. 7,590,997 on Sep. 15, 2009, each of which is hereby incorporated by reference as if fully set forth herein.

TECHNICAL FIELD

This invention generally relates to the provision of video content to viewers through digital TV infrastructure, and more particularly, to converting, navigating and displaying video content uploaded from the Internet on a digital TV video-on-demand platform.

BACKGROUND OF INVENTION

Cable television (CATV) systems are used to deliver television services to a vast majority of TV-viewing homes in the U.S. and other technologically advanced countries. The typical CATV system has a cable service provider head end equipped with video servers to transmit CATV program signals through distribution cable lines to local nodes and from there to TV subscriber homes. Within the subscriber homes, the CATV input TV line is connected to one or more customer-premises TVs which are coupled to external set-top boxes for channel tuning or are equipped with internal cable channel tuners. CATV service providers employ the spacious 1 GHz bandwidth of the typical cable (RG-6) line to carry tens of analog TV channels in the portion of the

2

cable bandwidth allocated to analog TV signals. With digital multiplexing methods such as QAM, hundreds of digital TV signals can be carried simultaneously in the portion of the cable bandwidth allocated to digital TV signals. Cable TV service providers have also allocated portions of the cable bandwidth for user (return) data, broadband data connection, and voice-over-IP (VoIP) digital telephone service.

Cable TV service providers generally offer subscribers to subscribe to any of several tiers of bundled TV services on a scale with increasing rates in accordance with signal quality, TV program offerings, and types of interactive services. Digital TV services are offered through advanced digital set-top boxes that are individually addressable from the CATV head end, and also allow subscribers various interactive functions with the CATV head end via inputs to the set-top box via the remote control unit for transmission on the return data path to the CATV head end.

A recent type of interactive television service offered on digital TV systems is referred to generally as a "video-on-demand" (VOD) system, wherein a viewer can navigate through a program guide via the remote control unit and send a request via the set-top box for a desired video program to be addressed from the head-end to the subscriber's set-top box for display on the TV. Different types of VOD programs are typically bundled as a package and offered on different VOD "channels". For example, a VOD "channel" can offer on-demand movies and videos, replay sports events, infomercials, advertisements, music videos, short-subjects, and even individual TV "pages". VOD-based interactive television services generally allow a viewer to use the remote control to cursor through an on-screen menu and select from a variety of titles for stored video programs for individual viewing on demand. Advanced remote control units include button controls with VCR-like functions that enable the viewer to start, stop, pause, rewind, or replay a selected video program or segment. In the future, VOD-based interactive television services may be integrated with or delivered with other advanced interactive television services, such as webpage browsing, e-mail, television purchase ("t-commerce") transactions, and multimedia delivery.

Digital cable TV is currently the most prevalent system for offering digital TV services to home TV subscribers. However, other types of digital carriers offering broadband connections to subscriber homes have entered into competition with cable TV providers by offering digital TV services over their broadband connections. Examples of other broadband connections include DSL telephone lines, local area broadband networks, and wireless broadband networks. Digital television services offered on such broadband connections employ the TCP/IP data transport protocol and are referred to as Internet Protocol Television (IPTV). Instead of multi-casting all TV program signals into a cable line, the typical IPTV system will respond to a subscriber's request for a particular TV channel or video program by transmitting the video content individually to the subscriber's individually addressable, digital set top box at high speeds. IPTV and digital cable TV both transmit digital video in packetized data streams within closed, proprietary broadband systems; however, IPTV uses the Internet Protocol (IP) to structure, route and deliver the digital video packets within an IPTV system.

With the increasing interactive functionality and customer reach of interactive television services, advertisers and content providers are finding it increasingly attractive to employ on-demand advertising, on-demand program content, and on-demand TV transactions for home viewers. VOD content

delivery platforms are being designed to seamlessly and conveniently deliver a wide range of types of advertising, video content, and transaction services on demand to home viewers. VOD content offerings are expected to increase dramatically from a few “channels” with a few score or hundred “titles” listed on each today to scores or hundreds of channels with thousands if not millions of titles on each in the foreseeable future. The VOD platform thus offers a gateway for greatly expanding TV viewing from a relatively small number of studio-produced program channels to a large number of new commercial publishers and ultimately a vast number of self-publishers or so-called “citizen” content publishers. It is deemed desirable to find a way for such vast numbers of content publishers to transmit their programs to the home TV, and to enable home TV viewers to find something of interest for viewing among the vast numbers of new programs.

SUMMARY OF THE INVENTION

In accordance with the present invention, a method for converting, navigating and displaying video content via a video-on-demand (VOD) platform of a digital TV service provider comprises:

- (a) uploading video content in a digital video format via an online network to a Web-based content management server of the VOD platform of the digital TV service provider, along with a title and a hierarchical addressing tag of hierarchically-arranged categories and subcategories for categorizing the title for the video content;
- (b) converting the content uploaded to the Web-based content management server into a standard TV digital format and storing a “local instance” thereof at a video ID (VID) address in a video content database of the VOD platform, wherein the VID address is linked to the metadata title for the video content;
- (c) listing the title of the video content in an electronic program guide of the VOD platform following the same hierarchically-arranged categories and subcategories as the hierarchical addressing tag of the video content;
- (d) providing a TV subscriber, having a TV-connected set-top box addressable by the digital TV service provider, with access to the electronic program guide for navigating through the hierarchically-arranged categories and subcategories therein in order to find the title of the video content; and
- (e) upon the subscriber selecting, via a remote control unit in communication with the set-top box, the title of the video content from the hierarchically-arranged categories and subcategories of the electronic program guide, then transmitting a return request for the selected title to the VOD platform for retrieving the video content stored at the linked VID address in the video content database of the VOD platform, and transmitting the video content to the subscriber’s set-top box for display on the subscriber’s TV.

By the method of the present invention, video content can be published for viewing on home TV with any digital TV service provider by uploading from any node or publishing site on the Internet to the provider’s Web-based content management server. The title of the program becomes automatically listed in the electronic program guide (EPG) following the same hierarchical categorization addressing indicated by the publisher of the content. Typically, the publisher will select the categories and subcategories for

categorizing the title of the video content from a standard categorization hierarchy used by the digital television service provider for listing titles to be offered on its VOD platform. With this method, vast numbers of content publishers anywhere on the Internet can upload their programs to digital television service providers for viewing on the home TV, and home TV viewers can readily find something of interest for viewing among the vast numbers of new programs by navigating through the hierarchical addressing scheme of the provider’s EPG.

In particular, the invention method provides a convenient and substantially automatic vehicle for bringing large numbers of new blogging and pod casting-like programs to TV viewing. Such a blogging or podcasting-like program is typically presented in the video content by a “host” or “celebrity” who has been identified, or can be voted on by viewers, as a popular “Host”. The Host acts as a filter, reviewer, rater, and/or analyst to bring information of value to viewers from the plethora of content populating the viewing landscape. The Host can also serve to link the viewer to other Host programs or other VOD-listed programs, for example, by on-screen directing of the viewer to a menu of options selectable by corresponding option keys on the remote control unit. As an added feature, the EPG can be configured to enable a viewer to store bookmarks for desired VOD-listed TV programs for viewing again or with friends. The viewer’s bookmarks can also be shared with other subscribers via an on-screen Contact List maintained for each viewer, and/or shared with others online by the provider enabling transmission of the bookmark data from the VOD platform to the viewer’s email address or other online address.

The capability for Internet uploading and automatic listing in any VOD EPG opens VOD programming to a greatly expanded field of non-studio TV program publishers. The digital TV service provider can charge program placement fees that are paid by the publisher, advertiser, and/or sponsor. With future expansion of VOD “channel” capacity, the system can be opened to “citizen” publishers and paid for by program advertisers or sponsors and/or by viewer “Premium (VOD) Services” fees.

The foregoing and other objects, features and advantages of the invention are described in further detail below in conjunction with the accompanying drawings.

BRIEF DESCRIPTION OF THE DRAWINGS

FIG. 1A is a diagram of an overall architecture for a VOD Content Delivery System in accordance with the present invention, FIG. 1B shows an example of templated Drill-Down Ad navigation, and FIG. 1C shows an example of the templated ad display model.

FIG. 2A is a process flow diagram of the overall architecture of a Classified Ad application for the VOD Content Delivery System, FIG. 2B illustrates a Content Management Website for the Classified Ad application, FIG. 2C illustrates a Content Screening Component of the system, and FIG. 2D illustrates a Content Feed and Conversion Components of the system.

FIG. 3 is a diagram of a VOD Content Delivery System adapted to Internet Protocol TV (IPTV) system.

FIG. 4 is a diagram illustrating a process flow for enabling content publishers on the Internet to upload video content to digital television service providers for viewing on the home TV.

5

FIG. 5 is a diagram illustrating an example of a blogging or podcasting-like program presented by a "Host" with layered topics and links to other programs.

FIG. 6 is a diagram illustrating the logic flow for using an EPG to enable a viewer to store TV bookmarks for desired VOD-listed TV programs.

FIG. 7 is a diagram illustrating an example of sharing TV bookmarks with other TV subscribers via an on-screen Contact List maintained for the viewer.

FIG. 8 is a diagram illustrating an example of sharing TV bookmarks with others on the Internet by transmission of bookmark data to the viewer's email address.

DETAILED DESCRIPTION OF INVENTION

The following description describes one preferred embodiment for implementation of the invention in which the digital television service provider is one employing cable TV infrastructure. However, it is to be understood that the principles of the invention are equally applicable to other types of digital television service providers offering digital TV services over other broadband connections such as DSL telephone lines, local area broadband networks, and wireless broadband networks. Similarly, certain examples of VOD applications are described herein, e.g., advertisements that are navigated in "drill-down" fashion, and the uploading of consumer-generated classified ads to be viewed as TV classified ads. However, many other types of video content may be used in programming with this system.

Referring to FIG. 1A, an overall system architecture for a VOD content delivery system includes a VOD Application Server 10 located at a Cable Head End. The VOD Application Server 10 manages a Database 11 of templates and video content segments from Video Server 12 for generating templated VOD content. The VOD content is generated in response to a viewer request signal transmitted from the Digital Set Top Box 21 of a viewer's TV equipment through the Digital Cable Television System 13 to the VOD Application Server 10 at the Cable Head End. The VOD Application Server 10 may be of the type which enables any compatibly-developed VOD applications to be loaded on and operated on the server. An example of such a VOD Application Server is the Navic N-Band™ server, offered by Navic Systems, Inc., d/b/a Navic Networks, of Needham, Mass. This is an integrated system which provides an application development platform for third party application developers to develop new VOD service applications, viewer interfaces, and ancillary interactive services for deployment on VOD channels of CATV operators in cable service areas throughout the U.S. A detailed description of the Navic N-Band system is contained in U.S. Patent Application 2002/066,106, filed on May 30, 2002, which is incorporated herein by reference.

Templates for displaying VOD content are created at an Application Data Center 30 and stored in the Database 11 for use by the operative VOD application. The templates may be designed, for example, to present video ad content displays in a logo frame, or to provide navigation buttons and viewer selection options in a frame around currently displayed video content. In the preferred embodiment described in greater detail below, the templates are used to provide navigation aids in a series of progressively more focused ad display types. A Video Content Encoder 31 is used to encode raw video feeds into formatted video content segments compatible with the VOD platform and supply them through a Video Content Distribution Network 14 to the Video Server 12.

6

In operation, the VOD Application Server 10 operates a VOD application for the CATV system, for example, "automobile infomercials on demand". The viewer sends a request for selected VOD content, such as to see an infomercial on a specific model type made by a specific auto manufacturer, by actuating a viewer request signal by a key press on the viewer's remote control unit transmitting an IR signal to the Set Top Box 21 that is sent on a back channel of the Digital Cable Television System 13 to the VOD Application Server 10 at the Cable Head End. In response to the signal, the VOD Application Server 10 determines the VOD content being requested and retrieves the infomercial ad display template from the Template Database 11 and video content segment from the Video Server 12, in order to generate the corresponding templated VOD content. In the invention, the templates are of different types ordered in a hierarchy, and display of content in a template of a higher order includes links the viewer can select to content of a lower order in the hierarchy. Upon selecting a link using the remote control, the VOD Application Server 10 retrieves the template and video content of lower order and displays it to the viewer. Each successive templated display may have further links to successively lower levels of content in the hierarchy, such that the viewer can use the series of linked templated VOD displays as a "drill down navigation" method to find specific end content of interest.

Referring to FIG. 1B, a preferred embodiment of the templated VOD content delivery system is shown providing a User Interface using Drill-Down Navigation through display ads, such as for automobile infomercials. When the viewer selects a VOD application (channel), such as "Wheels-On-Demand", the viewer's TV displays a Main Menu with buttons inviting the viewer to "Select Category". The viewer can select an "Auto" category, and the TV then displays an "Auto" menu with buttons inviting the viewer to "Select Make", such as Make A, Make B, etc. When the viewer makes a selection, such as Make A, the viewer's TV displays a further menu that is a Gateway into templated VOD content delivery which enables Drill-Down Navigation by templated display ads. Through the Gateway, the VOD Application leaves the Menu mode and enters the Drill Down Navigation mode for successively displays of hierarchically-ordered video content which allow the viewer to navigate to progressively more focused content. In this example, the highest level of the hierarchy includes categories for Model, Local Dealer, Sales Events, and/or Inventory. When the viewer selects a category such as "Model" from the Gateway, for example, the VOD Application creates a templated ad display showing video content generic to all models by that automaker framed in a frame which has links (buttons or choices) for a list of the specific models made by that automaker. When the viewer selects the link to a specific model, "Model A" for example, the VOD Application creates a templated ad display showing video content for Model A, and the viewer can then choose to run a long-form infomercial of the Model A video. Alternatively, the Drill-Down Navigation can continue with further levels of specificity, such as "Custom Packages", "Options", "Colors/Stylings", etc. Similarly, the selection of the "Local Dealer" category from the Gateway can bring up a templated ad for local dealers with links to specific local dealers in the viewer's cable service area, and a click on a specific "Dealer A" can bring up a templated ad for Dealer A with further links to more specific content pertaining to Dealer A, such as "Current Sales Promotions", etc.

In this manner, the templated VOD content delivery system allows the viewer to navigate to specific content of

high interest to the viewer using the Drill-Down ads as a navigation tool, while at the same time having a unique visual experience of moving through a series of ads mirroring the viewer's path to the subject of interest. The templated VOD ads are generated dynamically by searching the Content/Template database with each request by a viewer, enabling the system to display updated navigation choices and content simply by updating the database with updated links and video content. For example, if the Auto Maker changes the Model types of autos currently available, or if Local Dealer A changes its current sales promotions for autos currently available, that advertiser's ads can be updated with new, template frame navigation links and content, instead of entirely new ads or screen displays having to be shot, produced, contracted, delivered, and programmed with the cable TV company. Many other types of layered or in depth ads, subjects, and interactive TV applications can be enabled with the use of the Drill-Down Navigation method. The selections or preferences exhibited by viewer navigation paths through the Drill-Down Navigation can also be tracked, profiled, and/or targeted as feedback data to advertisers for fine-tuning Drill-Down Navigation designs.

In FIG. 1C, an example illustrates how a templated VOD display is generated in layers. A Background screen provides a basic color, logo, or graphical theme to the display. A selected Template (display frame) appropriate to the navigation level the intended display resides on is layered on the Background. The Template typically has a frame in which defined areas are reserved for text, display image(s), and navigation links (buttons). Finally, the desired content constituted by associated Text, Image & Buttons is retrieved from the database and layered on the Template. The resulting screen display shows the combined background logo or theme, navigation frame, and text, video images, and buttons.

Referring again to FIG. 1A, a Tracking System 15 of conventional type can be installed at the Cable Head End to aggregate non-personal data on what channels and programs viewers watch. For the Drill Down Navigation method, the Tracking System 15 can include tracking of the navigation paths viewers use to find subjects of interest in a VOD Application. The aggregation of viewer navigation data can indicate what subjects are most popular, whether some subjects are of greater interest to viewers at certain times of day, of certain demographics, or in relation to certain products or services. The VOD Application Server 10 can export the aggregated viewer navigation data to an external Profiling System 16, such as a non-biased or unrelated firm applying profile analysis methods. The results of the Profiling System 16 can be communicated to a Targeting System 17, such as a template design firm or content production company, to fine-tune the presentation of the templated VOD content consistent with viewer preferences or interests. The feedback from the Targeting System can be supplied as feedback to the VOD Application Server to modify the Content/Template Database 11.

Another application for the templated VOD content delivery system can be developed to support video advertisements which link national to local market ad campaigns in "drill-down" fashion. Advertisers, both national and local, can pay for placement of their video advertisements on the system. When the VOD Application is run, the national ads are displayed as a Gateway to linking to the local market ads. In this manner, national ads can be used to transition viewers from general interest in a product to finding specific information about the product available locally.

The templated VOD content delivery system can also support "traffic building" videos, including music videos, that may not generate direct revenue. Once a video is encoded and registered into the system, the management and distribution of the video is conducted through software systems and automated controls. The User Interface provides the user with the ability to navigate and find desired video content. Selection of a category presents the user with a list of video titles available for playback. Categories and title lists can be generated using real-time database queries, allowing for database-driven management of content within the User Interface. The User Interface can also support a search interface which allows the user to search the video content database to generate a list of video titles with specific characteristics.

As another aspect of the present invention, a VOD content delivery system may be adapted to offer consumer-generated classified ads on TV. The VOD content delivery system is provided with a Content Management frontend to receive consumer input and convert it to video display ads maintained in the system database. Referring to FIG. 2A, a system for managing, converting and displaying individual consumer-generated ads on a VOD content delivery system has a Web-based Content Management System 40 for enabling an individual user to upload content from their computer via a web browser to display a consumer-generated video ad on TV. The uploaded content includes meta data for classifying the video ad by title and topical area(s). A Content Screening System 41 is used for screening the content input by the individual user, such as by performing automatic searching for objectionable text, audio, video and/or images and rejecting the content if found objectionable.

A Content Feed System 42 is used to automatically transfer consumer-generated content screened through the Content Screening System 41 to a Content Conversion System 43. This system automatically converts the consumer-generated content supplied by the Content Feed System 42 into video display format compatible with the VOD content delivery system. The converted video ad is indexed by title and classified topical areas according to the meta data supplied by the user, in accordance with the indexing system maintained by the Content Management System. The VOD Content Delivery System 44 operates a Classified Ads VOD Application in which menus for finding classified ads are navigated by viewers, and specific classified ads are delivered through the Digital Cable Television System for display as video ads on the viewer's TV equipment in response to viewer request input by remote control to the Digital Set Top Box 21, as described previously with respect to the operation of the general VOD platform.

Referring to FIG. 2B, the Web-based Content Management System 40 includes a plurality of functional components to allow consumers to create and manage their own classified ads as interactive television content, as well as pay for the distribution of their content within the digital cable television system. A Classified Management Application 50 is used to receive consumer input content, have it screened (by the Content Screening System 41, not shown), and store it in the Classified Metadata, Image and Video Database 51. Consumer payment for running video ads is handled by the Transaction Processing Component 53. Also included in the Content Management System is an Account Management Component 55 and Account & Permissions Database 56 for management of user accounts for use of the web-based TV Classified Ads system. A Bulletin Board Ads application may be operated in parallel with the TV Classified Ads

application. A Bulletin Board Management Application **54** and Database **57** enable the creation and management of consumer-generated content relating to public announcements and other items of general interest for groups, organizations or topics. The preferred VOD Content Delivery System uses templated VOD content, and a Template Library **58** is used to store templates for both the Classified Ads and Bulletin Board Ads applications.

The Account Management Component controls the access by persons to the web-based Content Management System. The Account Management Component identifies persons accessing the system for the first time and allows these persons to register and create an account by providing an account name, password, credit card information and other information required for the payment of fees. The Account Management Component controls the access by registered users to their accounts and manages the privileges and security associated to all accounts. Persons may create accounts for the creation and management of Classified Ads. Accounts capable of accessing the Bulletin Board Management Application may also be assigned by a system administrator in the Account Management Component. Any account capable of accessing the Bulletin Board application can then create and manage bulletin board ads for the assigned bulletin boards.

The Classified Content Management System enables users to upload text, audio, video, and/or image files for classified ads in industry-standard file formats and have it converted into video display ads compatible with the VOD Content Delivery System. Classified ads are searched on the viewer's TV equipment by menus and lists indexed by title and topical areas corresponding to the metadata associated with the classified ads content. Selection of a listed item results in the display of a TV display ad containing uploaded text, images, video and/or audio. Users pay listing fees to the operator of the system for maintaining and displaying the classified ads on the digital cable television system.

Significant features of the Classified Ads Content Management System include: (a) the ability to enter descriptive data and text regarding the item; (b) uploading digital images of the item to the Content Management System; (c) uploading digital video of the item to the Content Management System; (d) uploading digital audio regarding the item to the Content Management System; (e) automated size and resolution processing of digital images uploaded to the system;

(f) automated digital format conversion of digital video uploaded to the system; (g) automated digital format conversion of digital audio uploaded to the system; (h) ability for users to select an interactive television screen design (template) from a catalog of available templates; (i) ability to view on a web browser the interactive television template containing the consumer-provided content; (j) ability to save classified content in persistent memory or storage for subsequent modification; (k) ability to mark classified content as completed and ready for submission to the interactive television system; (l) ability to specify the date and time when a classified content item is to become accessible by users of the interactive television system and the data and time when a classified content item is to be removed from display on the interactive television system; (m) ability to notify the user through email or other communication system that a specific content item is scheduled to be displayed or removed from the interactive television system; (n) ability to modify and resubmit previously created classified content for display on the interactive television system; (o) ability to access viewing data generated by the Tracking System

regarding access and use of specific consumer-generated content by users of the interactive television system; and (p) ability to calculate fees for classified content and submit payment of the fees using the Transaction Processing system.

As noted in (i) above, the Classified Content Management System allows the user to view the content they have composed using the templates. The templates are designed specifically for use on interactive television systems and the user is able to view on the web-interface their content as composed for presentation on television. As noted in (j) above, the Classified Content Management System allows the persistent storage of classified content; although the user is composing interactive television pages using a template system, the content is persistently stored as individual elements to simplify changes by the user and to allow the conversion of the content to different formats as required by different interactive television systems.

The Bulletin Board Content Management System provides the users of the web-based Content Management System with content creation and content management tools for the creation and maintenance of consumer-generated content related to announcements and other informational items of general interest. Bulletin Board content is displayed on the interactive television system as dedicated interactive television screens (bulletin boards), where approved groups, organizations or topics are each assigned a bulletin board for the display of their information. Bulletin Board content is displayed as list items organized within a bulletin board; selection of a list item results in the display of an interactive television screen containing or providing access to the descriptive data, text, images, video and audio regarding the item.

An alternative implementation of a Bulletin Board can display the content as scrolling text, where the user scrolls through the text, or the text scrolls automatically. Bulletin Board accounts will pay fees determined by the operator of the system for the distribution of the bulletin board content on the interactive television system for display on the digital cable television system. Significant features of the Bulletin Board Content Management System include: (a) the ability to enter descriptive data and text regarding the item; (b) upload digital images to the content management; (c) upload digital video to the content management system; (d) upload digital audio to the content management system; (e) automated size and resolution processing of digital images uploaded to the system; (f) automated digital format conversion of digital video uploaded to the system; (g) automated digital format conversion of digital audio uploaded to the system; (h) ability for users to select an interactive television screen design (template) from a catalog of available templates; (i) ability to view on a web browser the interactive television template containing the consumer-provided bulletin board content; (j) ability to save bulletin board content in persistent memory or storage for subsequent modification; (k) ability to mark bulletin board content as completed and ready for submission to the interactive television system; (l) ability to specify the date and time when specific bulletin board content is to become accessible by users of the interactive television system and the data and time when specific bulletin board content is to be removed from display on the interactive television system; (m) ability to notify the user through email or other communication system that specific bulletin board content is scheduled to be displayed or removed from the interactive television system; (n) ability to modify and resubmit previously created bulletin board content for display on the interactive television

11

system; (o) ability to access viewing data generated by the Tracking System regarding access and use of specific bulletin board content by users of the interactive television system; and (p) ability to calculate fees for bulletin board content and submit payment of the fees in conjunction with the Transaction Processing component.

The Transaction Processing component allows users of the Classified Content Management System and Bulletin Board Content Management System to determine and pay for any fees resulting from their use of these systems. The Transaction Processing component will allow users to pay for fees using credit cards or other supported payment methods. Significant features of the Transaction Processing component include: (a) ability to maintain business rules for use by the Transaction Processing system to determine fees based on user type and content type; (b) ability to maintain business rules for one or more payment methods for use by the Transaction Processing system in handling the settlement of fees; (c) ability to maintain business rules for user account and payment settlement conditions such as delinquency and lack-of-credit for use by the Transaction Processing system in determining user account privileges and content status; and, (d) ability to process payment of fees in real-time for payment methods that support real-time settlement.

Referring to FIG. 2C, the Content Screening System (41) is comprised of a Text Screening Application 60 which searches for objectionable words or phrases, an Image Screening Application 61 which searches for objectionable graphic images, a Video Screening Application 62 which searches for objectionable images or audio words or phrases in video segments, and an Audio Screening Application 63 which searches for objectionable words or phrases in audio segments. The Content Screening System can be used for both Classified Ads content and Bulletin Board content. Content that has been screened by the Content Screening System is then transferred to the aforementioned Classified Ads Database 51 or the Bulletin Board Content Database 57. The system also has component 64 for Editorial and Customer Service Functions for Classified Ads, and component 65 similarly for Bulletin Board content. These can each include an Email Function to send confirmations of input, reasons for rejection of posting, suggested corrections, further processing, and posting of content to consumers using the system.

Significant features of the Content Screening System include: (a) ability to maintain a library of objectionable or illegal words and phrases for use in the screening of text; (b) ability to perform automated analysis of user content text using the text library as an input and alert system administration personnel to the use of objectionable or illegal content and the use of unknown and suspect words or phrases; (c) ability to maintain a library of objectionable or illegal image elements for use in the screening of images; (d) ability to perform automated image recognition analysis against user content images using the library of image elements as an input and alert system administration personnel to the use of objectionable or illegal content; (e) ability to maintain a library of objectionable or illegal image elements for use in the screening of video; (f) ability to perform automated image recognition analysis against user content video using the library of image elements as an input and alert system administration personnel to the use of objectionable or illegal content; (g) ability to maintain a library of objectionable or illegal audio elements for use in the screening of audio; (h) ability to perform automated audio analysis against user content audio using the library of

12

audio elements as an input and alert system administration personnel to the use of objectionable or illegal content; and (i) ability to save screened content in persistent memory or storage for subsequent processing. Content Screening is automatically performed with the Content Management System 40 during the user process of submitting and/or creating consumer-generated content or may be performed as a process subsequent to the creation of content by the user.

Referring to FIG. 2D, the Content Feed System 42 and the Content Conversion System 43 provide for the transfer of user content from the Content Screening System and conversion to video content format compatible with the VOD Content Delivery System 44. The Content Feed System 42 has a Content Selection/Date Filtering Application which selects consumer-generated content uploaded to the system that is within the dates contracted for posting and display of the content as Classified Ads or on Bulletin Boards. Content within the active date range is transferred to the Active Classified Ads Database 71A or the Active Bulletin Board Database 71B.

The Content Conversion System receives consumer-generated content in industry-standard formats or created in viewable format (HTML) on the web-based input system and converts the content into formats compatible with the VOD Content Delivery System and for display on viewers' televisions. The Content Conversion System 43 has an Image Conversion Application 72 which converts consumer-uploaded image files (in industry-standard formats such as JPEG, GIF, TIFF, BMP, PDF, PPT, etc.) into VOD content format, a Video Conversion Application 73 which converts consumer-uploaded video files into VOD content format, and an Audio Conversion Application 74 which converts consumer-uploaded audio files into VOD content format. Content converted to VOD content format is stored in the Active Converted Classified Ads Database 75A or the Active Converted Bulletin Board Database 75B. The content is subject to a further Production Push Function 76A, 76B and stored in the Production Classified Ads Database 77A or the Production Bulletin Board Database 77B, if any presentation formatting, date stamping, template framing, or other system editing is required by the system.

Significant features of the Content Feed System include: (a) ability to select user content for submission to the Content Conversion System through the testing of appropriate parameters including the date and time information contained in the user content; (b) ability to appropriately package the elements of the user content to permit the efficient transfer of these content elements to the Content Conversion System through an Application Program Interface or other interface; (c) ability to create, maintain and execute a schedule for when the Content Feed System will execute on an automatic basis for the automatic transfer of consumer-generated content to the Content Conversion System; and, (d) ability to execute the functions of the Content Feed System on a manual basis in the presence or absence of a schedule. The Content Feed System may be able to package and distribute content to single or multiple Content Conversion Systems.

Significant features of the Content Conversion system include: (a) ability to receive content packages delivered by the Content Feed System through an Application Program Interface or other interface; (b) ability to process the elements of consumer-generated content into data, text, graphic, video and audio elements that are compatible with the interactive television system and maintain the content presentation created by the user on the web-based Content Management System; (c) ability to save reformatted content

13

in persistent memory or storage for subsequent distribution and use by the interactive television system; and, (d) ability to inform the interactive television system that consumer-generated content is available for distribution and use. The Content Conversion System may be added as a component system of the VOD Content Delivery System, or it may be implemented as a wholly separate system that connects to the VOD Content Delivery System through an Application Program Interface or other interface. When implemented as a system that is separate from the VOD Content Delivery System, it is possible to support multiple, different interactive television systems by either (a) incorporating multiple formatting requirements into a single instance of the Content Conversion System or (b) creating multiple Content Conversion Systems, each supporting the formatting requirements for a specific interactive television system. Either implementation allows for a single instance of consumer-generated content that is created and maintained using the web-based Content Management System to be distributed and displayed on multiple, different interactive television systems with different formatting requirements.

The VOD Content Delivery System 44, as described previously, provides for the distribution of screened, converted, properly formatted consumer-generated content to viewers' televisions, typically through the use of digital set-top boxes connected to a digital cable television system capable of supporting real-time two-way data transfer between the set-top box and the Cable Head End. Significant features of the VOD Content Delivery System include: (a) ability to receive properly formatted content from the Content Conversion System; (b) ability to distribute said content over a digital cable television system and display this content on television as an interactive television presentation; (c) ability to receive user commands generated by an infrared remote control device, keyboard or other device; (d) ability to respond to the user commands by displaying appropriate content or executing desired functionality; and, (e) ability to generate and collect data regarding the user sessions and the viewing data regarding consumer-generated content on the interactive television system and make this data accessible to the Tracking System. The VOD Content Delivery System can employ templated VOD content delivery, as described previously with respect to FIG. 1A, enabling use of the Drill Down Navigation method in which viewers can navigate visually through classified ad hierarchical categories to specific titles or content.

The VOD Content Delivery System for the Classified Ads application can also employ the Tracking System 15 for the collection and consolidation of viewing data generated by the interactive television system and the generation of reports against this viewing data. For example, the Tracking System can track the number of viewer requests for viewing that a classified ad received in a given period and calculate billing charges accordingly. The Tracking System can make this information available to users of the Content Management System as well as to system administrative personnel performing general analysis of interactive television services and associated content. Significant features of the Tracking System include: (a) ability to access and process the data generated by the Classified Ads application; (b) ability to form summaries of the viewing data against desired parameters; (c) ability to save data, summaries and reports in persistent memory or storage for subsequent modification or access; (d) ability to make data, summaries and reports accessible by users of the web-based Content Management System, restricting the data accessible by any specific user to data regarding the content created by that

14

user account on the Content Management System; and, (e) ability to make data, summaries and reports accessible by to system administration personnel.

As another aspect of the present invention, implementation of a VOD content delivery system can be made on any digital television system that supports real-time two-way data transfer and interactivity between the digital Set Top Box and application servers and VOD servers located at headends or other service points within the television system network. An alternative digital television system of increasing importance in the marketplace is Internet Protocol Television (IPTV). IPTV is a system for delivering video content, both broadcast and Video on Demand, to digital set top boxes and other devices. IPTV and digital cable both transmit digital video in packetized data streams within closed, proprietary broadband systems; however, IPTV uses Internet Protocol (IP) to structure, route and deliver the digital video packets within an IPTV system.

Referring to FIG. 3, an alternative implementation for a VOD content delivery system is illustrated for an IPTV system. The components of the VOD content delivery system listed in the figure are similar to those in FIG. 1A. However, FIG. 3 illustrates the terminology and network architecture of an IPTV system as used for the purposes of this invention. The VOD Application Server 10, Content I Template Database 11, Video Server 12 and Tracking System 15 are located in the IPTV Service Node; the IPTV Service Node is equivalent to the Cable Headend in FIG. 1A. Systems external to the IPTV Service Node such as the Application Data Center 30, Profiling System 16, Targeting System 17 and Video Content Distribution Network 14 connect to their associated VOD Content Delivery System components housed within the IPTV Service Node in manners similar to those used in a digital cable system implementation. IPTV systems can use multiple network technologies within their closed, proprietary broadband network. Core and Access Network 78 are high-bandwidth networks connecting IPTV Service Nodes in order to support the central transport of video streams. The Core and Access Network 78 feed the Customer Access Network 79, which supports the physical network connection into the customer premise and connects to the IPTV Digital Set Top Box 80. The combination of the Core and Access Network 78 and Customer Access Network 79 is the functional equivalent of the Digital Cable Television System 13 in FIG. 1A.

In operation, the VOD Content Delivery System implementation for IPTV is identical to the digital cable implementation. The VOD Application Server 10 operates a VOD application for the IPTV system, for example, "automobile infomercials on demand". The viewer sends a request for selected VOD content, such as to see an infomercial on a specific model type made by a specific auto manufacturer, by actuating a viewer request signal by a key press on the viewer's remote control unit transmitting an IR signal to the IPTV Digital Set Top Box 80 that is sent on as IP-encapsulated message through the IPTV System to the VOD Application Server 10 at the IPTV Service Node. In response to the signal, the VOD Application Server 10 determines the VOD content being requested and retrieves the infomercial ad display template from the Template Database 11 and video content segment from the Video Server 12, in order to generate the corresponding templated VOD content. In the invention, the templates are of different types ordered in a hierarchy, and display of content in a template of a higher order includes links the viewer can select to content of a lower order in the hierarchy. Upon selecting a link using the remote control, the VOD Appli-

15

cation Server 10 retrieves the template and video content of lower order and displays it to the viewer. Each successive templated display may have further links to successively lower levels of content in the hierarchy, such that the viewer can use the series of linked templated VOD displays as a “drill-down navigation” method to find specific end content of interest.

Similarly, all previously mentioned adaptations of the VOD Content Delivery System implementation for digital cable, such as Classified Ads and Bulletin Boards, are supported identically on IPTV implementations. Wide Ranging Content Uploadable Via Internet to Digital TV VOD Platform

In the foregoing description, the uploading, management, conversion, and display of content uploaded from the Internet for viewing on a VOD platform was described for an embodiment in which consumer-generated classified ads and other TV-displayable information of interest are uploaded via Internet for conversion and display as video programs on cable TV infrastructure. Even further, the principles of the invention are applicable to a wide range of other content uploadable on the Internet and to other types of digital television service providers such as DSL telephone lines, local area broadband networks, and wireless broadband networks. In the following description, another exemplary embodiment of the present invention is described with respect to uploading wide ranging content via Internet for viewing on the VOD platforms of any type of digital TV system.

Referring to FIG. 4, informational/media content from any Content Source can be uploaded via Internet to a Digital TV System for placement on its Video-on-Demand (VOD) Platform to be viewable as TV programs on Viewers’ TVs by selection from an Electronic Program Guide (EPG) transmitted via the viewer’s Set Top Box for display on the TV. Content is uploaded by an author or publisher to the Web-based Content Management System 40, which processes the content through a Content Feed System 42 and Content Conversion System 43 (from standard digital data formats to TV video format) to the VOD Content Delivery System 44 where it is stored in its associated Video Content Database 45 for retrieval upon viewer request. Uploaded TV programs are offered to viewers by listing them on the EPG, and upon viewer selection via the Set Top Box, are delivered via the Digital TV System infrastructure.

For VOD platforms, an EPG is typically presented to viewers as a program guide displayed on the TV for finding a title of interest associated with that particular VOD channel. The EPG display typically starts with a top level menu offering broad categories of content, e.g., Movies, Documentaries, TV Shows, News, Sports, Community Events, Self-Help, Infomercials, etc. The viewer can cursor through the categories and select a category by moving the cursor to a desired category title, such as “News”, and clicking the “Select” key on the remote control unit. The EPG then brings up the next display of subcategories available in the selected category. For the “News” category, it might display subcategories of “ABC”, “NBC”, “CBS”, “CNN”, “MSNBC”, “Anywhere Reports”, etc. Upon selecting “Anywhere Reports”, the EPG would then display the next level of subcategories down, e.g., “San Francisco”, “Los Angeles”, “Denver”, “Dallas”, “Chicago”, “Boston”, “New York”, “D.C.”, etc. This sequence continues until the viewer selects a program title or exits the EPG.

The EPGs for VOD “channels” thus use program guide displays on the TV which are in a structured hierarchy to allow the viewer to navigate to a program title of interest.

16

Upon selecting the title, a data return associated with that title is sent from the set-top box as a request to the VOD platform for the program associated with that title. The EPG database of the VOD platform maintains an index linking the program titles to the addresses in the VOD Content Database 45 where the respective programs are stored. Upon receiving a request of a program title from the set-top box, the VOD Content Delivery System 40 retrieves the corresponding video content from the Database and transmits it on its broadband network to the set-top box that sent the request. Advanced VOD platforms also have VCR or DVR-like functions that enable a viewer to Pause, Play, Rewind, Fast Forward, and Stop a program using the TV remote control unit.

As more and more video content is offered on VOD platforms of digital TV systems, it may be desirable to dynamically adjust the EPG displays of categories, subcategories, and titles for each viewer so as to minimize the number of remote control keypresses needed to navigate to a program title of interest. Such a system is disclosed in a concurrent continuation-in-part U.S. patent application by the same inventor, entitled “Dynamic Adjustment of Electronic Program Guide Displays Based on Viewer Preferences for Minimizing Navigation in VOD Program Selection”, which is incorporated herein by reference.

In the present invention, the EPG hierarchical display structure used in VOD platforms is used as a form of “hierarchical addressing” that uniquely allows viewer navigation to and identifies a program title of interest. This EPG hierarchical addressing scheme can be represented as a string of category term, subcategory term(s), and title that together (as a string delimited by standard character delimiters) uniquely identifying each program offered on the EPG channel. In FIG. 4, for example, the EPG address for a program title on the VOD channel might be represented with a TV (EPG) address as:

TV: /News/Anywhere Reporting/New York/Financial/“Live from NYSE by Jim Cramer”

The uploaded content may be of any digital media type and come from any web-based source. For the TV viewing environment, content accompanied by video images and voice and/or sound is preferred for presentation as entertainment or recreational viewing. Such content can be generated ubiquitously from any PC computer by an author or publisher using a video or webcam for images and a microphone for audio. The media streams may be edited and composed with a multimedia program, such as Microsoft Windows™ Media, Apple Quicktime™, Macromedia Flash™, and others. Similarly, the content may already be composed as a video program and posted on a website as a downloadable video program via a web link or other URL address. For example, websites like YouTube.com, Brightcove.com, and others have become very popular by offering thousands of self-published video programs by nonprofessional authors and publishers for viewing on the Internet. Such video content may also be uploaded from digital media devices such as iPod™ Video sold by Apple Computer Corp. on which it has already been downloaded from a website. It may also be uploaded from digital phone devices such as iPhone™ sold by Apple which has an on-board camera for video and microphone for sound.

The term “Internet” is intended to include any wide area digital network or network of networks connecting a universe of users via a common or industry-standard (TCP/IP) protocol. Users having a connection to the Internet commonly connect browsers on their computing terminal or device to web sites that provide informational content via

web servers. The Internet can also be connected to other networks using different data handling protocols through a gateway or system interface, such as wireless gateways using the industry-standard Wireless Application Protocol (WAP) to connect Internet websites to wireless data networks. Wireless data networks are being deployed world-wide and allow users anywhere to connect to the Internet via wireless data devices.

The Digital TV System in FIG. 4 can be of any type that supports video-on-demand programming to TV viewers on any suitable type of VOD platform (infrastructure). While it may be a Cable TV system as described previously, it may be any type of digital TV system providing TV services via a high-speed data connection to the viewer's TV. For example, it may be an Internet Protocol TV (IPTV) system of the type connected to home subscribers via phone DSL lines, cable or other high-speed, high-bitrate connections. As previously described with respect to FIG. 3, the IPTV system can support video-on-demand TV services to TV viewers on a scale that cannot be supported by Internet video websites. The Internet is not an infinitely scalable resource, and placing a burden such as high-bitrate, high definition, full-screen video streams in any significant volume can overwhelm the Internet in its present form. IPTV transmits video programs in digital format using the IP protocol, but instead of transmitting over common Internet connections, it transmits over high-speed, high-bitrate connections that are envisioned to be implemented ultimately as all-fiber optical "last mile" connection to the home.

In the present invention, content can be uploaded (manually or by automatic feed) via the Internet to the Web-based Content Management System 40 of a Digital TV System and automatically converted, navigated and selected/displayed on the VOD platform for viewing on home TV. Automatic navigation, selection and display is enabled by adopting the same EPG hierarchical addressing scheme used for the VOD program guide as the addressing metadata identifying content uploaded on the Internet. When an author or publisher connects to the Web-based Content Management System 40, the author or publisher selects the category term, subcategory term(s) and title by which it is desired to find the program title in the TV EPG display hierarchy. Thus, when the above-mentioned example of a video program is uploaded, the hierarchical address for that program would be selected as:

TV: /News/Anywhere Reporting/New York/Financial/"Live from NYSE by Jim Cramer".

This hierarchical addressing metadata is associated with or tagged to the content when uploaded to the Web-based Content Management System 40, and is carried over into the VOD/EPG navigation scheme displayed on the TV. By carrying over the hierarchical address metadata into EPG navigation, the invention allows the content to be automatically listed in the EPG under the common addressing scheme to enable viewers to find any program of interest. The hierarchical addressing string of terms resembles URL addressing commonly used on the Internet. Thus, Internet users can readily become familiar with finding TV programs on the VOD EPG guide due to its resemblance to finding web resources with a URL. Indeed, in the convergence of Internet and TV worlds, a TV EPG hierarchical address may be thought of as a URL for a TV program.

The uploaded content is converted, as previously described, into a standard TV digital format, and a "local instance" thereof is stored at an assigned VID address in the Video Content Database 45 of the VOD platform. The VID address is linked to the metadata title for the video content

listed in the EPG. The hierarchical address for the title is automatically carried over into the EPG navigation scheme, and can be found by a viewer cursoring (with the TV remote control) through the EPG following the same hierarchical addressing sequence. Upon the subscriber selecting, via a remote control unit in communication with the set-top box, the title of the video content from the hierarchically-arranged categories and subcategories in the EPG, a return request for the selected title is transmitted to the VOD platform for retrieving the video content at the linked VID address in the Video Content Database. The requested video program is then retrieved and transmitted by the VOD Content Delivery System 44 through the digital TV lines to the subscriber's set-top box for display on the subscriber's TV.

By the method of the present invention, the title and hierarchical address assigned by the publisher of the program is automatically carried over into the TV electronic program guide (EPG) following the same hierarchical addressing indicated by the publisher of the content. The publisher selects categories and subcategories for categorizing the title of the video content from the EPG categorization scheme presented by the digital television service provider for the listing of titles on one of its VOD channels. With this method, vast numbers of content publishers anywhere on the Internet can upload their programs with a minimum of conversion and handling steps by the digital television service provider. Home TV viewers can then easily use the EPG hierarchical navigation scheme to find something of interest for viewing.

Digital TV service providers can thus greatly expand the content viewable on the VOD platform from studio-generated programs and canned advertisements to an infinite universe of authors and publishers connected to upload viewable content to their system via the Internet. For example, local content can be created and published by people in a service area's local community—its independent filmmakers, its college students and professors, its civic leaders and others—to provide programming for TV. Providing a vehicle for "citizen content" or "citizen journalism" to be seen on TV is expected to tap into the boundless resourcefulness and creativity of the TV audience itself and enable nonprofessionals to become part of the TV content-creating process. Such citizen content creators and journalists can create content that would otherwise not rise to the level of interest for studios to create programs for them or be overlooked by larger media outlets.

While it may take time for the TV-viewing public to become comfortable with searching for and viewing programs from a plethora of new nonprofessional content, an intermediate stage of demand for nonprofessional content from wide new audiences are the so-called blogging or podcasting programs that have become popular on the Internet or by Internet downloading. Such programs are typically created by an author or publisher that has already achieved popular recognition through word-of-mouth or user rave reviews. The equivalent to the blogger or podcaster on the Internet is the "host" or "celebrity" on the TV. The Host provides a recognized face on TV and is relied upon by his/her audience to provide trusted commentary as a filter, reviewer, rater, and/or analyst of information of value. In the present invention, TV programs created by whole new cadres of non-studio or non-network Hosts and other "self-publishers" can be uploaded via Internet for viewing on TV.

Besides a single video segment, an uploaded program may instead be layered in successive hierarchies of segments that can provide viewers with a "drill-down" experience

19

similar to the “drill-down” video ad immersion experience described previously. For example, in FIG. 5, a hosted video blog show has a Host in a presentation segment (topmost in hierarchy) presenting a topic, such as “Live from NYSE, by Jim Cramer”. The Host can then direct viewers to click on an on-screen menu of choices to select more detailed topical segments, for example, Key “A” for “S&P 500”, Key “B” for “NASDAQ”, and Key “C” for “Commodities Markets”. Upon clicking on Key “B” for “NASDAQ”, the VOD system retrieves the video segment “/Live from NYSE by Jim Cramer !NASDAQ” and displays that video segment to the viewer. The topical segment may have other layers of subtopical segments, for example, Key “A” for “/Feature: Apple Computer”, Key “B” for “/Feature: Google”, and Key “C” for “/Feature: Microsoft”, and so on. As a preferred mode of implementation, the hierarchical video segments are presented and linked in templated VOD displays, as previously described with respect to FIG. 1C, with the menu of options displayed as buttons on the template frame. In the same manner, the Host can also serve to link the viewer to other Host programs or other VOD-listed programs by an on-screen menu of options selectable by keys on the remote control unit.

As an added feature, the above-described VOD EPG with titles categorized in the hierarchical addressing scheme of categories and subcategories can be configured to enable a viewer to store bookmarks for desired VOD-listed TV programs for viewing again or sharing with friends. FIG. 6 is a diagram illustrating the logic flow for using an EPG to enable a viewer to store TV bookmarks for desired VOD-listed TV programs. In Step 601, the viewer selects (highlights) a video content title in the EPG to be bookmarked and enters the key for the on-screen option “Store Bookmarks”. In Step 602, a prompt requests the viewer to enter a previously registered Personal Identification Number (PIN) identifying that user, and upon the user entering the PIN number and pressing the “Select” or “Enter” key, the VOD system checks to validate the user’s PIN with the registered users for that set top box address.

Upon validating the user, in Step 603, a menu of options is displayed, from which the viewer can select “Bookmark it now”. Other options include B: “Send TV Friend”, C: “Related Programs”, and D: “Bibliographic Information”. Option B: “Send TV Friend” is discussed further below. Option C: “Related Programs” is an option where the VOD system can suggest titles related to the one highlighted by the viewer for browsing for further interest. Option D: “Bibliographic Information” allows the viewer to read background information on the highlighted title. Upon bookmarking, in Step 604, the VOD system confirms the bookmark by displaying the latest bookmarked title at the top of the list of bookmarked titles entered by the user. Other options are presented for the viewer to manage the list of bookmarks, such as A: “Play”, B: “Delete”, C: “Clear All”, D: “Send to Net” (described further below).

In order to provide functionality to share video programs with a friend, the VOD system can also enable a viewer to share bookmarks with a friend who is also a TV subscriber in the same service area of the digital TV service provider. FIG. 7 is a diagram illustrating an example of sharing TV bookmarks with other subscribers via an on-screen Contact List maintained for the Viewer. In Step 603 of FIG. 6, the viewer can select option “B” to “Send TV Friend”, and the VOD system in Step 701 displays options for selecting the viewer’s TV friends to receive bookmarks, including A: Select from directory, B: Select from Contact List returns, and C: Select Group.

20

If option “A” in Step 701 is selected, the VOD system displays in Step 702 a directory of subscriber names in that service area which can be scrolled through using an on-screen keyboard to input the beginning letters of last names. Upon the viewer entering the beginning letters of a last name, the directory jumps to the section listing those names and shows the first names or User ID names for any previously registered “User A”, “User B”, etc., for the bookmarking service. The viewer can then select the other TV subscriber the bookmark is to be sent to, and then click option A: “Send” or B: “Add to List & Send”. In option “B”, the highlighted name is automatically added to the viewer’s Contact List (see following). If option “B” in Step 701 was selected, the VOD system displays in Step 703 an alphabetical Contact List of subscriber names/users previously entered (or automatically added by sending) by the viewer. The viewer can highlight the friend’s name/user, and click A: “Send”. Other options include B: “Delete” and C: “Add to Groups”. If option “C” in Step 701 was selected, the VOD system displays in Step 704 a listing of Groups (by number) having individual names/users previously entered by the viewer.

As a further TV-controlled functionality to share video programs with a friend, the VOD system can also enable a viewer to share bookmarks with other friends and contacts on the Internet. This requires traversing the boundary between the digital TV service and the Internet. FIG. 8 is a diagram illustrating an example of sharing TV bookmarks with others online by transmission of bookmark data to the viewer’s email address. If the viewer selected option “D” in Step 701 of FIG. 7, the VOD system displays a list of previously entered email addresses entered for the subscriber household, and also an input box for a new or changed email address. Upon highlighting or entering the intended email recipient and clicking “Send” in Step 801, the request from the viewer’s set top box is returned to the Digital TV System and routed to the Web-based Content Management System 40 or other web-based server with Internet connectivity for sending the TV bookmark(s) to the indicated email address which is received and accessed on the recipient’s PC or other email-enabled device.

Going from Internet to the TV, in Step 802, a PC user can share TV bookmarks received by email on the PC with other contacts and friends whose email addresses are maintained in an address book or contact list on that person’s email client. The PC user can also send TV bookmarks found in searching a website for program listings offered by the Digital TV System to their own Viewer Bookmarks file(s) or to those of other TV subscribers. The PC user simply logs on via Internet to the Web-based Content Management Server 40 for the Digital TV System and selects an option to send the TV bookmark(s) to the Viewer’s Bookmark file(s) 604 for that person’s subscriber name/user, or to the name/user of any other TV subscriber.

The capability for Internet uploading and automatic listing in any VOD EPG opens VOD programming in digital TV systems to greatly expanded audiences of non-studio, non-professional video authors and publishers. The new publishers also become new viewers, reviewers, commentators, and celebrities to accelerate the “network effect” of expanded viewing on TV. The digital TV service provider can charge smaller but greatly multiplied VOD program placement fees to the new audiences of non-studio, non-professional video authors and publishers. Programs that rise above the crowd due to popularity may attract advertising and sponsorships placements that provide additional revenues for the digital TV service provider and the pub-

lisher. With future expansion of VOD “channel” capacity, the system can be opened to broad masses of “citizen” publishers. Popular “blogs”, “themes”, “social networks”, or “knowledge networks” created on VOD channels may attract advertising and sponsorships to the digital TV service provider. The placement fees charged for the broad masses of other programs may be reduced or enhanced by “carve backs” funded by automatic digital ad insertions or “pre-rolls” inserted before the program and paid to the publisher. The digital TV service provider can provide value-added services to publishers justifying program placement fees or revenue-sharing of paid advertising by maintaining “dynamic accounts” for publishers tracking number of views, popularity, length of placement, paid advertising spots, carve back payments, etc. Expanded VOD viewing also can generate additional revenue streams for the digital TV service provider from viewers through gigabyte download fees or by “Premium (VOD) Services” (upper viewer tier) fees.

The extension of TV VOD programming to citizen publishing, and the convergence of Internet searching with sharing of TV program bookmarks, can also stimulate diverse new content publishing sources and supporting hardware and equipment in the converged Internet-TV universe. For example, TV EPGs can be exported to via Internet to Internet-connected digital devices, including digital phones, media players, game consoles, Video iPods™, PDAs, etc., and conversely, TV bookmarks selected from EPGs on the Internet can be imported back into the viewer’s “MyEPG” or “MyVideoLibrary” for their TV through the Web-based Content Management System. This would enable people to freely select, save, bookmark, and share TV programs with friends and contacts between their TV viewing environment and their daily mobile or away-from home environments. Internet-connected DVRs, such as those sold by TiVo, or virtual DVRs offered by the digital TV service provider can also connect Internet searching and bookmark sharing to the viewer’s “MyEPG” or “MyVideoLibrary” for VOD program viewing.

In the above description, a VOD “channel” is a term commonly used for the mechanism by which users access and view VOD content. “Channel” historically refers to linear broadcast channels, and VOD by definition is a non-linear, on-demand experience. When a user accesses a VOD “channel” on a digital television system, they are accessing a digital “virtual channel”, where the tuning of the channel number triggers the digital set top box to load and execute an interactive application that is presented on the television. This application will present the categories, sub-categories and titles of VOD content that is available for viewing. The user navigates through the application using the remote control, traversing the hierarchy used to organize the VOD content. When the user selects a VOD title for playback, the digital VOD content is transmitted from a VOD server to the set top box using a dedicated data stream. The actual mechanisms for transmission vary for different digital television system technologies, but in all cases the stream is unicast to the specific set top box. The set top box receives and decodes the data stream and presents the VOD content on the television. A digital television system can support many VOD “channels”, where each “channel” is an interactive application that offers VOD content that has been grouped together by topic, sponsor, content producer or other attributes. As available bandwidth increases in digital television systems, there will be an increase in quantity of the VOD “channels” available to the user, as content producers migrate from the linear broadcast format to the

non-linear on-demand format. Correspondingly, as the processing power of set top boxes increases, combined with greater network bandwidth, the sophistication of the interactive applications supporting VOD “channels” will increase, offering enhanced ways for interacting with the content and the producer, as well as offer related content and materials, transactions and other methods for engaging the user more completely with the content.

It is understood that many modifications and variations may be devised given the above description of the principles of the invention. It is intended that all such modifications and variations be considered as within the spirit and scope of this invention, as defined in the following claims.

What is claimed is:

1. A method for receiving, via the Internet, video content to be viewed on an Internet-connected digital device associated with a subscriber of a video-on-demand system using a hierarchically arranged interactive electronic program guide, comprising:

- (a) transmitting, from the Internet-connected digital device to a television service platform, a request by the subscriber to log in to the video-on-demand system;
- (b) generating, by the Internet-connected digital device in response to a first request by the subscriber after logging in to the video-on-demand system, the interactive electronic program guide to be presented to the subscriber as a templated video-on-demand display on a display for the Internet-connected digital device to access video-on-demand programs previously stored on a video server associated with a television service provider in a digital video format as part of the video-on-demand system, wherein the Internet-connected digital device has access to a plurality of different display templates for use with the interactive electronic program guide, and wherein the interactive electronic program guide enables the subscriber using the Internet-connected digital device to navigate in a drill-down manner through titles by category information in order to locate a first of the titles whose associated video content is desired for viewing on the Internet-connected digital device using the same category information in metadata associated with the video content, wherein the navigating through the titles in a drill-down manner comprises navigating from a first level of a hierarchical structure of the interactive electronic program guide to a second level of the hierarchical structure of the interactive electronic program guide to locate a first title;
- (c) tracking, at the Internet-connected digital device, navigation data related to a navigation path taken by the subscriber in navigating through the interactive electronic program guide in the drill-down manner to select the video-on-demand programs for viewing, including the first title and the category information associated with the first title;
- (d) providing, by the Internet-connected digital device to a profiling system, the tracked navigation data for the subscriber for preparing subscriber profile data, wherein the subscriber profile data is to be provided to a targeting system to generate feedback data as to subscriber preferences based at least on the subscriber profile data; and
- (e) generating, by the Internet-connected digital device in response to a second request by the subscriber, an updated interactive electronic program guide to be displayed to the subscriber on the templated video-on-demand display on the display of the Internet-

23

connected digital device, wherein the updated interactive electronic program guide is prepared based on the feedback data from the targeting system, and wherein the generation of the updated interactive electronic program guide comprises obtaining, via an application program interface of the television service provider, the titles and the category information associated with the titles for the video-on-demand programs to populate the updated interactive electronic program guide;

wherein the templated video-on-demand display has been generated in a plurality of layers, comprising:

- (a) a first layer comprising a background screen to provide at least one of a basic color, logo, or graphical theme to display;
- (b) a second layer comprising a particular display template from the plurality of different display templates layered on the background screen, wherein the particular display template comprises one or more reserved areas that are reserved for displaying content provided by a different layer of the plurality of layers; and
- (c) a third layer comprising reserved area content generated using the received video content, the associated metadata, and an associated plurality of images to be displayed in the one or more reserved areas in the particular display template as at least one of text, an image, a navigation link, and a button;

wherein a first template of the plurality of different display templates is used as the particular display template for the templated video-on-demand display for displaying the first level of the hierarchical structure of the interactive electronic program guide and wherein a second template of the plurality of different display templates is used as the particular display template for the templated video-on-demand display for displaying the second level of the hierarchical structure of the interactive electronic program guide.

2. The method of claim 1, wherein the feedback data is further based on an aggregation of additional profile data for a plurality of subscribers, including the subscriber that is logged in.

3. The method of claim 1, wherein at least one image is displayed with the associated first title in the templated video-on-demand display.

4. The method of claim 3, wherein the at least one image includes at least one of graphic, video and audio elements.

24

5. The method of claim 1, wherein at least the first template of the plurality of different display templates is associated with at least a content provider.

6. The method of claim 1, wherein the associated meta-data includes descriptive data about the video content.

7. The method of claim 1, wherein the category information comprises one or more category terms associated with first video content correspond to one or more topics that pertain to video content from more than one content provider.

8. The method of claim 1, wherein the category information comprises one or more category terms associated with first video content correspond to one or more content providers and wherein the hierarchically arranged interactive electronic program guide is organized by content provider.

9. The method of claim 1, wherein the Internet-connected digital device is a set top box.

10. The method of claim 1, wherein the Internet-connected digital device uses Internet Protocol.

11. The method of claim 1, wherein the Internet-connected digital device is configured to be used with an Internet Protocol TV (IPTV) system.

12. The method of claim 1, wherein the Internet-connected digital device is a digital phone.

13. The method of claim 1, wherein the Internet-connected digital device is a personal digital assistant (PDA).

14. The method of claim 1, wherein the Internet-connected digital device is a media player.

15. The method of claim 1, wherein the Internet-connected digital device is a game console.

16. The method of claim 1, further comprising receiving, by the Internet-connected digital device, a selection from the subscriber to bookmark a selected title and to store an interactive electronic program guide location address for the video-on-demand program associated with the selected title as an electronic bookmark for later viewing.

17. The method of claim 16, further comprising sending, by the Internet-connected digital device, the electronic bookmark from the Internet-connected digital device to a second Internet-connected digital device.

18. The method of claim 16, further comprising transmitting, by the Internet-connected digital device, an email including the electronic bookmark to an email address of a user on the Internet.

* * * * *