



US006594765B2

(12) **United States Patent**  
**Sherman et al.**

(10) **Patent No.:** **US 6,594,765 B2**  
(45) **Date of Patent:** **Jul. 15, 2003**

(54) **METHOD AND SYSTEM FOR EMBEDDED, AUTOMATED, COMPONENT-LEVEL CONTROL OF COMPUTER SYSTEMS AND OTHER COMPLEX SYSTEMS**

(58) **Field of Search** ..... 713/150, 153,  
713/161, 168, 200, 201, 202

(75) **Inventors:** **Edward G. Sherman**, London (GB);  
**Mark P. Sherman**, Seattle, WA (US);  
**George M. Reed**, Saratoga, CA (US);  
**Larry Saunders**, San Diego, CA (US);  
**Wayne Goldman**, Sausalito, CA (US);  
**Simon Whittie**, Gladesville (AU);  
**Richard N. Hunter, Jr.**, Littleton, CO (US)

(56) **References Cited**

**U.S. PATENT DOCUMENTS**

5,276,728 A \* 1/1994 Pagliaroli et al. .... 180/287  
5,912,615 A \* 6/1999 Kretzmar et al. .... 180/287  
6,144,848 A \* 11/2000 Walsh et al. .... 235/379  
6,170,014 B1 \* 1/2001 Darago et al. .... 709/217

\* cited by examiner

(73) **Assignee:** **Softvault Systems, Inc.**, Seattle, WA (US)

*Primary Examiner*—Thomas R. Peeso

(74) *Attorney, Agent, or Firm*—Olympic Patent Works, PLLC

(\*) **Notice:** Subject to any disclaimer, the term of this patent is extended or adjusted under 35 U.S.C. 154(b) by 0 days.

(57) **ABSTRACT**

A method and system for protecting and controlling personal computers ("PCs"), components installed in or attached to PCs, and other electronic, mechanical, and electromechanical devices and systems. An exemplary embodiment of the system includes a server running on a remote computer and hardware-implemented agents embedded within the circuitry that controls the various devices within a PC. The agents intercept all communications to and from the devices into which they are embedded, passing the communications when authorized to do so, and blocking communications when not authorized, effectively disabling the devices. Embedded agents are continuously authorized from the remote server computer by handshake operations implemented as communications messages.

(21) **Appl. No.:** **09/847,536**

(22) **Filed:** **May 1, 2001**

(65) **Prior Publication Data**

US 2002/0073334 A1 Jun. 13, 2002

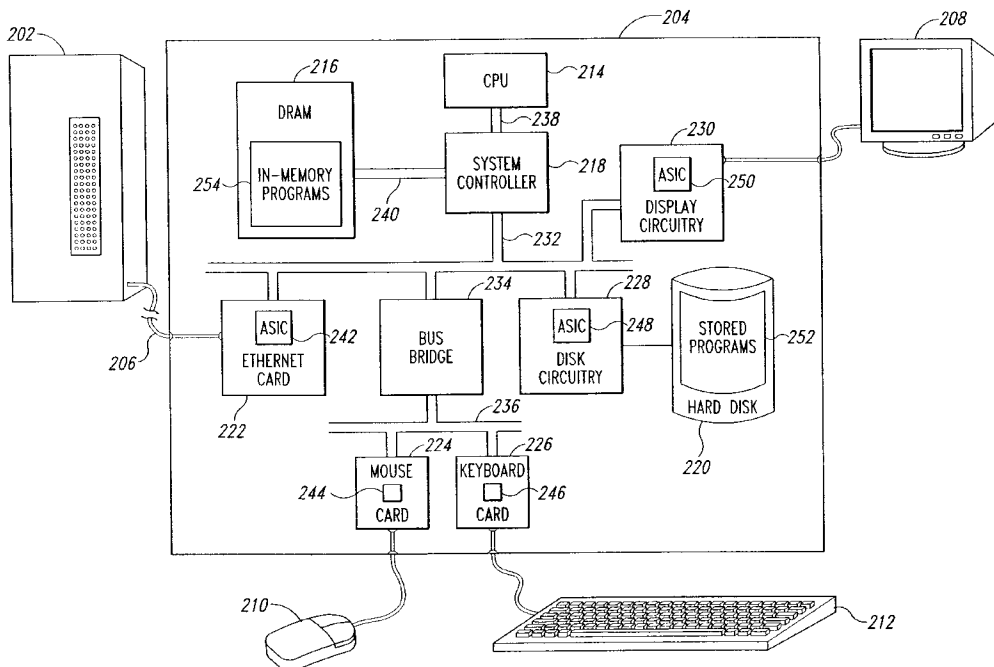
**Related U.S. Application Data**

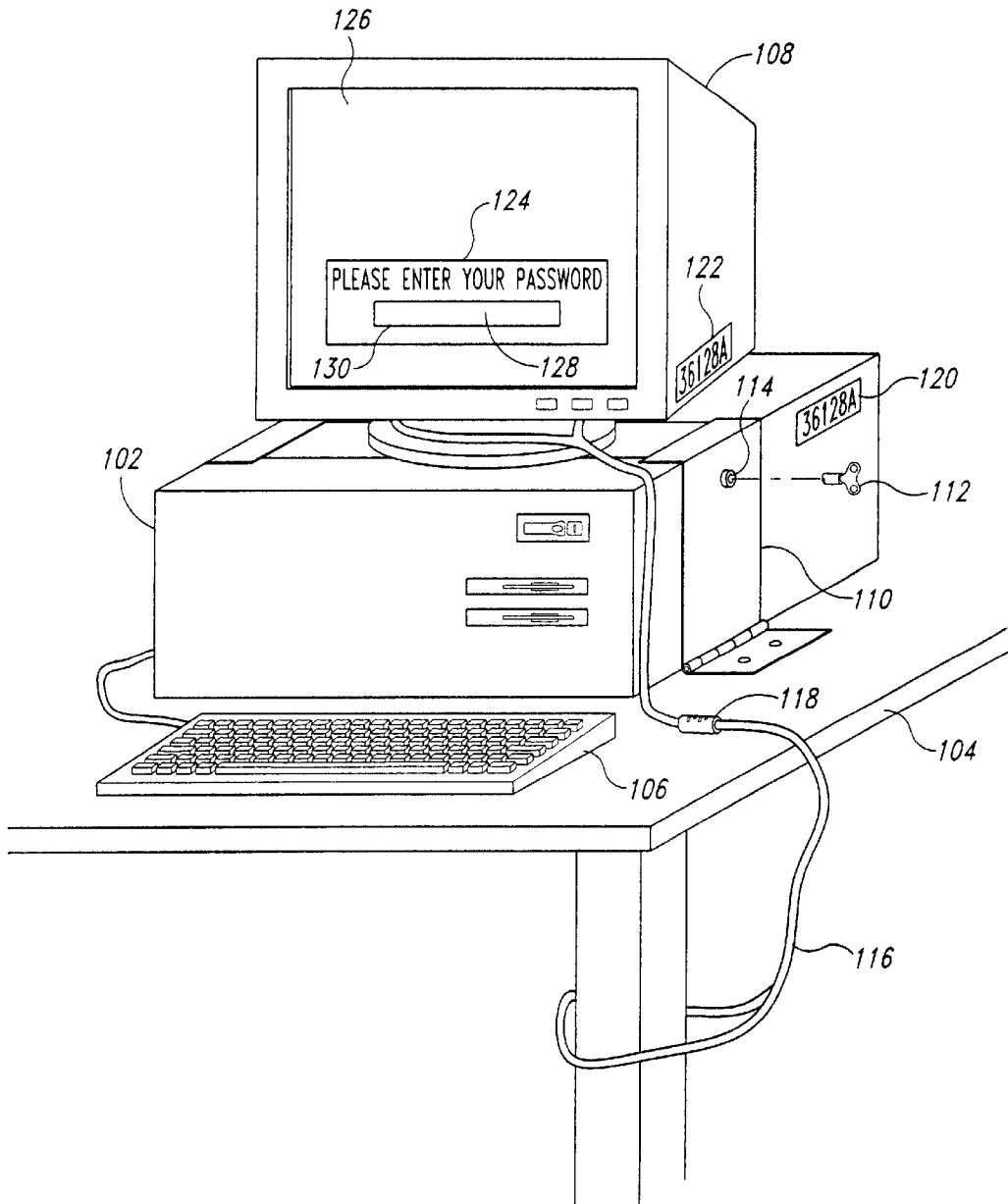
(63) Continuation-in-part of application No. 09/163,094, filed on Sep. 29, 1998, now Pat. No. 6,249,868.

(51) **Int. Cl.<sup>7</sup>** ..... **G06F 1/24**

(52) **U.S. Cl.** ..... **713/202; 713/150; 713/153; 713/168; 713/200; 713/201**

**29 Claims, 21 Drawing Sheets**



*Fig. 1*

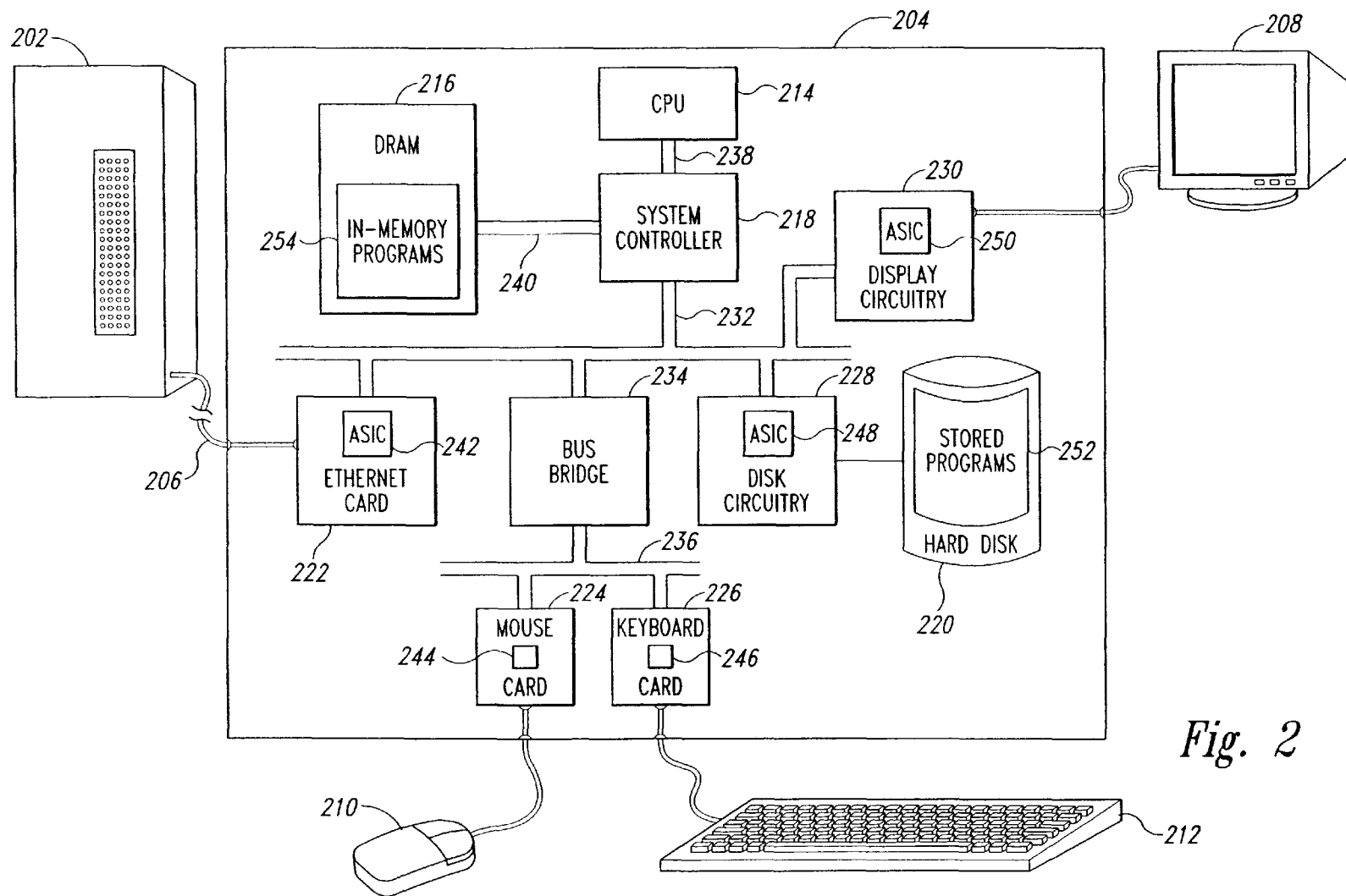
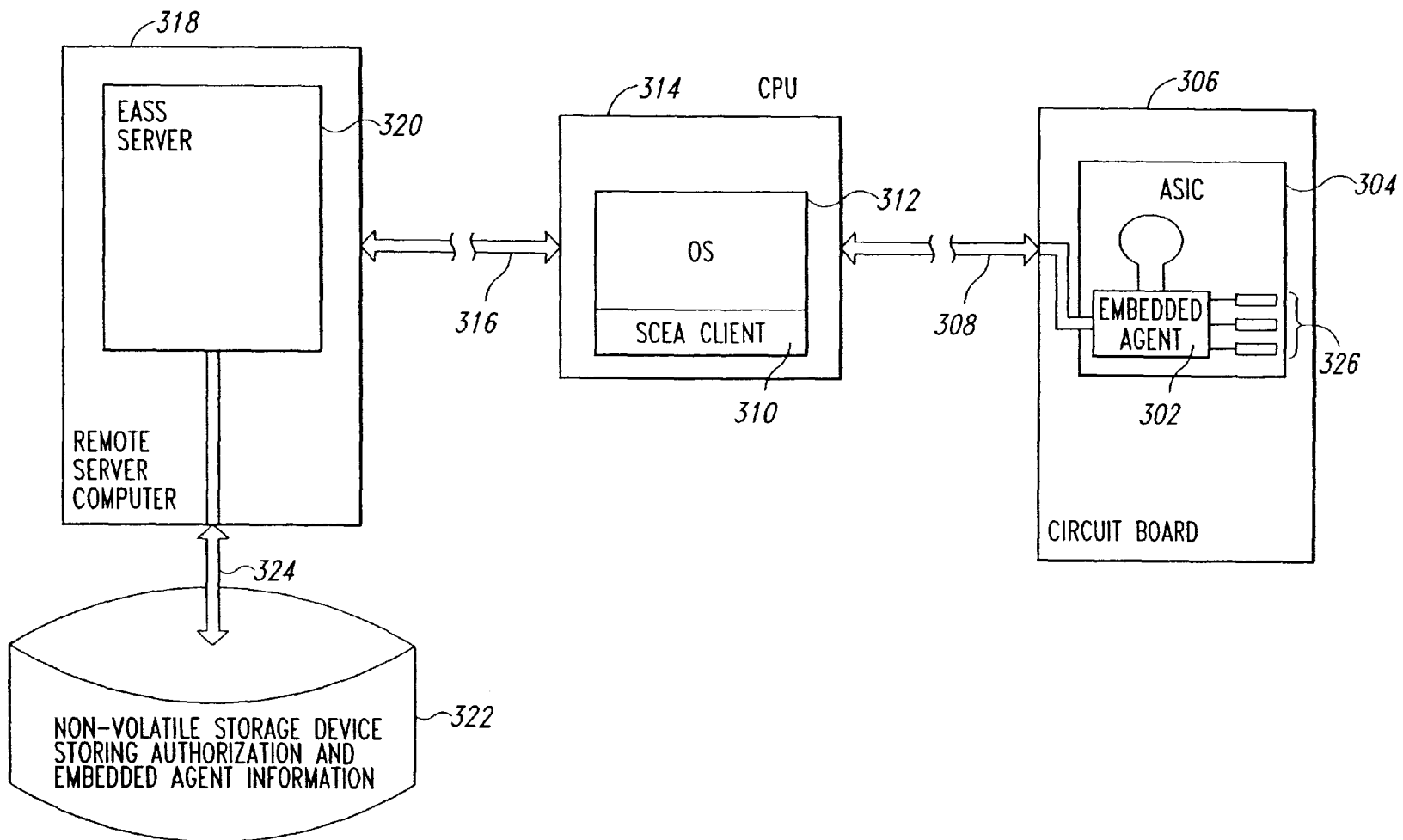


Fig. 2

*Fig. 3*

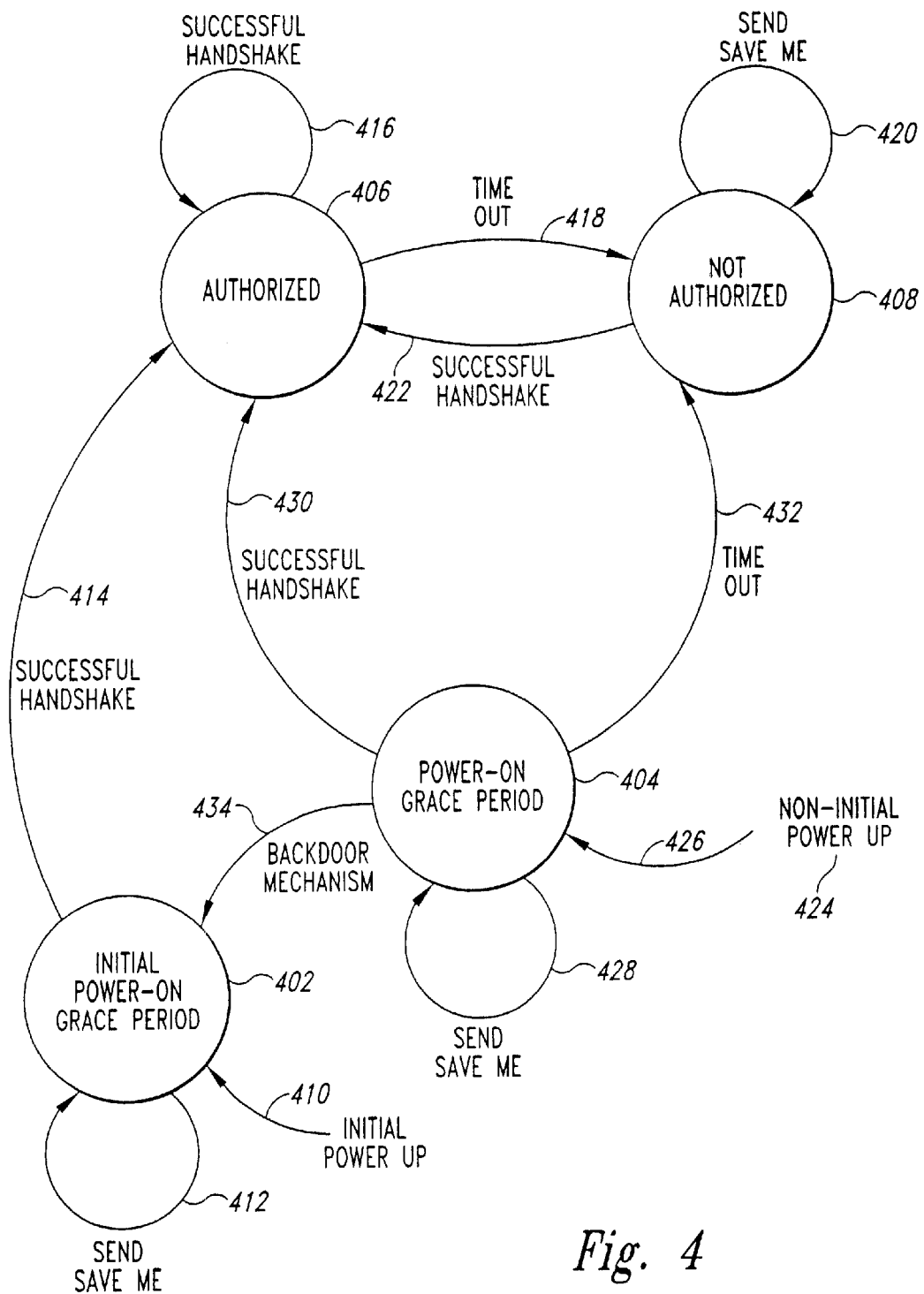


Fig. 4

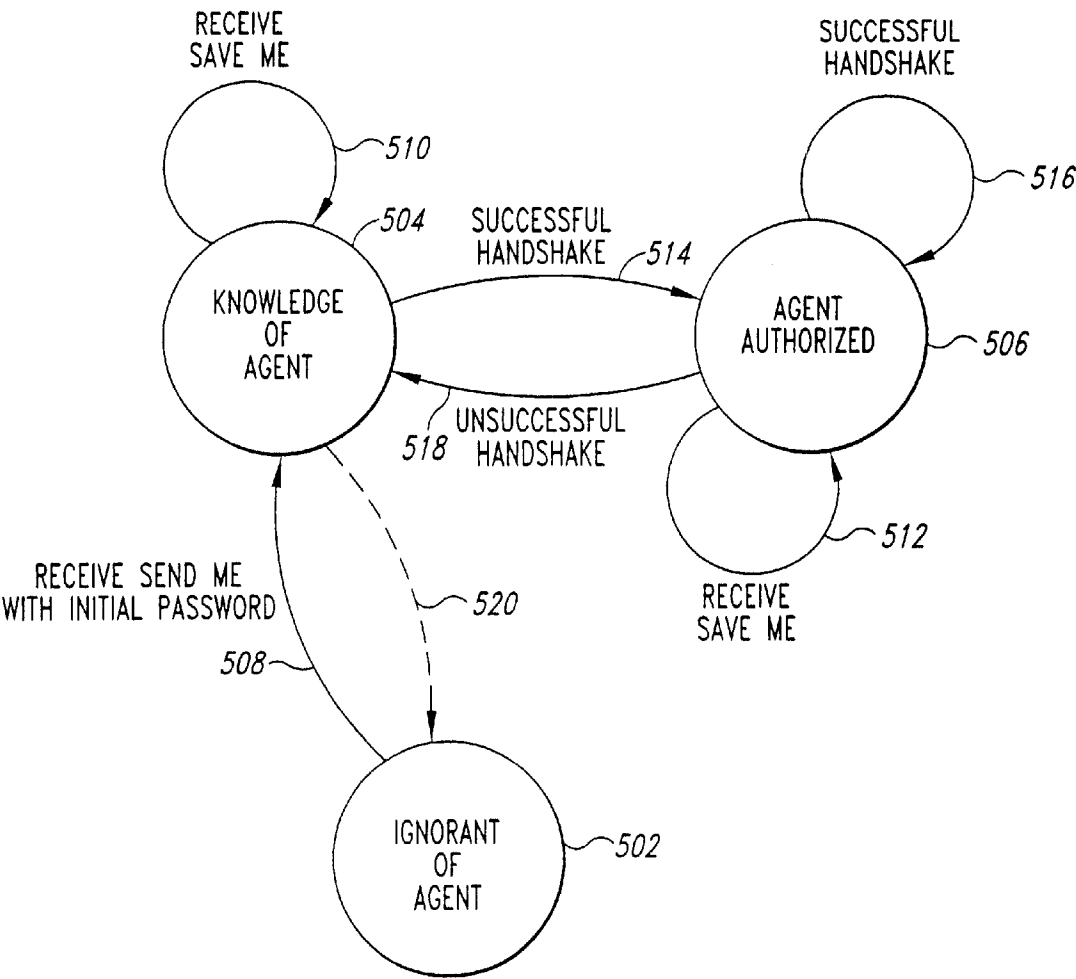


Fig. 5

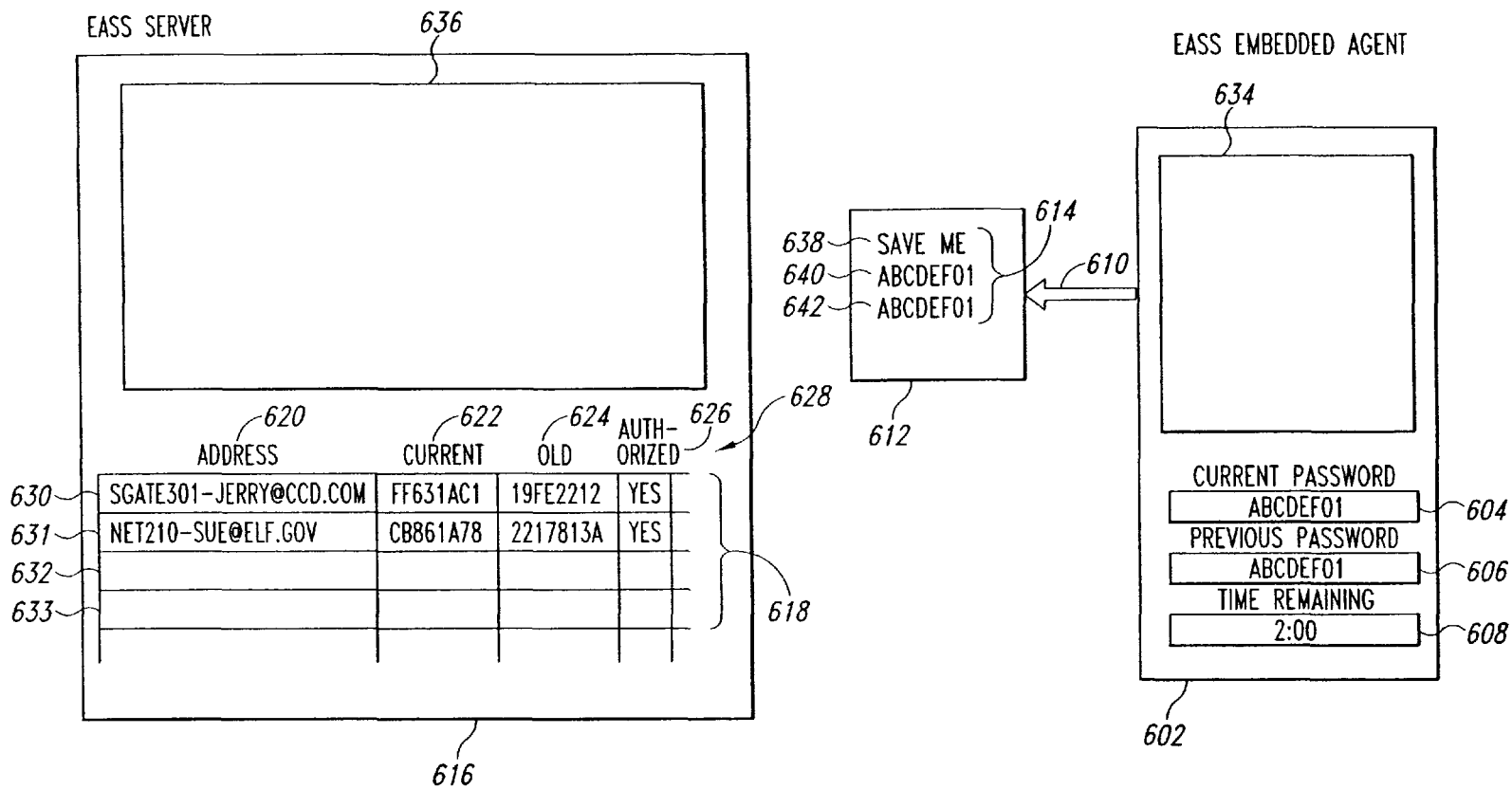
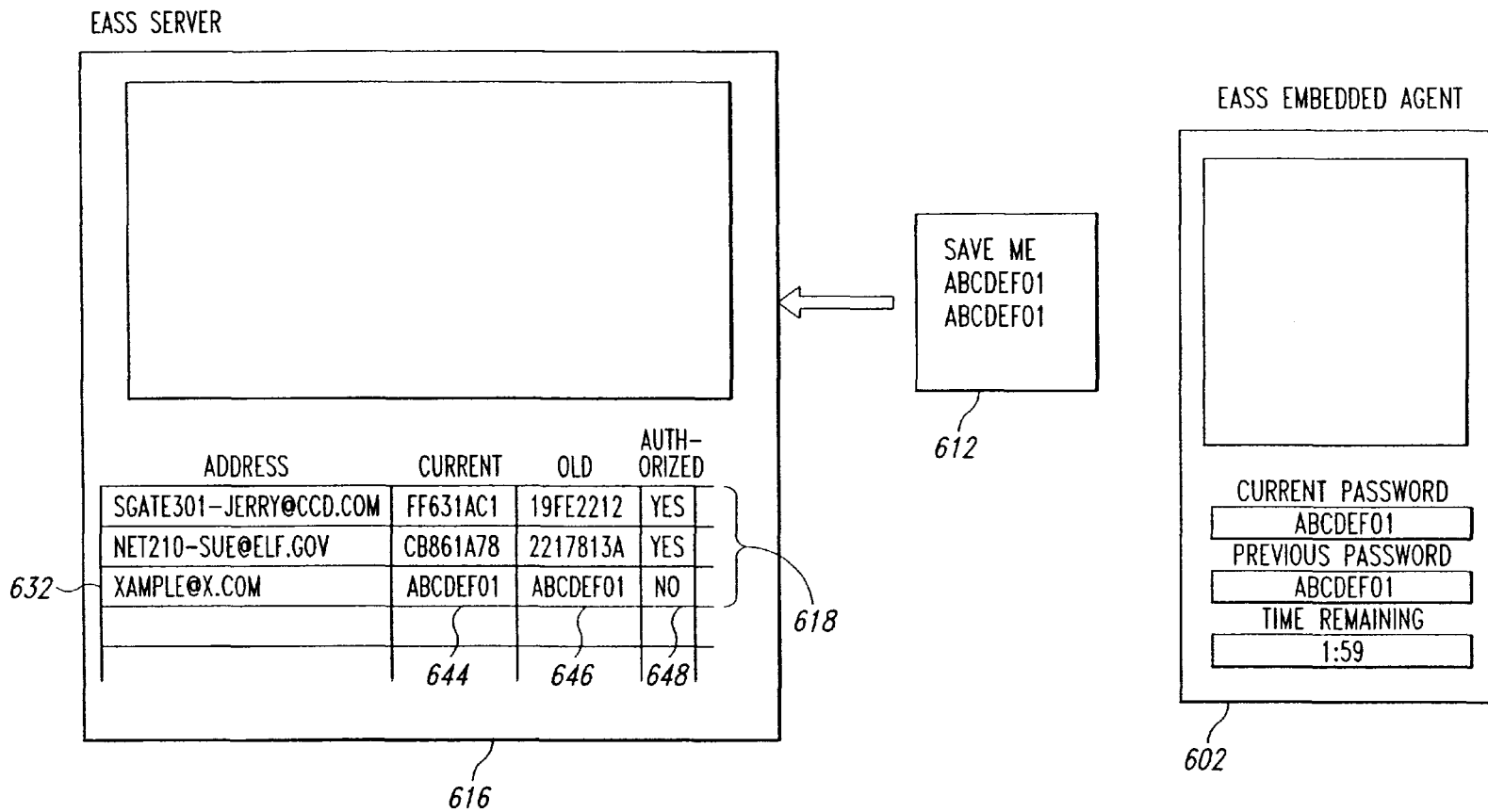


Fig. 6A

*Fig. 6B*



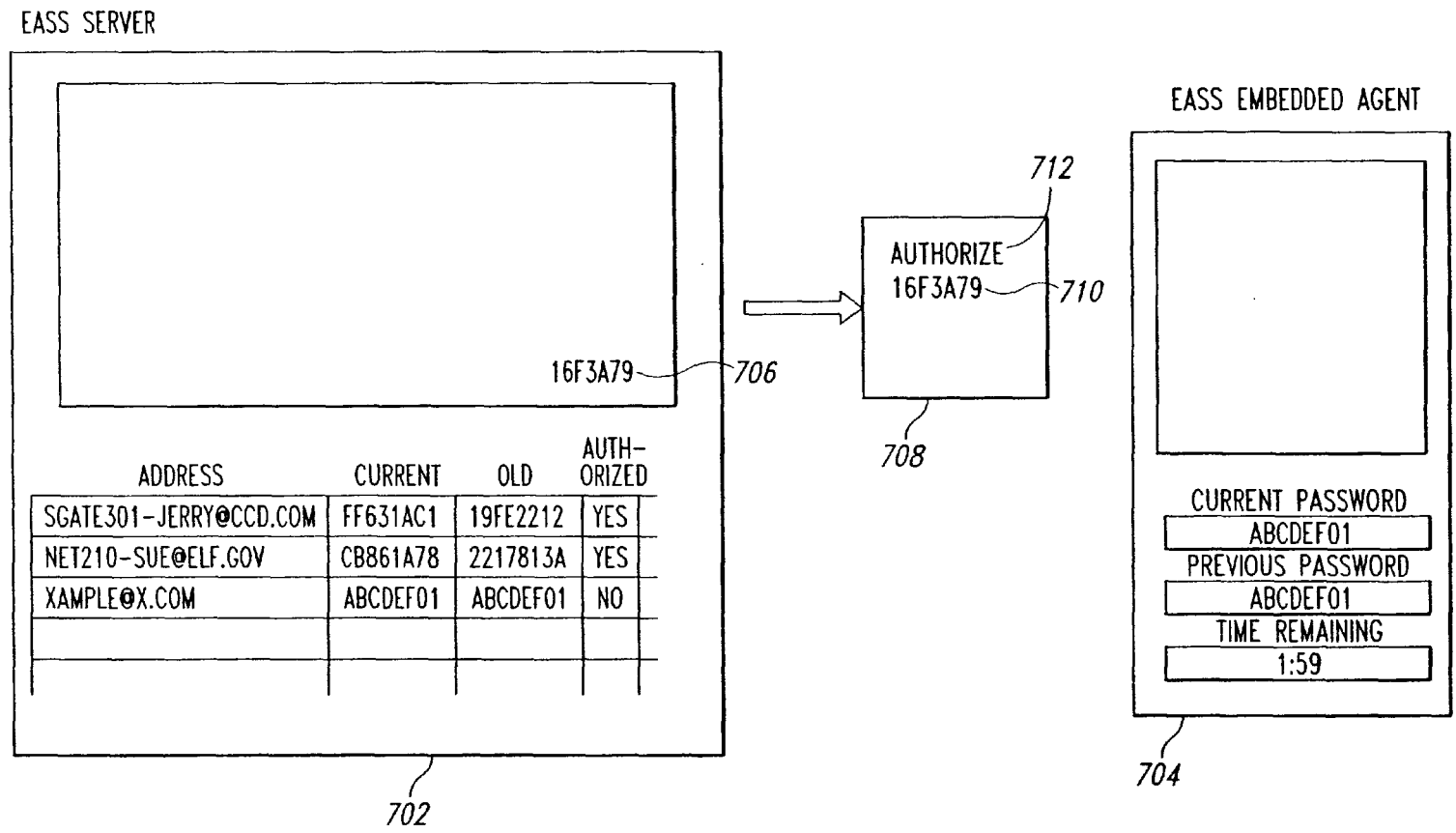

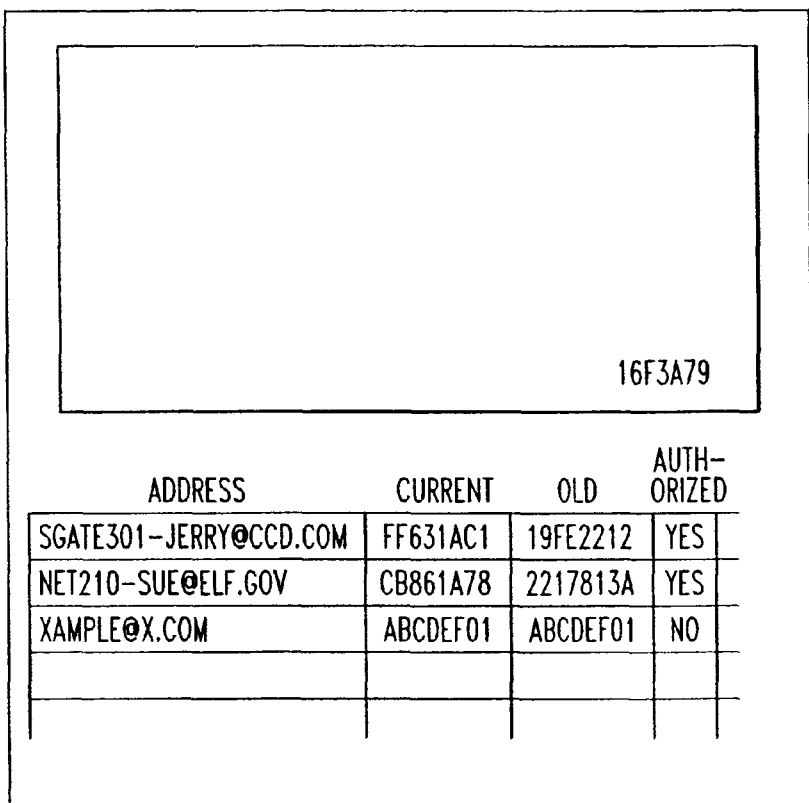



Fig. 7A

EASS SERVER




708

710



EASS EMBEDDED AGENT



714

*Fig. 7B*

EASS SERVER

16F3A79

ADDRESS	CURRENT	OLD	AUTH-ORIZED
SGATE301-JERRY@CCD.COM	FF631AC1	19FE2212	YES
NET210-SUE@ELF.GOV	CB861A78	2217813A	YES
XAMPLE@X.COM	ABCDEF01	ABCDEF01	NO

702

CONFIRM  
AUTHORIZATION  
16F3A79  
ABCDEF01

716

718

EASS EMBEDDED AGENT

16F3A79

CURRENT PASSWORD  
ABCDEF01

PREVIOUS PASSWORD  
ABCDEF01

TIME REMAINING  
1:59

720

704

Fig. 7C

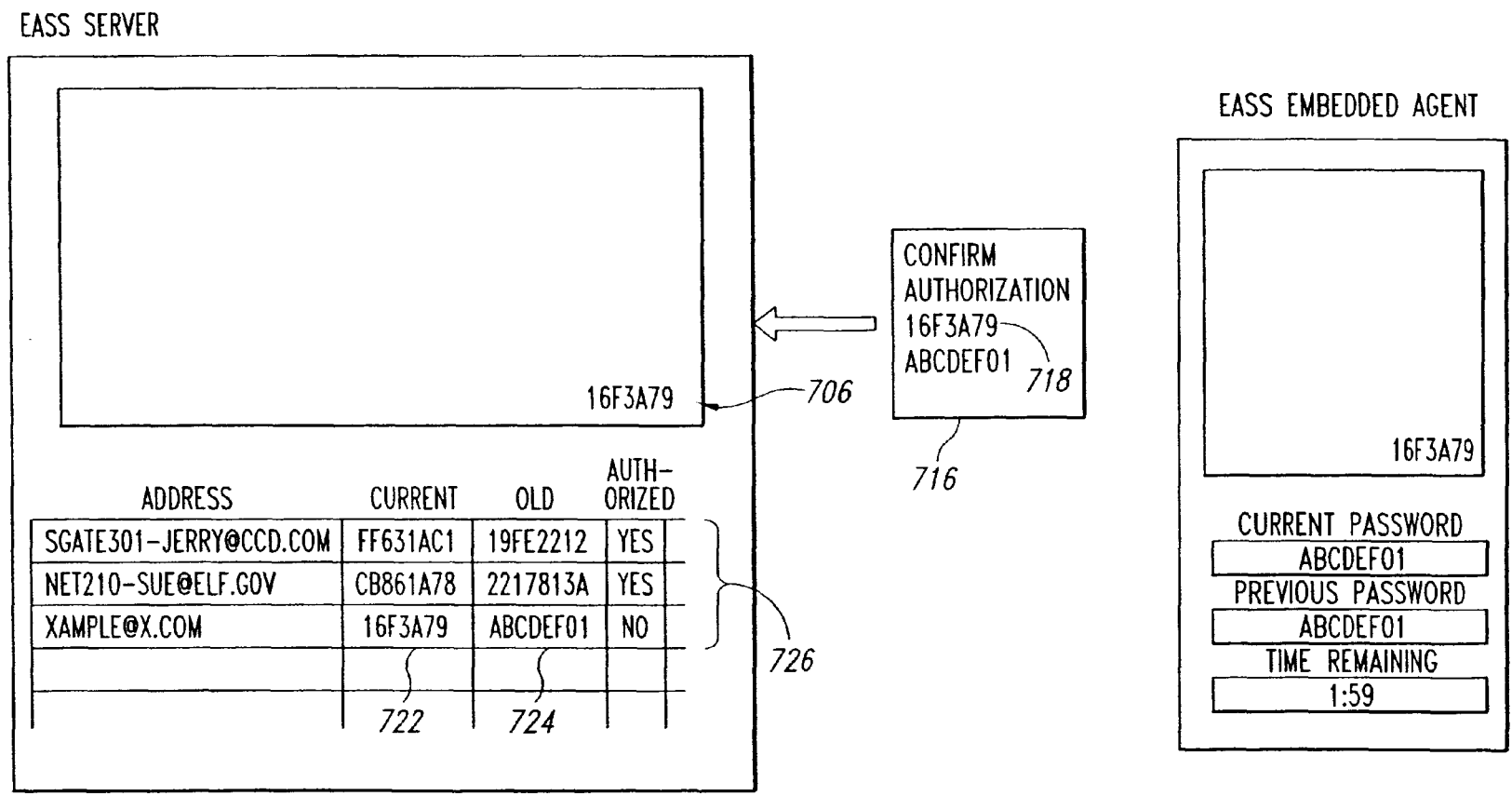


Fig. 7D



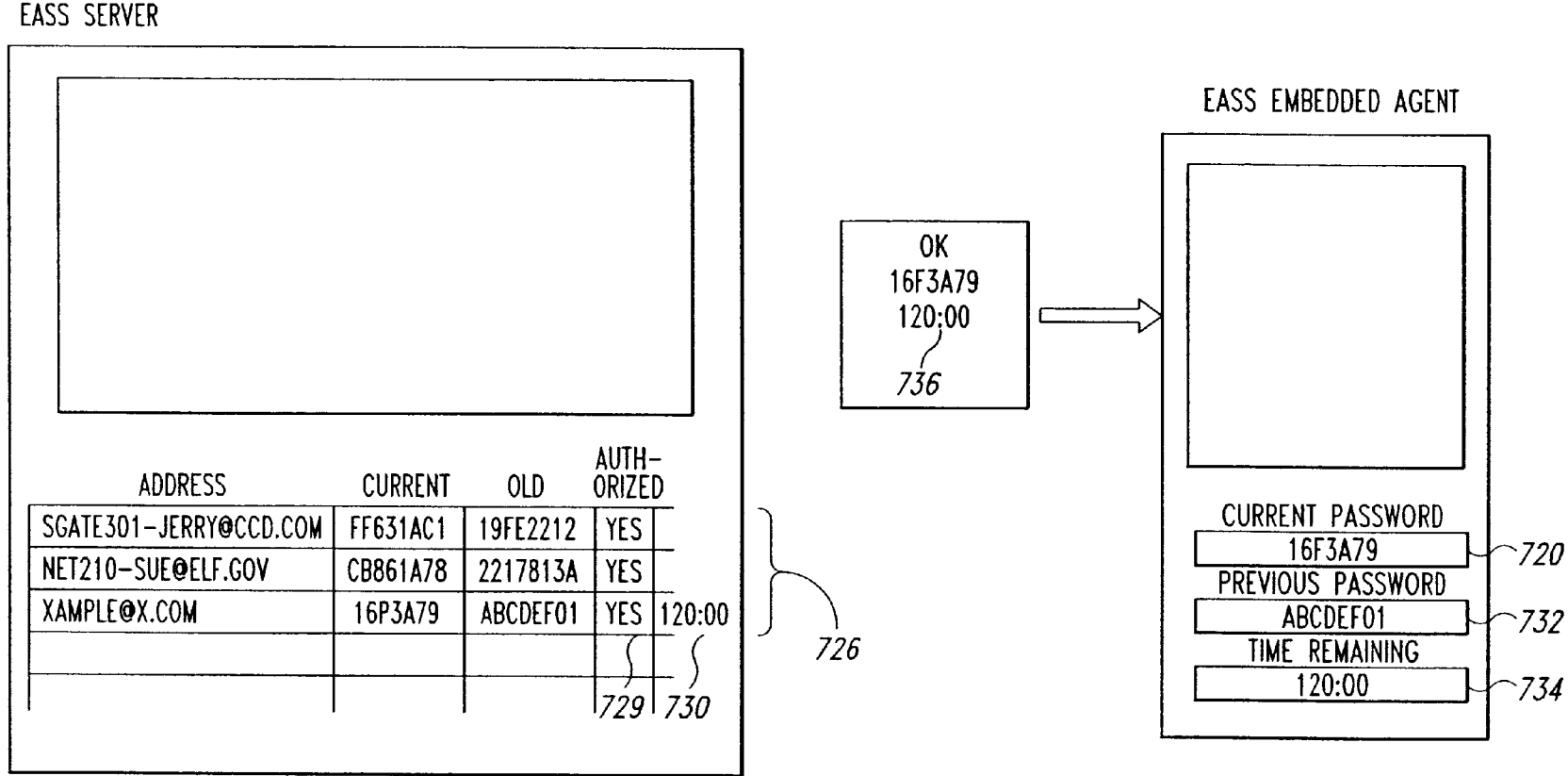


Fig. 7F

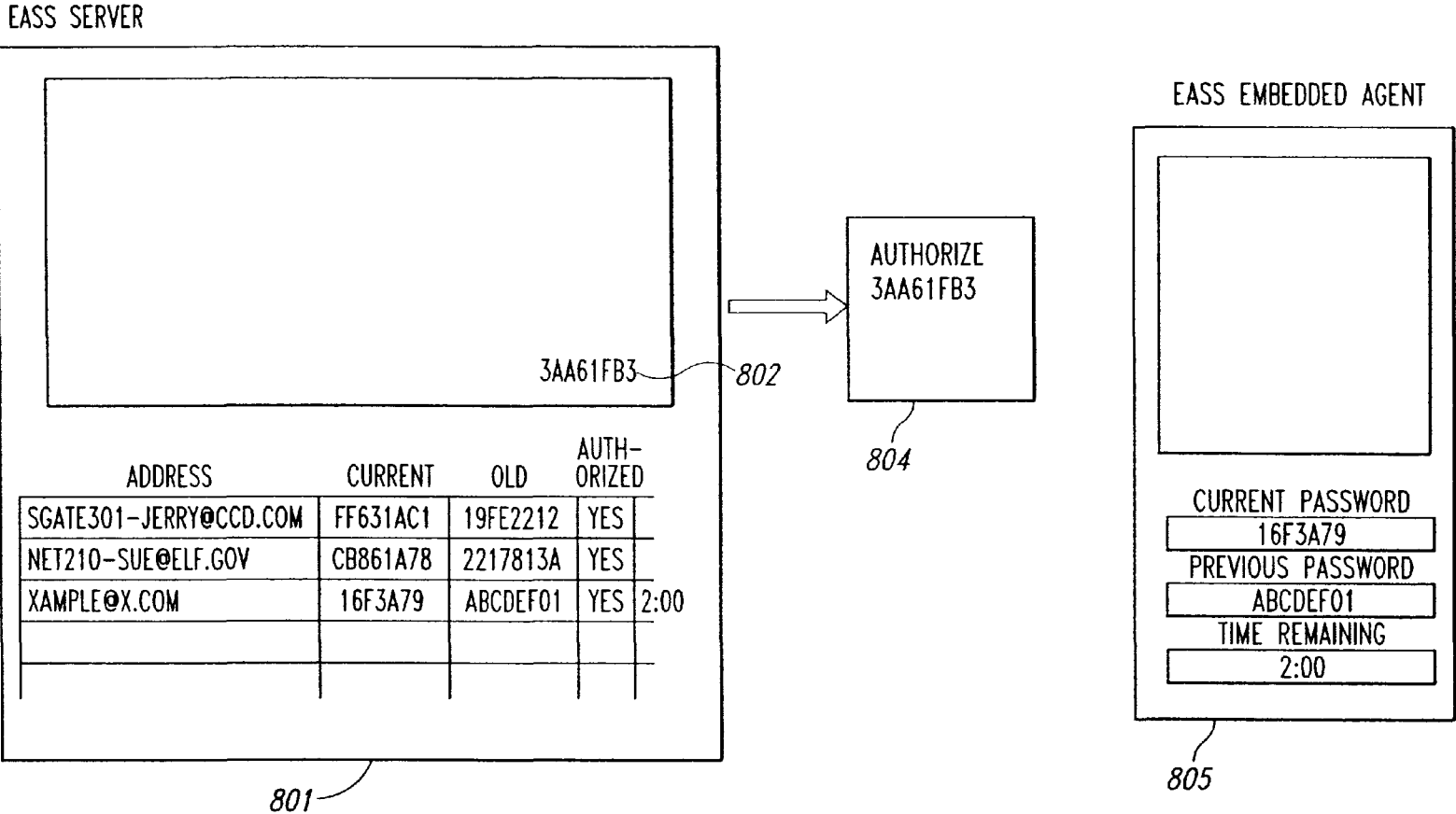


Fig. 8A

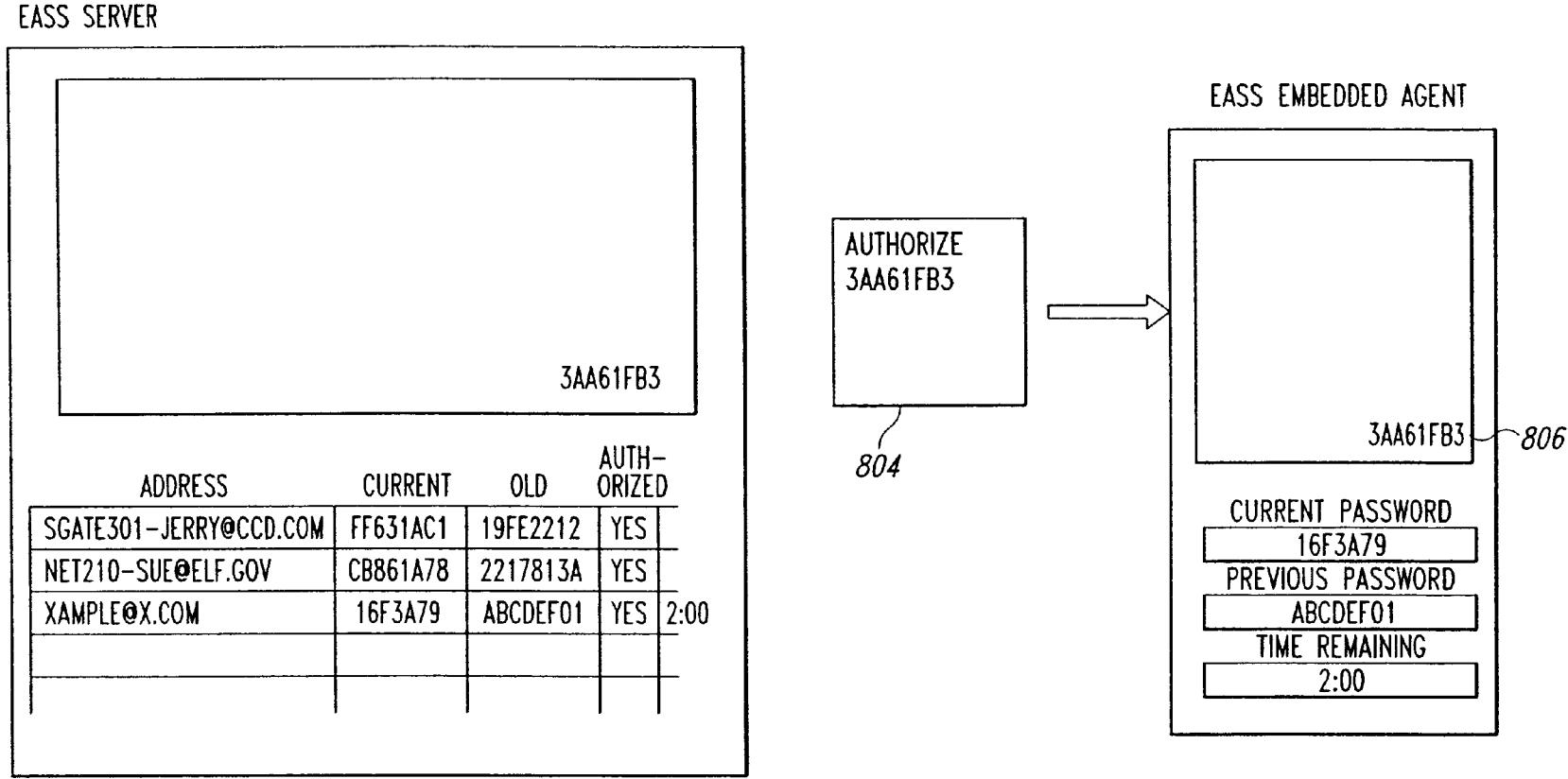


Fig. 8B



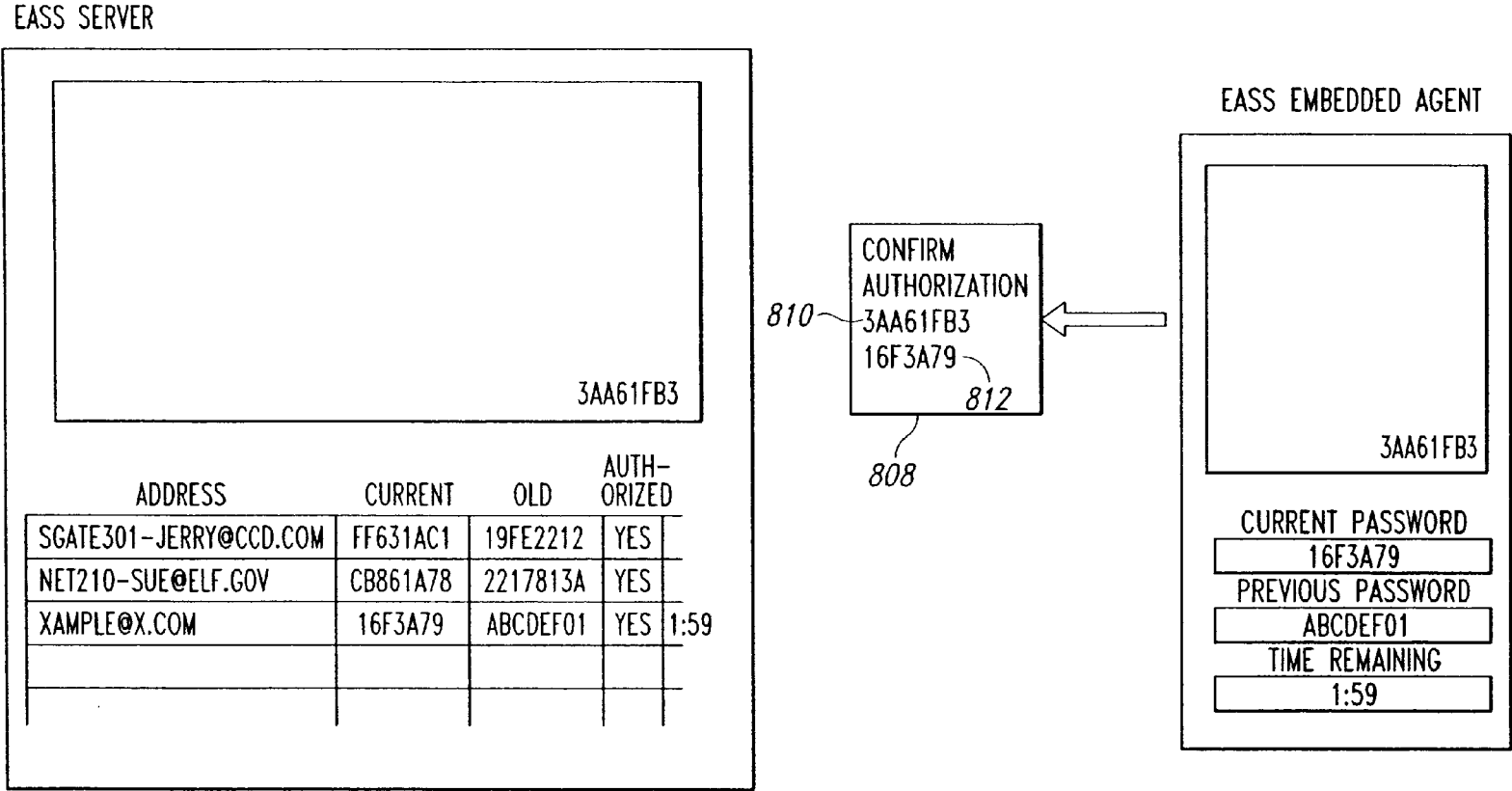


Fig. 8C

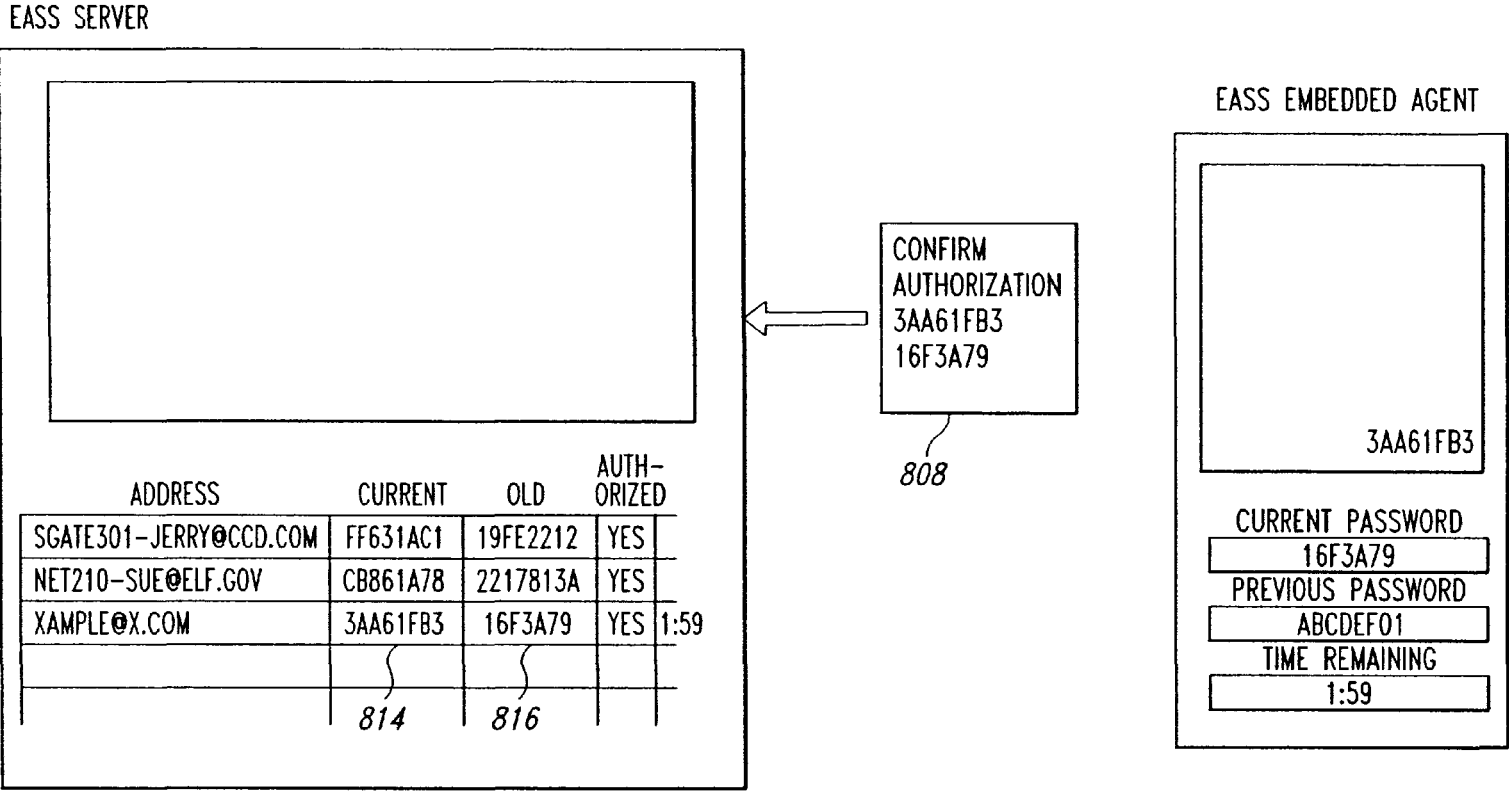


Fig. 8D

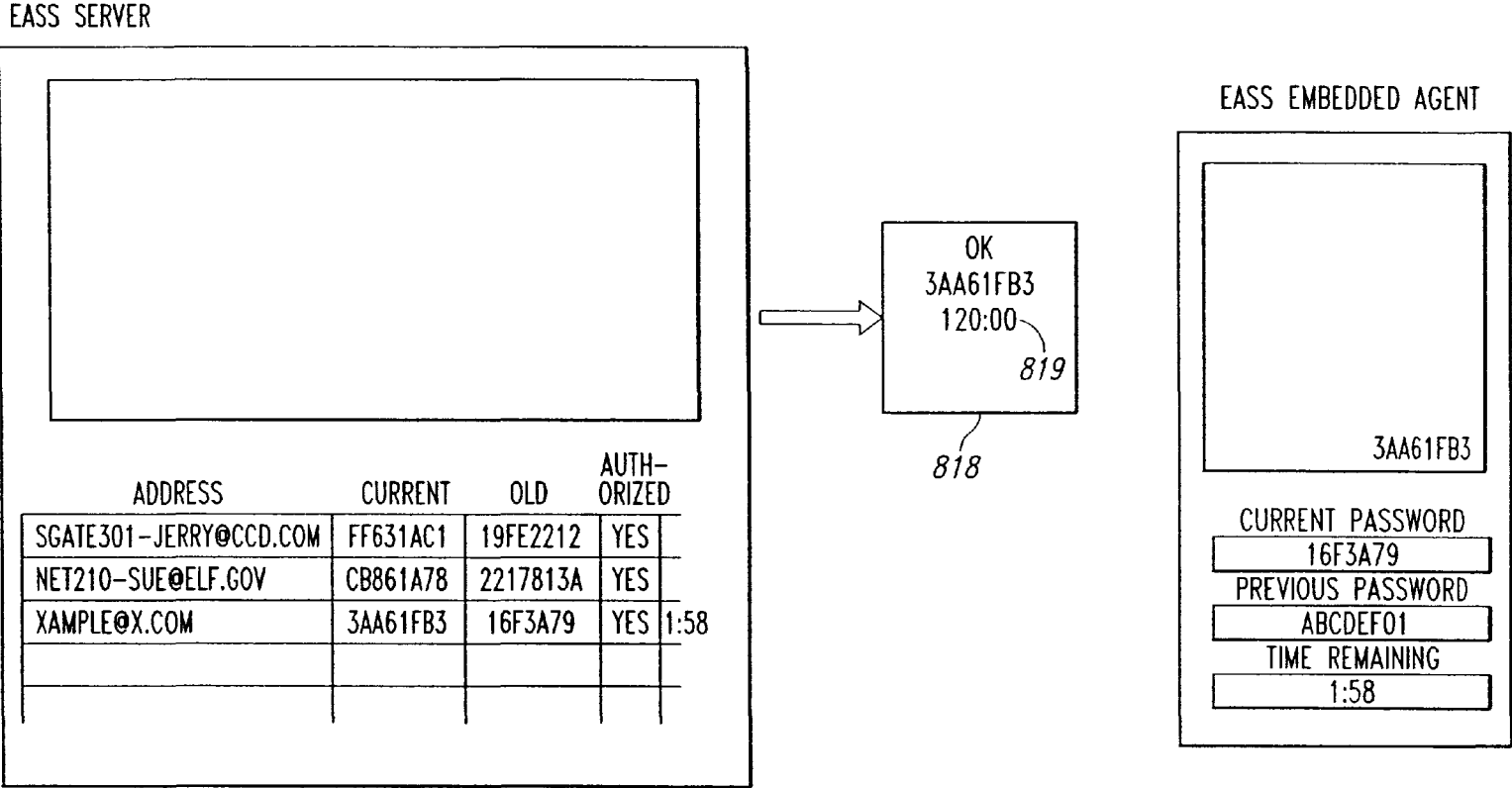
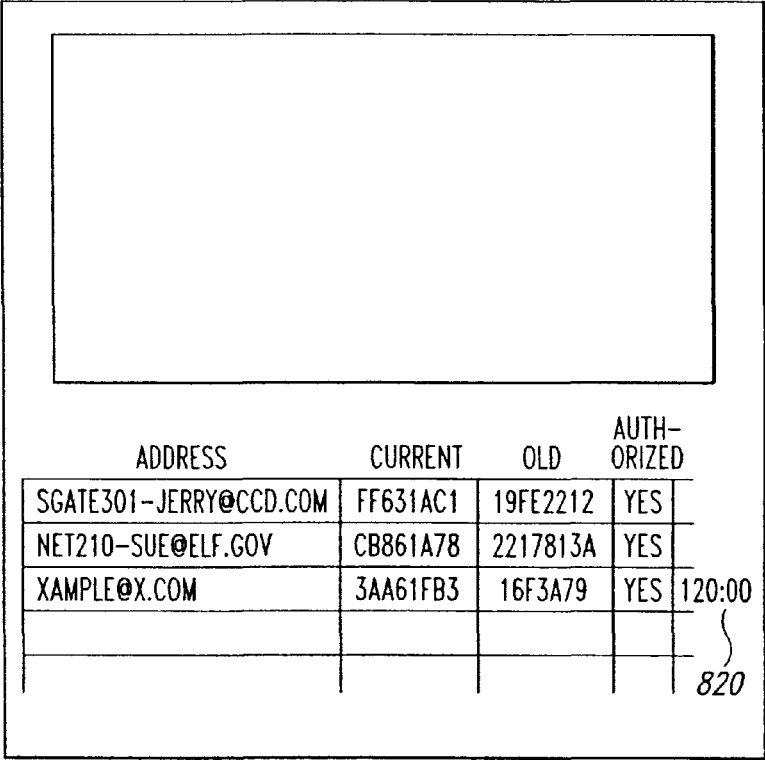



Fig. 8E

EASS SERVER




OK  
3AA61FB3  
120:00

818



EASS EMBEDDED AGENT



822

824

Fig. 8F

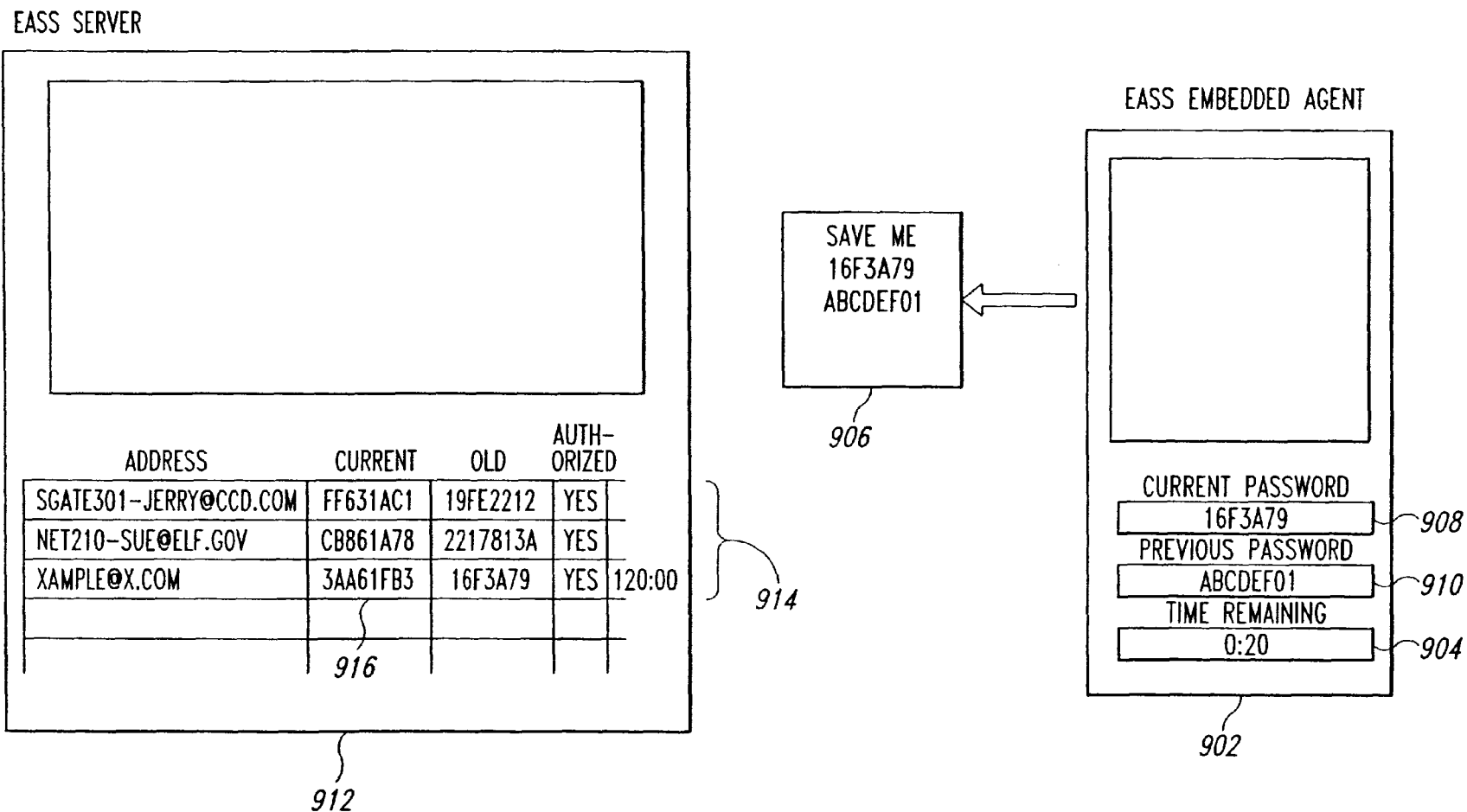

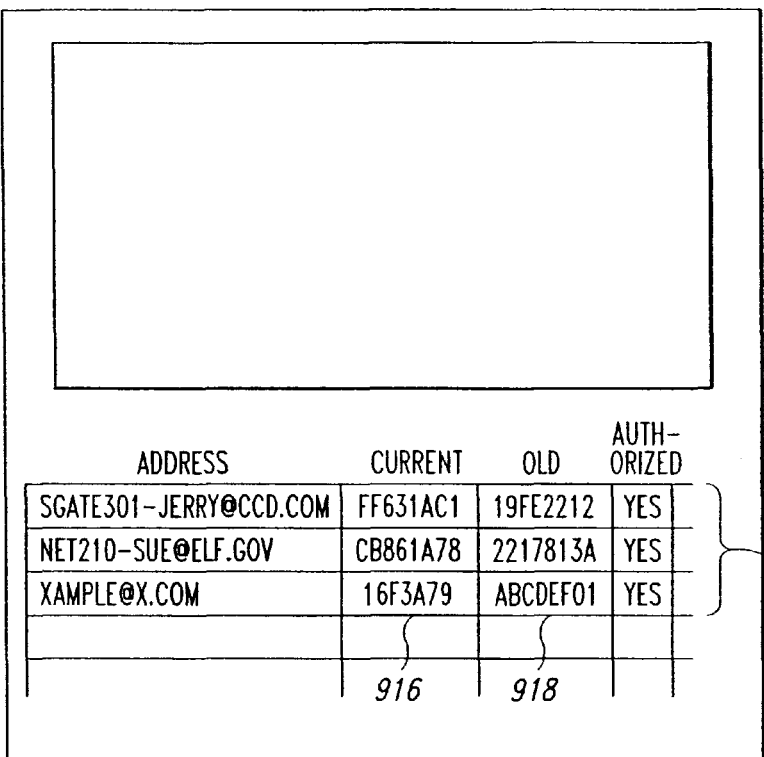


Fig. 9A


EASS SERVER



SAVE ME  
16F3A79  
ABCDEF01

906

EASS EMBEDDED AGENT



902

Fig. 9B

1

# METHOD AND SYSTEM FOR EMBEDDED, AUTOMATED, COMPONENT-LEVEL CONTROL OF COMPUTER SYSTEMS AND OTHER COMPLEX SYSTEMS

## RELATED APPLICATIONS

This application is a continuation-in-part of U.S. application Ser. No. 09/163,094 filed Sep. 29, 1998 now U.S. Pat. No. 6,249,868.

## TECHNICAL FIELD

The present invention relates to control of computer systems and other types of electrical, mechanical, electro-mechanical systems and devices at the component level and, in particular, to a method and system for securing such systems and devices by embedding agents within one or more components of the systems in order to control access to components within the systems.

## BACKGROUND OF THE INVENTION

Computer security is a very broad and complex field within which, during the past several decades, a number of important sub-fields have developed and matured. These sub-fields address the many different problem areas in computer security, employing specialized techniques that are particular to specific problems as well as general techniques that are applicable in solving a wide range of problems. The present application concerns, in part, a technique that can be used to prevent the theft and subsequent use of a personal computer ("PC") or of various PC components included in, or attached to, a PC. This technique may make use of certain security-related techniques which have been employed previously to address other aspects of computer security, and this technique may itself be employed to address both computer security problems other than theft as well as various aspects of computer reliability, computer administration, and computer configuration. The present application also concerns similar techniques that may be applied to protecting other types of electronic, mechanical, and electromechanical systems as well as computer software and other types of information encoded on various types of media.

PCs are ubiquitous in homes, offices, retail stores, and manufacturing facilities. Once a curiosity possessed only by a few hobbyists and devotees, the PC is now an essential appliance for business, science, professional, and home use. As the volume of PCs purchased and used has increased, and as PC technology has rapidly improved, the cost of PCs has steadily decreased. However, a PC is still a relatively expensive appliance, especially when the cost of the software installed on the PC and the various peripheral devices attached to the PC are considered. PCs, laptop PCs, and even relatively larger server computers have all, therefore, become attractive targets for theft.

FIG. 1 illustrates various types of security systems commonly employed to prevent theft of PCs and PC components. A PC 102 is mounted on a table 104 and is connected to a keyboard-input device 106 and a display monitor 108. The PC 102 is physically secured to the table 104 with a hinged fastening device 110, which can be opened and locked by inserting a key 112 into a lock 114. The display monitor 108 is physically attached to the table via a cable 116 and cylindrical, combination-lock 118 system. Serial numbers 120 or 122 are attached to, or imprinted on, the side of the PC 102 and the side of the display monitor 108,

2

respectively. Finally, there is a software-implemented lock and key system for controlling access to the operating system and hence to the various application programs available on the PC 102. Typically, a graphical password-entry window 124 is displayed on the screen 126 of the display monitor 108. In order to use the computer, the user types a password via the keyboard 106 into the password sub-window 128 of the password-entry window 124. The user then depresses a keyboard key to indicate to a security program that password entry is complete. As the user types the password, each letter of the password appears at the position of a blinking cursor 130. The characters of the password are either displayed explicitly, or, more commonly, asterisks or some other punctuation symbol are displayed to indicate the position within the password in which a character is entered so that an observer cannot read the password as it is entered by the user. The security program checks an entered password against a list of authorized passwords and allows further access to the operating system only when the entered password appears in the list. In many systems, both a character string identifying the user and a password must be entered by the user in order to gain access to the operating system.

The common types of security systems displayed in FIG. 1 are relatively inexpensive and are relatively easily implemented and installed. They are not, however, foolproof and, in many cases, may not provide even adequate deterrents to a determined thief. For example, the key 112 for the hinged fastening device 110 can be stolen, or the fastening device can be pried loose with a crowbar or other mechanical tool. A clever thief can potentially duplicate the key 112 or jimmy the lock 114. The cable 116 can be cut with bolt cutters or the cylindrical combination lock 118 can be smashed with a hammer. Often, the combination for the cylindrical combination lock 118 is written down and stored in a file or wallet. If that combination is discovered by a thief or accomplice to theft, the cylindrical combination lock will be useless. In the situation illustrated in FIG. 1, if the table is not bolted to the floor, a thief might only need to pick up the display monitor 108, place it on the floor, slide the cable down the table leg to the floor, and lift the table sufficiently to slip the cable free. While this example might, at first glance, seem silly or contrived, it is quite often the case that physical security devices may themselves be more secure than the systems in which they are installed, taken as a whole. This commonly arises when security devices are installed to counter certain obvious threats but when less obvious and unexpected threats are ignored or not considered.

While the serial numbers 120 and 122, if not scraped off or altered by a thief, may serve to identify a PC or components of the PC that are stolen and later found, or may serve as notice to an honest purchaser of second-hand equipment that the second-hand equipment was obtained by illegal means, they are not an overpowering deterrent to a thief who intends to use a purloined PC or PC component at home or to sell the purloined PC to unsavory third parties.

Password protection is commonly used to prevent malicious or unauthorized users from gaining access to the operating system of a PC and thus gaining the ability to examine confidential materials, to steal or corrupt data, or to transfer programs or data to a disk or to another computer from which the programs and data can be misappropriated. Passwords have a number of well-known deficiencies. Often, users employ easily remembered passwords, such as their names, their children's names, or the names of fictional characters from books. Although not a trivial undertaking, a determined hacker can often discover such passwords by

repetitive trial and error methods. As with the combination for the cylindrical combination lock 118, passwords are often written down by users or revealed in conversation. Even if the operating system of the PC is inaccessible to a thief who steals the PC, that thief may relatively easily interrupt the boot process, reformat the hard drive, and reinstall the operating system in order to use the stolen computer.

More elaborate security systems have been developed or proposed to protect various types of electrical and mechanical equipment and to protect even living creatures. For example, one can have installed in a car an electronic device that can be remotely activated by telephone to send out a homing signal to mobile police receivers. As another example, late model Ford and Mercury cars are equipped with a special electronic ignition lock, which is activated by a tiny transmitter, located within a key. As still another example, small, integrated-circuit identification tags can now be injected into pets and research animals as a sort of internal serial number. A unique identification number is transmitted by these devices to a reading device that can be passed over the surface of the pet or research animal to detect the unique identification number. A large variety of different data encryption techniques have been developed and are commercially available, including the well-known RSA public/private encryption key method. Devices have been built that automatically generate computer passwords and that are linked with password devices installed within the computer to prevent hackers from easily discovering passwords and to keep the passwords changing at a sufficient rate to prevent extensive access and limit the damage resulting from discovery of a single password.

While many of these elaborate security systems are implemented using highly complex circuitry and software based on complex mathematical operations, they still employ, at some level, the notion of a key or password that is physically or mentally possessed by a user and thus susceptible to theft or discovery. A need has therefore been recognized for a security system for protecting PCs and components of PCs from theft or misuse that does not depend on physical or software implemented keys and passwords possessed by users. Furthermore, a need has been similarly recognized for intelligent security systems to protect the software that runs on PCs and to protect other types of electronic, mechanical, and electromechanical systems and devices, including automobiles, firearms, home entertainment systems, and creative works encoded in media for display or broadcast on home entertainment systems.

SUMMARY OF THE INVENTION

One embodiment of the present invention provides a security system for protecting a PC and components installed in or attached to the PC from use after being stolen. Agents are embedded within various devices within the PC. The agents are either hardware-implemented logic circuits included in the devices or firmware or software routines running within the devices that can be directed to enable and disable the devices in which they are embedded. The agents intercept communications to and from the devices into which they are embedded, passing the communications when authorized to do so in order to enable the devices, and blocking communications when not authorized, effectively disabling the devices. Embedded agents are continuously authorized from a remote server computer, which is coupled to embedded agents via a communications medium, by handshake operations implemented as communications messages. When the PC is disconnected from the communica-

tions link to the remote server, as happens when the PC is stolen, the devices protected by embedded agents no longer receive authorizations from the remote server and are therefore disabled. User-level passwords are neither required nor provided, and the security system cannot be thwarted by reinstalling the PC's operating system or by replacing programmable read only memory devices that store low-level initialization firmware for the PC.

Alternative embodiments of the present invention include control and management of software and hardware on a pay-to-purchase or pay-per-use basis, adaptive computer systems, and control and security of mechanical, electronic, and electro-mechanical systems and devices other than computers. A computer system may be manufactured to include various optional hardware and software components controlled by embedded agents and initially disabled. When the purchaser of the computer system later decides to purchase an optional, preinstalled but disabled component, the manufacturer can enable the component by authorizing an associated embedded agent upon receipt of payment from the owner of the system. Similarly, the owner of the computer system may choose to rent an optional component for a period of time, and that component can then be authorized for the period of time by the manufacturer, upon receipt of payment. Software may be manufactured to require authorization from a server via an embedded agent either located within the disk drive on which the software is stored or located within the software itself. Computer systems may automatically adjust their configuration in response to changes in workload by enabling and disabling components via embedded agents.

Alternative embodiments may include embedded agents that receive authorization messages based on proximity to, or location within, a defined physical space. For example, such embedded agents may receive authorization messages through a communications medium ineffective outside defined ranges and distances from an authorizing server or message dissemination point, such as an antenna. Alternatively, the embedded agent may include distance or proximity sensing circuitry in order to actively compute a distance from, or relative location with respect to, a server or message dissemination point. Thus, a device containing such an embedded agent may become inoperable when removed from within a defined region or further away from a server or dissemination point than a threshold distance.

Finally, systems other than computers, including industrial machine tools, processing equipment, vehicles, and firearms may be controlled and secured by embedding agents within one or more components included in the systems. Examples include automobiles, airplanes, water craft, ships, submarines, space vehicles, automatic teller machines, building and building environmental systems, weapons systems, power generation systems, fuel storage and dispensing systems, information and entertainment broadcast and reception systems and devices, industrial process systems and devices, robots, medical devices and instrumentation, all kinds of computer peripheral devices, personal digital assistants, electronic cards and documents, security systems and devices, and telecommunications systems and devices.

BRIEF DESCRIPTION OF THE DRAWINGS

FIG. 1 illustrates various types of security systems commonly employed to prevent theft of PCs and PC components.

FIG. 2 is a block diagram of example internal components of a PC connected to a remote server.



## 5

FIG. 3 is a block diagram of example hardware and software components and communications pathways that implement a single embedded agent connected to a client that is, in turn, connected to a security authorization server.

FIG. 4 is a state diagram for an example embedded agent.

FIG. 5 is an example state diagram for the interaction of a security authorization server with one embedded agent.

FIG. 6A illustrates an example initiation of the sending of a SAVE ME message by an embedded agent.

FIG. 6B illustrates an example receipt of a SAVE ME message by a security authorization server.

FIGS. 7A–F illustrate the handshake operation that immediately follows receipt by an example EASS server of a SAVE ME message from an example EASS embedded agent in the Initial Power-On Grace Period state.

FIGS. 8A–F illustrate a second example handshake operation that follows the original handshake operation of FIGS. 7A–F by some period of time less than the original authorization period.

FIGS. 9A–B illustrate the recovery mechanism that is employed by an example EASS embedded agent in the event that the OK message of FIGS. 8E–F was lost and not received by the EASS embedded agent.

#### DETAILED DESCRIPTION OF THE INVENTION

One embodiment of the present invention is an embedded agent security system (“EASS”) for protecting a PC, and, more particularly, the internal components of a PC, from misuse or misappropriation. The EASS includes a server component, one or more embedded agents, and, optionally, a client component. The server component is a centralized repository and control point that provides authorizations to agents embedded within PC components and connected to the server component via a communications connection. The server authorizations allow the embedded agents to enable operation of the components within which the embedded agents reside for a period of time. The server component runs on one or more server computers, one or more of which are connected by a communications medium to the PC. An embedded agent is embedded as a logic circuit within the circuitry that controls operation of an internal component of the PC or is embedded as a firmware or software routine that runs within the internal component of the PC. The client component, when present, runs as a software process on the PC. The client component of the EASS primarily facilitates communications between the server component and the various embedded agents. For example, when multiple embedded agents are included in the PC, the client component may serve as a distribution and collection point for communications between the server component and the multiple embedded agents.

Because embedded agents enable operation of the internal components in which they are embedded, and because embedded agents require frequent authorizations from the server component in order to enable the internal components, if the communications connection between the server component and an embedded agent is broken, the internal component in which the embedded agent resides will be disabled when the current period of authorization expires. The communications connection between the server and all embedded agents within the PC will be broken when the PC is powered down or disconnected from the external communications medium by which the PC is connected to the server. Thus, any attempt to steal the PC will result in the

## 6

theft of a PC that will not be operable once the current period of authorization expires. In order to subsequently operate the PC, the thief would need to reconnect the PC to the server and invoke either client or server utilities to reinitialize the embedded agents. These utilities are themselves protected by password mechanisms. The thief cannot circumvent the embedded agents by reinstalling the operating system or by replacing programmable read only memories (“PROMs”). The stolen PC is therefore essentially worthless to the thief, and, perhaps more important, the data stored within the PC is inaccessible to the thief as well as to any other party.

Certain implementations of this embodiment may rely on one or more internal password identification mechanisms. However, unlike the other well-known security systems discussed above, the user of a PC protected by the EASS does not need to possess a password and is, in fact, not allowed to know or possess the passwords used internally within the EASS.

In a preferred implementation of this embodiment, the server and client components are implemented in software and the embedded agents are implemented as hardware logic circuits. However, all three of these components may be implemented either as software routines, firmware routines, hardware circuits, or as a combination of software, firmware, and hardware.

#### EASS Hardware and Software Configuration

FIG. 2 is a block diagram of example internal components of a PC connected to a remote server. The remote server 202 is connected to the PC 204 via a connection 206 that represents a local area network which is possibly itself connected to a wide area network and which supports one of any number of common network protocols or combinations of protocols to transfer messages back and forth between the server component 202 and the PC 204. Messages may be transmitted, for example, via the Internet. The PC 204 is connected to an external output device, in this case a display monitor 208, and to two input devices, a mouse 210 and a keyboard 212. Internal components of the PC include a central processing unit (“CPU”) 214; a random access memory 216; a system controller 218; a hard disk 220; and a number of device controllers 222, 224, 226, 228, and 230 connected to the system controller 218 directly through a high speed bus 232, such as a PCI bus, or through a combination of the high speed bus 232, a bus bridge 234, and a low speed bus 236 such as an ISA bus. The CPU 214 is connected to the system controller 218 through a specialized CPU bus 238 and the RAM memory 216 is connected to the system controller 218 through a specialized memory bus 240. FIG. 2 represents one possible simple configuration for the internal components of a PC. PCs having different numbers or types of components or employing different connection mechanisms other than PCI or ISA buses may have quite different internal configurations.

The device controllers 222, 224, 226, 228, and 230 are normally implemented as printed circuit boards, which include one or more application specific integrated circuits (“ASICs”) 242, 244, 246, 248, and 250. The ASICs, along with firmware that is normally contained in various types of ROM memory on the printed circuit boards, implement both a communications bus interface and a command interface. The communications bus interface allows for data and message communication with operating system routines that run on the CPU 214. The command interface enables the operating system to control the peripheral device associated with the device controller. For example, the hard disk 220

comprises a number of physical platters on which data is stored as tiny magnetized regions of the iron oxide surface of the platters (not shown), a motor for spinning the platters (not shown), and a printed circuit board 228 which implements circuitry and firmware routines that provide a high-level interface to operating system drivers. In modern disks, there is often a printed circuit board that includes an ASIC that is packaged within the disk as well as a printed circuit board card that is connected via a bus to other internal components of the PC, including the system controller 218 and the CPU 214.

Programs that run on the CPU 214, including the operating system and the EASS client, are permanently stored on a hard disk 252 and are transiently stored in RAM 254 for execution by the CPU 214. Logic circuitry that implements the embedded agents of the EASS is included within the ASICs that implement the various device controllers 242, 244, 246, 248, and 250. The device controller may control such devices as optical disk devices, tape drives, modems, and other data sources and communications devices. EASS embedded agents can be additionally included within the circuitry that implements RAM 216, the system controller 218, and even the CPU 214. One skilled in the art will recognize that any circuit in which communications can be intercepted may reasonably host an embedded agent and that many other components may therefore host embedded agents. Further, a PC 204 may include only a single embedded agent or may include a number of EASS embedded agents.

FIG. 3 is a block diagram of example hardware and software components and communications pathways that implement a single embedded agent connected to a client which is, in turn, connected to a security authorization server. In one embodiment, the EASS embedded agent 302 is a logic circuit embedded within an ASIC 304 which is included on a printed circuit board 306 that implements a particular device controller. The device controller is connected through one or more internal communications buses 308 to an EASS client program 310 implemented as a driver within the operating system 312 running on the CPU 314 of the personal computer. The CPU 304 is, in turn, connected through one or more internal buses, such as a PCI bus, and external communication lines, such as a LAN or a LAN combined with a WAN 316, to the server computer 318. The components of the server computer that implement the EASS server include an EASS server program 320 and a non-volatile storage device 322 in which the EASS server program 320 stores authorization and embedded agent information. The EASS server program 320 exchanges information with the non-volatile storage device 322 via internal buses 324 of the server computer 318. There are a variety of ways in which the embedded agent and authorization information can be stored by the EASS server 320 on the non-volatile storage device 322. In one implementation of the described embodiment, this data is stored within a commercial database management system, such as a relational database.

Messages and commands that are passed to the device controller 306 for a particular internal or peripheral device over the communications bus 308 first pass through the EASS embedded agent logic 302 before entering the ASIC circuitry 304 that implements the device controller. The EASS embedded agent 302 is associated with a number of non-volatile registers 326 that store authorization state information. When the embedded agent has been authorized by an EASS server 320, or during a short grace period following power up, the EASS embedded agent passes messages

and commands through to the ASIC 304 that implements normal message handling and the device controller. However, when the EASS embedded agent 302 is not authorized by the EASS server 320, or when an initial power-on grace period has expired, the EASS embedded agent blocks messages and commands to the ASIC 304 thereby disabling the device controlled by the device controller 306. The EASS embedded agent thus serves as a hardware-implemented control point by which a device is enabled or disabled. Authorization messages pass from the EASS server 320 through communications pathways 316 and 308 to the EASS embedded agent 302. The EASS embedded agent 302 can also initiate a message and pass the message through pathways 308 and 316 to the EASS server 320. For example, the EASS embedded agent 302 may request authorization from the EASS server 320.

In the described embodiment, the EASS client 310 facilitates communications between the EASS server 320 and the EASS embedded agent 302. When a PC includes more than one EASS embedded agent, the EASS client 310 handles routing of messages from the EASS server 320 to individual EASS embedded agents 302 and collects any messages initiated by EASS embedded agents 302 and forwards them to the EASS server 320. In addition, the EASS client 310 may support a small amount of administrative functionality on the PC that allows the EASS to be reinitialized in the event of loss of connection or power failure. The EASS client 310 may not be a required component in alternative embodiments in which an EASS server 320 communicates directly with EASS embedded agents 302.

In alternative embodiments, the EASS server may communicate with EASS embedded agents by a communications medium based on transmission of optical or radio signals rather than on electrical signals. Moreover, alternate embodiments may employ multiple EASS servers that may be implemented on remote computers or that may be included within the same computer that hosts the EASS embedded agents.

EASS Server and Embedded Agent State Transitions

FIG. 4 is a state diagram for an example embedded agent. FIG. 4 shows four different states that an EASS embedded agent may occupy: (1) an Initial Power-On Grace Period state 402; (2) a Power-On Grace Period state 404; (3) an Authorized state 406; and (4) a Not Authorized state 408. Transitions between these states arise from three types of events: (1) a successful handshake between the embedded agent and the EASS server that results in transfer of an authorization by the EASS server to the embedded agent to permit operation of the device associated with the EASS embedded agent for some period of time; (2) a time out that occurs when the EASS embedded agent has exhausted its current authorization period prior to receiving a subsequent re-authorization from the EASS server; and (3) a special back-door mechanism that allows an entity such as the EASS client to reinitialize an EASS embedded agent so that the EASS embedded agent can reestablish contact with an EASS server following interruption of a previous connection.

Following an initial power up 410 of the device hosting an EASS embedded agent, the EASS embedded agent enters an Initial Power-On Grace Period 402. The Initial Power-On Grace Period allows operation of the device controlled by the EASS embedded agent for some short period of time following power up of the PC necessary for initialization of

the PC that contains the device and embedded agent and allows for establishment of contact between the EASS embedded agent and an EASS server. When in the Initial Power-On Grace Period **410**, the EASS embedded agent contains one of a certain number of initial passwords that are recognized by EASS servers as belonging to EASS embedded agents in the Initial Power-On Grace Period. These initial passwords allow an EASS server to distinguish a valid request for handshake operation from an attempt to solicit authorization by an embedded agent that has been previously authorized by an EASS server. In the latter case, the embedded agent may well be hosted by a stolen or misused device. From the Initial Power-On Grace Period state, the EASS embedded agent may send a solicitation message, for example, a "SAVE ME" message to an EASS server to announce that the EASS embedded agent has been powered up for the first time, as indicated by transition arrow **412**, and to solicit a handshake operation. Sending of the SAVE ME solicitation message does not, by itself, cause a state transition. When an EASS server receives a SAVE ME message from an EASS embedded agent, the EASS server undertakes sending of an authorization to the EASS embedded agent through a handshake mechanism, to be described below. The handshake may either fail or succeed. If a handshake fails, the EASS embedded agent remains in the state that it occupied prior to initiation of the handshake.

When an EASS embedded agent is in the Initial Power-On Grace Period, a successful handshake operation results in the EASS embedded agent transitioning **414** to an Authorized state **406**. At regular intervals, the EASS server continues to reauthorize the EASS embedded agent through successive handshake operations **416** which result in the EASS embedded agent remaining in the Authorized state **406**. In the Authorized state **406**, the EASS embedded agent passes through commands and data to the device that it controls allowing that device to operate normally. If, for any number of reasons, the EASS embedded agent does not receive reauthorization prior to the expiration of the current authorization that the embedded agent has received from an EASS server, a time out occurs causing transition **418** of the EASS embedded agent to the Not Authorized state **408**.

In the Not Authorized state **408**, the EASS embedded agent blocks commands and data from being transmitted to the device controlled by the EASS embedded agent, effectively disabling or shutting down the device. Alternatively, the EASS embedded agent may actually power down a device that can be powered down independently from other internal components of the PC. When in the Not Authorized state **408**, the EASS embedded agent may send a SAVE ME message **420** to an EASS server. Sending of this message does not, by itself, cause a state transition, as indicated by arrow **420**. However, if an EASS embedded agent receives the SAVE ME message and initiates a handshake operation that is successfully concluded, the EASS embedded agent transitions **422** from the Not Authorized state **408** back to the Authorized state **406**.

The EASS embedded agent and the device that the EASS embedded agent controls can be powered up any number of times following an initial power up. The EASS embedded agent stores enough information in a number of non-volatile registers associated with the EASS embedded agent (e.g., registers **326** in FIG. **3**) to differentiate a normal or non-initial power up from an initial power up. Following a non-initial power up **424**, the EASS embedded agent transitions **426** to a Power-On Grace Period state **404**. When occupying the Power-On Grace Period state **404**, the EASS embedded agent may send a SAVE ME message to an EASS

server. The sending of the SAVE ME message **428** does not, by itself, cause a state transition, as indicated by arrow **428**. The Power-On Grace Period lasts a short period of time sufficient for the PC to be booted and all of the internal components to be initialized and for the EASS embedded agents controlling those components to establish contact with an EASS server. If an EASS server, upon receiving the SAVE ME message, successfully completes a handshake operation, the EASS embedded agent transitions **430** from the Power-On Grace Period **404** to the Authorized state **406**. If a successful handshake operation is not completed before the short Power-On Grace Period authorization period expires **432**, the embedded agent transitions **432** from the Power-On Grace Period **404** to the Not Authorized state **408**.

A special mechanism may be provided for reinitialization of an EASS embedded agent following normal power on. That mechanism is referred to as the "back door" mechanism. The back door mechanism may be initiated, at the direction of a user or administrator, by an EASS client running on the same PC that includes the embedded agent, or may be initiated by an EASS server upon discovery by the EASS server of a failed or interrupted connection. When the EASS embedded agent receives a message that implements the back door mechanism, the EASS embedded agent transitions **434** from the Power-On Grace Period **404** back to the Initial Power-On Grace Period **402**. In alternative embodiments, the back door mechanism might allow for transitions from either of the other two states **406** and **408** back to the Initial Power-On Grace Period state. In more complex embodiments, the back door mechanism might allow for transitions to states other than the Initial Power-On Grace Period.

FIG. **5** is an example state diagram for the interaction of a security authorization server with one embedded agent. With respect to an EASS embedded agent, the EASS server may occupy any one of three states at a given instant in time: (1) the EASS server may be in an Ignorant of Agent state **502**; (2) the EASS server may be in a Knowledgeable of Agent state, aware of but not having authorized the agent **504**; and (3) the EASS server may be in an Agent Authorized state **506**. Initially, an EASS server is ignorant of the embedded agent, and thus occupies the Ignorant of Agent state **502**. When the EASS server receives a SAVE ME message from the EASS embedded agent that is in the Initial Power-On Grace Period state (**402** in FIG. **4**), the EASS server transitions **508** from the Ignorant of Agent state **502** to the Knowledgeable of Agent state **504**. As part of this transition, the EASS server typically makes an entry into a database or enters a record into a file that allows the EASS server to preserve its awareness of the EASS embedded agent. The EASS server may receive SAVE ME messages from the EASS embedded agent when occupying either the Knowledgeable of Agent state **504** or the Agent Authorized state **506**. As indicated by arrows **510** and **512**, receipt of SAVE ME messages by the EASS server in either of states **504** and **506** does not, by itself, cause a state transition.

The EASS server may initiate and complete a successful handshake operation with the EASS embedded agent while the EASS server occupies the Knowledgeable of Agent state **504** with respect to an agent. Completion of a successful handshake operation causes the EASS server to transition **514** from the Knowledgeable of Agent state **504** to the Agent Authorized state **506** with respect to the agent. This transition may be accompanied by the saving of an indication in a database or a file by the EASS server that indicates that the embedded agent is authorized for some period of time. When occupying the Agent Authorized state, the EASS

server may continue to initiate and complete successful handshake operations with the embedded agent and, by doing so, continue to occupy the Agent Authorized state. However, if a handshake operation is unsuccessful, the EASS server transitions **518** from the Agent Authorized state **506** back to the Knowledgeable of Agent state **504**.

In some embodiments of the present invention, there may be an additional transition **520** from the Knowledgeable of Agent state **504** back to the Ignorant of Agent state **502**. This transition corresponds to a purging or cleaning operation that allows an EASS server to purge database entries or file records corresponding to a particular EASS embedded agent if the EASS server is unsuccessful in authorizing that EASS embedded agent for some period of time. Such a purging operation allows the EASS server to make room in a database or file to handle subsequent entries for EASS embedded agents that announce themselves using SAVE ME messages from an Initial Power-On Grace Period state.

EASS Messages

FIGS. **6A–9B** illustrate details of the sending and receiving of SAVE ME messages and of the EASS server-initiated handshake operation. In each of these figures, example contents of the non-volatile registers associated with an EASS embedded agent, contents of a message, and contents of a portion of the database associated with an EASS server are shown. FIG. **6A** will be numerically labeled and described in the discussion below, but the labels will be repeated in FIGS. **6B–9B** only when the labels are relevant to an aspect of the EASS in the figure referenced in the discussion of the figure.

FIG. **6A** illustrates initiation of the sending of a SAVE ME message by an EASS embedded agent. The EASS embedded agent **602** is associated with three non-volatile registers that contain: (1) the current password **604**; (2) the previous password **606**; and (3) the time remaining for the current authorization period **608**. Passwords may comprise computer words of 56 bits, 64 bits, or a larger number of bits that provide a sufficiently large number of unique initial passwords. The direction of propagation of the SAVE ME message is indicated by arrow **610**. The SAVE ME message **612** being transmitted is displayed along with its informational content **614**. The EASS server **616** contains a representation of a portion of a database that contains information about EASS embedded agent authorizations **618**. This database contains columns that indicate the communications or network address of the EASS embedded agent **620**, the EASS embedded agent's current password **622**, the EASS embedded agent's previous password **624**, and an indication of whether the EASS embedded agent is currently authorized or not **626**. Additional or alternative columns may be present. For example, the next column **628** is used in subsequent figures to store the amount of time for which the EASS embedded agent is authorized. Each row in the database **630–633** represents one particular EASS embedded agent. Rows **630** and **631** contain information for previously authorized EASS embedded agents (not shown). EASS embedded agent **602** of FIG. **6A** is in the Initial Power-On Grace Period state (**402** of FIG. **4**) and the EASS server **616** of FIG. **6A** is, with respect to the embedded agent **602**, in the Ignorant of Agent state (**502** of FIG. **5**). Rectangular inclusions **634** and **636** represent the implementation of, and any volatile storage associated with, the EASS embedded agent and the EASS server, respectively.

In one embodiment, when the EASS embedded agent **602** is in the Initial Power-On Grace Period, it has an initial time

remaining period of two minutes, as indicated by the contents of the time remaining non-volatile register **608**. This initial time remaining period is chosen to be sufficient for the EASS embedded agent **602** to establish a connection with the EASS server **616**, to solicit a handshake operation, and to complete the solicited handshake operation and may vary in duration for different types of computers. Both the current password register **604** and the previous password register **606** contain a default initial password that is recognized by EASS servers as corresponding to an EASS embedded agent in the Initial Power-On Grace Period state. It should be noted that there may be a great number of different such default passwords. In the described embodiment, the circuitry that implements the EASS embedded agent notes that the authorization time remaining is two minutes, and that it is therefore necessary for the EASS embedded agent **602** to send a SAVE ME message **612** to an EASS server to request continuation of authorization. Thus, the EASS embedded agent **602** initiates sending of the SAVE ME message **612**.

The SAVE ME message **612** contains an indication or operation code **638** designating the message as a SAVE ME message, the contents of the current password register **640**, and the contents of the previous password register **642**. In the case of an EASS embedded agent in the Initial Power-On Grace Period state, both the current password and previous password registers contain the same initial password in the present embodiment. Alternative embodiments might use different initial current and previous passwords. In general, sending both the current password and the previous password provides sufficient information for the EASS server that receives the SAVE ME message to correct any errors or discrepancies that may have arisen during a previous failed handshake. An example of a recovery from a failed handshake operation will be described below with reference to FIGS. **9A–B**.

FIG. **6B** illustrates receipt of a SAVE ME message by an EASS server. In this case, the EASS server **616** was, prior to receipt of the SAVE ME message, in the Ignorant of Agent state (**502** of FIG. **5**) with respect to the EASS embedded agent **602**. Receipt of the SAVE ME message **612** causes the EASS server **616** to transition to the Knowledgeable of Agent state (**504** of FIG. **5**). In making this transition, the EASS server **616** enters information gleaned from the SAVE ME message **612** into row **632** of the database **618** associated with the EASS server **616**. The address from which the message was received can be determined from fields contained within a message header (not shown in FIG. **6B**). This address may be the communications address of an individual EASS embedded agent, a combination of the communications address of the client and an internal identification number of the device hosting the EASS embedded agent, or some other unique identifier for the EASS embedded agent that can be mapped to a communications address. The details of the formats of message headers are specific to the particular types of communications mechanisms and implementations. In this example, the addresses are stored as Internet addresses. The stored Internet address is the address of the EASS client running on the PC in which the EASS embedded agent is resident. This address may be enhanced by the EASS server **616** by the addition of characters to the address or sub-fields within either the address or in the message header to provide sufficient information for the receiving EASS client to identify the particular EASS embedded agent to which the message is addressed. Alternatively, a different address might be established for each EASS embedded agent or an internal address field might be included in each message sent from the EASS

server to an EASS client that further specifies the particular EASS embedded agent to which the message is addressed. Thus, receipt of the SAVE ME message has allowed the EASS server 616 to store the address "xample@x.com" 632 to identify the EASS embedded agent 602 from which the message was received, to store the current and previous passwords 644 and 646 taken from the received SAVE ME message 612, and to store an indication that the EASS embedded agent 602 is not authorized 648.

FIGS. 7A–F illustrate the handshake operation that immediately follows receipt by an example EASS server of a SAVE ME message from an example EASS embedded agent in the Initial Power-On Grace Period state. The handshake operation is initiated, as shown in FIG. 7A, by the EASS server 702. The EASS server 702 generates a new, non-initial password for the EASS embedded agent 704 and stores the new password in volatile memory 706. The EASS server then sends an authorization message 708, for example an "AUTHORIZE" message, to the EASS embedded agent 704 that contains the newly generated password 710 along with an indication 712 that this is an AUTHORIZE message.

FIG. 7B illustrates receipt of an example AUTHORIZE message by an example EASS embedded agent. The EASS embedded agent 704 stores the newly generated password 710 contained in the AUTHORIZE message 708 into a volatile memory location 714 implemented in the circuitry of the EASS embedded agent 704.

FIG. 7C illustrates sending, by an example EASS embedded agent, of an authorization confirmation message, for example a "CONFIRM AUTHORIZATION" message. The EASS embedded agent 704 sends a CONFIRM AUTHORIZATION message 716 back to the EASS server 702 from which an AUTHORIZE message was received. The CONFIRM AUTHORIZATION message 716 contains the new password sent in the previous AUTHORIZE message by the EASS server 718 as well as the contents of the current password register 720. The CONFIRM AUTHORIZATION message confirms receipt by the EASS embedded agent 704 of the AUTHORIZE message 708.

FIG. 7D illustrates receipt of the CONFIRM AUTHORIZATION message 716 by an example EASS server. The EASS server 702 updates the current password and previous password 722 and 724 within the associated database 726 to reflect the contents of the CONFIRM AUTHORIZATION message 716 after checking to make sure that the new password returned in a CONFIRM AUTHORIZATION message is identical to the in-memory copy 706 of the new password. If the new password contained in the CONFIRM AUTHORIZATION message is different from the new password stored in memory 706, then the handshake operation has failed and the EASS server 702 undertakes a new handshake operation with the EASS embedded agent 704.

FIG. 7E illustrates sending by the EASS server of a completion message, for example an "OK" message, in response to receipt of the CONFIRM AUTHORIZATION message in order to complete the handshake operation. The EASS server 702 prepares and sends an OK message 728 that contains both the new password and an indication of the time for which the EASS embedded agent 704 will be authorized upon receipt of the OK message.

FIG. 7F illustrates receipt of the OK message 728 by an example EASS embedded agent. Once the EASS server 702 has sent the OK message, the EASS server 702 updates the database 726 to indicate that the client is authorized 729 as well as to store an indication of the time 730 for which the EASS embedded agent has been authorized. At this point,

the EASS server 702 has transitioned from the Knowledgeable of Agent state (504 in FIG. 5) to the Agent Authorized state (506 in FIG. 5). Upon receipt of the OK message 728, the EASS embedded agent 704 updates the current password register 720 to reflect the new password sent to the EASS embedded agent in the original AUTHORIZE message 708 after placing the contents of the current password register 720 into the previous password register 732. The EASS embedded agent 704 also updates the time remaining register 734 to reflect the authorization time 736 contained in the received OK message. At this point, the EASS embedded agent transitions from the Initial Power-On Grace Period state (402 in FIG. 4) to the Authorized state (406 in FIG. 4).

If the handshake operation fails after sending of the OK message by the EASS server to the EASS embedded agent, but prior to reception of the OK message by the EASS embedded agent, the connection between the EASS embedded agent and the EASS server can be reestablished and authorization reacquired by the sending by the EASS embedded agent of a SAVE ME message to the EASS server. The SAVE ME message will contain, as the current password, the value that the EASS server has stored as the previous password. From this, the EASS server can determine that the previous handshake operation failed, can update the database to reflect the state prior to the failed handshake operation, and can then reinitiate a new handshake operation.

FIGS. 8A–F illustrate a second handshake operation that follows the original handshake operation by some period of time less than the original authorization period. By undertaking additional handshake operations, the EASS server 801 continues to initiate handshake operations to maintain the EASS embedded agent 805 in the Authorized state (406 in FIG. 4). The EASS server 801 generates a new, non-initial password 802 and sends this password in an AUTHORIZE message 804. The EASS embedded agent receives the AUTHORIZE message 804 and stores the newly generated password in memory 806. The EASS embedded agent 805 then sends a CONFIRM AUTHORIZATION message 808 back to the EASS server 801 containing both the newly generated password 810 and the contents of the current password register 812. Upon receipt of the CONFIRM AUTHORIZATION message 808, the EASS server 801 updates the database entries for the current and previous passwords 814 and 816 and then sends an OK message 818 back to the EASS embedded agent 805 that contains the new password and the new time period 809 for which the EASS embedded agent 805 will be authorized. After sending the OK message 818, the EASS server 801 updates the database to reflect the new time of authorization 820 and, upon receipt of the OK message by the embedded agent, the non-volatile registers of the EASS embedded agent are updated to reflect the new current password and the now previous password, 822 and 824, respectively.

FIGS. 9A–B illustrate the recovery mechanism that is employed by an example EASS embedded agent in the event that the OK message of FIGS. 8E–F was lost and not received by the EASS embedded agent. In this case, the time remaining continues to decrease and the EASS embedded agent 902 determines from the time remaining register 904 that sending of a SAVE ME message 906 is necessary to initiate another handshake operation. Because the final OK message 818 is not received by the EASS embedded agent 902, the values of the current password register 908 and the previous password register 910 have not been updated and are the same as the values that were established as a result of the first authorization, as shown in FIG. 7F. However, the

EASS server 912 has updated its internal database 914 to indicate the new password generated during the previous handshake operation 916. Thus, the EASS server database 914 does not reflect the actual state of the EASS embedded agent 902. However, when the EASS server 912 receives the SAVE ME message 906, the EASS server 912 can immediately determine that the previous handshake operation did not successfully complete and can update the current password entry and the previous password entry 916 and 918 in the associated database 914 to reflect the actual current state of the EASS embedded agent 902. Thus, upon receipt of the SAVE ME message, the EASS server and the EASS embedded agent are again synchronized, and the EASS server can initiate a new handshake operation to reauthorize the EASS embedded agent.

The above-illustrated and above-described state diagrams and message passing details represent one of many possible different embodiments of the present invention. A different communications protocol with different attendant state diagrams and messages can be devised to accomplish the authorization of EASS embedded agents by EASS servers. Depending on the communications pathways employed, different types of messages with different types of fields and different types of header information may be employed. Moreover, the EASS embedded agent may contain additional non-volatile registers and may maintain different values within the associated non-volatile registers. As one example, rather than passing passwords, both the EASS server and each EASS embedded agent may contain linear feedback registers that electronically generate passwords from seed values. The communications protocols between the EASS server and the EASS embedded agents could ensure that, during transition from the Initial Power-On Grace Period state, the EASS embedded agent receives an initial seed for its linear feedback register that is also used by the EASS server for the EASS server's linear feedback register. Rather than passing passwords, both the EASS embedded agents and the EASS servers can depend on deterministic transitions of their respective linear feedback registers to generate new, synchronized passwords at each authorization point.

For some systems and devices, an initial grace period, during which a device or system containing an embedded agent is initially authorized, may not be required. In such systems, the embedded agent may be somewhat autonomous with respect to the device or system in which it is located, and may be self-contained with regard to communications with an EASS server or servers. For example, the EASS embedded agent may be separately powered by a battery or other independent power source, and contain a transceiver and transceiver circuitry to allow the EASS embedded agent

to communicate with one or more EASS servers. In such systems, it may be appropriate for the EASS embedded agent to power on into a Not Authorized state, and transition to an Authorized state upon completion of a successful handshake. In such systems, there may be no backdoor mechanism, and no capability of directly communicating or interacting with the EASS embedded agent. Example applications include a firearm containing an EASS embedded agent that communicates with an EASS server located on the person of a police officer or soldier, in a nearby vehicle, or in a command station or centralized communications facility. The EASS embedded agent has no initial grace period of operation, because even a short grace period might enable an unauthorized user to discharge the firearm.

A clever thief who has stolen a PC, who has managed to discern the need to establish connections between EASS embedded agents and an EASS server, and who possesses the necessary passwords to gain entry to client and server utilities that enable a connection between an EASS client and an EASS server to be initialized, still fails to overcome the EASS and may, in fact, broadcast the location and use of the stolen PC to the EASS. A different EASS server to which a connection is attempted immediately detects the attempt by the thief to connect the stolen PC to the EASS server by detecting non-initial passwords in the SAVE ME message sent by the EASS embedded agent in order to solicit a handshake operation. The reconnection attempt is readily discernible to a security administrator using utilities provided to display database contents on the EASS server. Connection to a different EASS server fails because the EASS embedded agents power up to the Power-On Grace Period state, rather than the Initial Power-On Grace Period state. The passwords sent to the different EASS server are therefore not identified as initial passwords. The different EASS server may then notify a centralized management or administrative facility of the fraudulent attempt to connect along with the network address from which the attempt was made. An attempt to connect to the same EASS server also fails, because the address of the EASS embedded agents within the PC has changed.

Pseudo-code Implementation

A pseudo-code example implementation of an example EASS server and EASS embedded agent is given below. Although the EASS embedded agent will normally be implemented as a logic circuit, that logic circuit will implement in hardware the algorithm expressed below as pseudo-code. Software and firmware implementations of the EASS embedded agent may, in addition, represent alternate embodiments of the present invention.

```
1  enum MSG_TYPE {AUTHORIZE, CONFIRM_AUTHORIZE, OK, SAVE_ME, DEVICE};
2
3  enum ERRORS {QUEUED_AND_SAVE_ME, MULTIPLE_OKS_LOST, ALARM,
4               CONFIRM_AUTHORIZE_SYNC, NO_ENTRY, QUEUE_ERROR};
5
6  type PASSWORD;
7  type ADDRESS;
8  type TIME;
9
10 const TIME initGrace = 2:00;
11 const TIME saveMe = 0:20;
12
13 class Error
14 {
```

-continued

---

```

15     Error (int err, ADDRESS add);
16 }
17
18     class DeviceMessage
19     {
20     Device Message ();
21     }
22
23     class Device
24     {
25     Device ();
26     Void enable ();
27     Void disable ();
28     Void send (Device Message & dvmsg);
29     Bool receive (Device Message & dvmsg);
30     }
31
32     class Timer
33     {
34     timer (TIME t);
35     void set (TIME t);
36     }
37
38     class TimerInterrupt
39     {
40     TimerInterrupt ();
41     }
42
43     class TimeServer
44     {
45     TimeServer ();
46     TIME nextAuthorizationPeriod (Address add);
47     }
48
49     class Messages
50     {
51     Messages();
52     Bool getNext ();
53     MSG_TYPE getType ();
54     PASSWORD getNewPassword ();
55     PASSWORD getCurrentPassword ();
56     PASSWORD getPreviousPassword ();
57     TIME getTime ();
58     ADDRESS getAddress ();
59     Bool sendAuthorize (PASSWORD npwd, ADDRESS add);
60     Bool sendConfirmAuthorize (PASSWORD npwd, PASSWORD cpwd, ADDRESS add);
61     Bool sendOK (Time t, PASSWORD npwd, ADDRESS add);
62     Bool sendSaveMe (PASSWORD cpwd, PASSWORD ppwd, ADDRESS add);
63     }
64
65     class AgentMessages:Messages
66     {
67     DeviceMessage & getDeviceMsg ();
68     Bool sendDeviceMsg (DeviceMessage & msg);
69     }
70
71     class Passwords
72     {
73     Passwords ();
74     Bool initialPassword (PASSWORD pwd);
75     PASSWORD generateNewPassword ();
76     void queue (ADDRESS add, PASSWORD npwd, PASSWORD ppwd);
77     Bool dequeue (ADDRESS add, PASSWORD & npwd, PASSWORD & ppwd);
78     }
79
80     class Database
81     {
82     Database();
83     Bool newAgent (ADDRESS add, PASSWORD cur, PASSWORD prev, Bool authorized,Time t);
84     Bool updateAgent (ADDRESS add, PASSWORD cur, PASSWORD prev, Bool authorized, Time t);
85     Bool retrieveAgent (ADDRESS add, PASSWORD & cur, PASSWORD & prev, Bool & Authorized,
86     TIME & t);
87     Bool deleteAgent (ADDRESS add);
88     }
89
90     agent (PASSWORD current, PASSWORD previous)
91     {
92     PASSWORD tpwd;
93     Timer time (init, Grace);

```

-continued

---

```

94   AgentMessages msg ();
95   Device dv ();
96   DeviceMessage dvmsg ();
97   Bool authorized = FALSE;
98   Bool enabled = TRUE;
99
100  do
101  {
102      try
103      {
104          while (msg.getNext ())
105          {
106              switch (msg.getType ())
107              {
108                  case AUTHORIZE:
109                      tpwd = msg.getNewPassword ();
110                      msg.sendConfirmAuthorize (tpwd, current, msg.getAddress ());
111                      break;
112                  case OK:
113                      if (tpwd == msg.getNewPassword ())
114                      {
115                          time.set (msg.getTime () - saveMe);
116                          authorized = TRUE;
117                          previous = current;
118                          current = tpwd;
119                          if (!enabled)
120                          {
121                              dv.enable ();
122                              enabled = TRUE;
123                          }
124                      }
125                      break;
126                  case DEVICE:
127                      if (enabled) dv.send (msg.getDeviceMsg ());
128                      break;
129                  default:
130                      break;
131              }
132          }
133          while (dv.receive (dvmsg))
134          {
135              if (enabled) msg.sendDeviceMsg (dvmsg),
136          }
137      }
138      catch (TimerInterrupt)
139      {
140          if (authorized)
141          {
142              authorized = FALSE;
143              msg.sendSaveMe (current, previous, msg.getAddress ());
144              time.set (saveMe);
145          }
146          else
147          {
148              enabled = FALSE;
149              msg.sendSaveMe (current, previous, msg.getAddress ());
150              time.set (SaveMe);
151              dv.disable (),
152          }
153      }
154  }
155  }
156
157  server ()
158  {
159      Messages msg ();
160      PASSWORD current, previous, dcur, dprev, newpw;
161      PASSWORD queuedNew, queuedCurrent, newpass;
162      Passwords pwds ();
163      TIME t;
164      Database db ();
165      ADDRESS add;
166      TimeServer ts ();
167      Bool auth;
168
169      while (msg.getNext ())
170      {
171          switch (msg.getType ())
172          {

```



-continued

```

173 case SAVE_ME:
174     current = msg.getCurrentPassword ();
175     previous = msg.getPreviousPassword ();
176     if (pswds.dequeue (msg.getAddress (), queuedNew, queuedCurrent))
177     {
178         if (queuedCurrent == current)
179         {
180             newpw = pswds.generateNewPassword ();
181             pswds.queue (msg.getAddress (), newpw, current);
182             msg.sendAuthorize (newpw, msg.getAddress ());
183         }
184         else throw (Error (QUEUED_AND_SAVE_ME, msg.getAddress ());
185     }
186     else
187     {
188         if (pswds.initialPassword (current) && pswds.initialPassword
189             (previous))
190         {
191             db.deleteAgent (msg.getAddress ());
192             newpw = pswds.generateNewPassword ();
193             pswds.queue (msg.getAddress (), newpw, current);
194             msg.sendAuthorize (newpw, msg.getAddress ());
195         }
196         else
197         {
198             if (db.retrieveAgent (msg.getAddress (), dcur, dprev, auth,tm)
199             {
200                 if (dcur == current && tm >= getSystemTime ())
201                 {
202                     newpw=pswds.generateNewPassword ();
203                     pswds.queue (msg.getAddress (), newpw, current)
204                     msg.sendAuthorize (newpw, msg.getAddress ());
205                 }
206                 else if (dprev == current && tm >= getSystemTime ())
207                 {
208                     msg.sendOK (ts.nextAuthorizationPeriod (msg.getAddress (),
209                         dcur, msg.getAddress ());
210                 }
211                 else if (dprev == current && tm < getSystemTime ())
212                 {
213                     throw (Error (MULTIPLE_OKS_LOST, msg.getAddress ());
214                 }
215                 else throw (Error (ALARM, msg.getAddress ());
216             }
217             else throw (Error (ALARM, msg.getAddress ());
218         }
219     }
220 case CONFIRM_AUTHORIZE:
221     newpass = msg.getNewPassword ();
222     current = msg.getCurrentPassword ();
223     if (pswds.dequeue (msg.getAddress (), queuedNew, queuedCurrent))
224     {
225         if (newpass == queuedNew && current == queuedCurrent)
226         {
227             if (db.retrieveAgent(msg.getAddress (), dcur,dprev,auth,tm))
228             {
229                 if (dcur == current)
230                 {
231                     tm = ts.nextAuthorizationPeriod (msg.getAddress ());
232                     db.updateAgent(msg.getAddress (),newpass,current,
233                         tm + getSystemTime ());
234                     msg.SendOK (tm, newpass, msg.getAddress ());
235                 }
236                 else
237                 {
238                     throw (Error(CONFIRM_AUTHORIZE_SYNC,
239                         msg.getAddress ());
240                 }
241             }
242             else
243             {
244                 if (pswds.initialPassword (current))
245                 {
246                     tm - ts.nextAuthorizationPeriod (msg.getAddress ());
247                     db.newAgent (msg.getAddress (),newpass,current,
248                         tm + getSystemTime ());
249                     msg.sendOK (tm, newpass, msg.getAddress ());
250                 }
251                 else throw (Error (NO_ENTRY, msg.getAddress ());

```

-continued

```
252         }
253     }
254     else throw (Error (QUEUE_ERROR, msg.getAddress ()),
255               );
256     else throw (Error (ALARM, msg.getAddress ()));
257     break;
258     default;
259     break;
260 }
261 }
262 }
```

Lines 1–11 of the above program include definitions of constants and types used in the remaining lines of the program. Line 1 defines the enumeration MSG\_TYPE that includes five enumerated constants to describe the five different types of messages used to implement the EASS. These types of messages include the AUTHORIZE, CONFIRM AUTHORIZE, OK, and SAVE ME messages described in FIGS. 6A–B and 7A–F, as well as DEVICE messages which are exchanged between the CPU (214 in FIG. 2) and the device controllers (242, 244, 246, 248, and 250 in FIG. 2) via the system controller (218 in FIG. 2) and via any EASS embedded agents residing in the device controllers. On lines 3 and 4, an enumeration is declared for various types of errors and potentially insecure conditions that may arise during operation of both the EASS server and EASS embedded agents. These errors and conditions will be described below in the contexts within which they arise. On lines 6–8, three basic types used throughout the implementation are declared. These types may be implemented either using predefined types, such as integers and floating point numbers, or may be more elaborately defined in terms of classes. These types include: (1) PASSWORD, a consecutive number of bits large enough to express internal passwords used within the EASS, commonly 56, 64, or 128 bits; (2) ADDRESS, a number of consecutive bits large enough to hold communications addresses for EASS servers and EASS embedded agents; and (3) TIME, a time value expressed in hours, minutes and seconds, possibly also including a date and year. On lines 10 and 11, the constants “initGrace” and “saveMe” are defined to be two minutes and 20 seconds, respectively. The constant “initGrace” is the initial grace period following power up during which an EASS embedded agent passes device messages to and from the device controller into which it is embedded without authorization. The constant “saveMe” is the interval at which an EASS embedded agent sends SAVE ME messages to an EASS server in order to reestablish authorization. In an alternative embodiment, both the initial grace period and the SAVE ME interval may be configurable by a user, by the EASS server, by an administrator, or by some combination of users, EASS servers, and administrators.

On lines 13–88, a number of classes are declared that are used in the routines “agent” and “server” that follow. Prototypes for these classes are given, but the implementations of the methods are not shown. These implementations are quite dependent on the specific computer hardware platforms, operating systems, and communications protocols employed to implement the EASS. Much of the implementations of certain of these classes may be directly provided through operating system calls. The class Error, declared on lines 13–16, is a simple error reporting class used in the server routine for exception handling. Only the constructor for this class is shown on line 15. An instance of

this class is initialized through the arguments passed to the constructor. These include an integer value representing the particular error that has been identified and an address value that indicates the network or communications address of the EASS embedded agent that the error relates to.

The class DeviceMessage, declared on lines 18–21, encapsulates methods and data that implement the various kinds of device messages exchanged between the CPU and the device controllers of a PC. The methods and data for this class depend on the types of communications buses employed within the PC and are, therefore, not further specified in this example program. The class Device, declared on lines 23–30, represents the functionality of the device controller within which an EASS embedded agent is embedded. In general, the methods shown for this class would be implemented as hardware logic circuits. The methods include optional methods for enabling and disabling the device declared on lines 26 and 27, a method for sending device messages to the device, declared on line 28, and a method for receiving device messages from the device, declared on line 29.

The class Timer, declared on lines 32–36, is an asynchronous timer used in the agent routine. An asynchronous timer can be initiated for some time period either through the constructor, declared on line 34, or through the method “set,” declared on line 35. If the time period is not reinitialized before the timer expires, the asynchronous timer throws an exception or, when implemented in hardware, raises a signal or causes an interrupt that may then be handled either by the agent routine or the logic circuit that implements the agent routine. The class TimerInterrupt, declared on lines 38–41, is essentially a placeholder class used in the exception handling mechanism to indicate expiration of a timer. The class TimeServer, declared on lines 43–47, is a class used by the server routine for determining the next authorization period for a particular EASS embedded agent. The method “nextAuthorizationPeriod,” declared on line 46, takes the network or communications address of an EASS embedded agent as an argument and returns a time period for which the EASS embedded agent will be next authorized. This authorization period may, in some implementations, be a constant or, in other implementations, the authorization period may be calculated from various considerations, including the identity of the particular EASS embedded agent or the previous authorization history for the EASS embedded agent.

The class Messages, declared on lines 49–63, is a generalized communications class that allows an EASS server to exchange messages with EASS embedded agents. The method “getNext,” declared on line 52, instructs an instance of the Messages class to return a Boolean value indicating whether there are more messages queued for reception. If so, getNext makes that next message the current message from

which information can be obtained by calling the methods declared on lines 53–58. These methods allow for obtaining the type of the message, the address of the sender of the message, and the contents of the message, depending on the type of the message, including new passwords, current passwords, previous passwords, and authorization times. The methods “sendAuthorize” and “sendOK” declared on lines 59 and 61 are used in the server routine to send AUTHORIZE and OK messages to EASS embedded agents, respectively. The methods “sendConfirmAuthorize” and “sendSaveMe” declared on lines 60 and 62 are used in the agent routine to send CONFIRM AUTHORIZE and SAVE ME messages to an EASS server, respectively. The class “AgentMessages,” declared on lines 65–69, derived from the class “Messages,” allows an EASS embedded agent to communicate both with an EASS server as well as with the CPU. In other words, the two methods “getDeviceMsg” and “sendDeviceMsg,” declared on lines 67–68, allow an EASS embedded agent to intercept device messages sent by the CPU to the device controller in which the EASS embedded agent is embedded and to pass device messages from the device controller back to the CPU.

The class Passwords, declared on lines 71–78, is used within the server routine for queuing certain password information as well as for generating passwords and determining whether a password is an initial password. The method “initialPassword,” declared on line 74, takes a password as an argument and returns a Boolean value indicating whether the password is an initial password or not. The method “generateNewPassword,” declared on lines 75, generates a new, non-initial password to pass to an EASS embedded agent as part of an AUTHORIZE message. A more sophisticated implementation of generateNewPassword might use an input argument that identifies a particular EASS embedded agent for generating new passwords specific to particular EASS embedded agents. The methods “queue” and “dequeue,” declared on lines 76–77, are used in the server routine for temporarily storing address/new password/previous password triples. The class Database, declared on lines 80–88, represents the database (618 in FIG. 6A) used by the server to track EASS embedded agents that are authorized by the server. The methods declared on lines 83–87 allow for adding new agents into the database, updating a database entry corresponding to an agent, retrieving the contents of an entry corresponding to an agent, and deleting the entry for an agent. The address of an EASS embedded agent is used as the unique identifier to identify that agent’s entry in a database. In other implementations, a unique identifier may be generated and stored in the database for each EASS embedded agent authorized by the server routine rather than using the address of the EASS embedded agent.

The routine “agent,” declared on lines 90–155, is an example implementation of an EASS embedded agent. The agent routine takes two passwords, “current” and “previous,” as arguments. These two input arguments represent the non-volatile current and previous password registers 604 and 606 shown in FIG. 6A. Various local variables are declared on lines 92–98. These include a temporary password “tpwd,” an asynchronous timer “time,” an instance of the AgentMessages class “msg,” an instance of the device class “dv” that represents the device controller into which the EASS embedded agent is embedded, a device message “dvmsg,” and two Boolean variables “authorize” and “enabled.” The agent routine is implemented within a single “do” loop starting at line 100 and ending at line 154. Within this “do” loop, the agent routine continuously receives and

responds to messages from a remote EASS server as well as passes messages exchanged between the CPU and the device controller in which the EASS embedded agent is embedded.

A large portion of the message handling logic is enclosed within a try block that begins on line 102 and ends on line 137. Exceptions generated during execution of the code within the try block are handled in the catch block beginning on line 138 and extending to line 153. In the case of the agent routine, exceptions are generated by the asynchronous timer “time.” Within the “while” loop that begins on line 104 and extends through line 132, the agent routine handles any messages received from a remote EASS server and responds to those messages as necessary. The “while” statement on line 104 iteratively calls the getNext method of the AgentMessages instance “msg” to retrieve each successive message that has been received and queued internally by msg. When the member “getNext” returns a TRUE value, msg has set an internal pointer to make the next queued message the current message. When the member “getNext” returns a FALSE value, there are no further messages that have been received and queued. Thus, any members of msg called within the “while” loop on lines 106–130 that retrieve values from messages retrieve those values from the current message.

If the current message is an AUTHORIZE message, as detected on line 108, the agent routine saves the new password contained in the AUTHORIZE message in the local password variable “tpwd,” on line 109, and returns a CONFIRM AUTHORIZE message to the EASS server on line 110. If the message received from the EASS server is an OK message, as detected on line 112, the routine agent first checks, on line 113, if the new password contained within the OK message is the same as the new password stored in the local password variable “tpwd.” If so, the routine agent reinitializes the asynchronous timer on line 115, sets the local variable “authorized” to the value TRUE on line 116, transfers the contents of the password variable “current” into the password variable “previous” on line 117, transfers the new password from the local password variable “tpwd” into the local password variable “current,” and, if the local variable “enabled” contains the value FALSE, enables the device by calling the member “enable” on line 121 and sets the local variable “enable” to TRUE on line 122. If, on the other hand, the new password contained in the OK message is not equal to the new password contained in the local password variable “tpwd,” then the agent routine simply ignores the received OK message. If the message received is a device message, as detected on line 126, and if the local variable “enabled” has the value TRUE, then the agent routine passes that received device message on to the device by calling the device member “send” on line 127. If the received message is not of the type AUTHORIZE, OK, or DEVICE, the agent routine simply ignores the message.

Once all the received and queued messages have been handled in the “while” block starting on line 104 and continuing to line 132, the agent routine passes any messages sent by the device to the CPU if the local variable “enable” has the value TRUE. Messages are received from the device by calling the receive member of the Device instance “dv” and are transmitted by the agent routine to the CPU by calling the member “sendDeviceMsg” of the AgentMessages instance “msg.”

If the asynchronous timer “time” expires and generates an interrupt, that interrupt is handled on lines 140–152. If the local variable “authorized” has the value TRUE, then authorized is set to the value FALSE on line 142, a SAVE ME message is sent by the agent routine to the EASS server on

line 143, and the asynchronous timer "time" is reinitialized on line 144. However, if the local variable "authorized" has the value FALSE, then the asynchronous timer has already once expired after the agent routine failed to acquire authorization from the remote EASS server. In that case, the agent routine sets the local variable "enable" to FALSE on line 148, sends another SAVE ME message to the EASS remote server on line 149, reinitializes the asynchronous timer on line 150, and finally disables the device on line 151 by calling the member "disable" of the Device instance "dv."

The routine "server" on lines 157–264 implements the EASS server. Local variables are declared on lines 159–167, including an instance of the Messages class "msg," an instance of the Passwords class "pwds," an instance of the Database class "db," and an instance of the TimeServer class "ts." A number of local PASSWORD variables are declared, including the local variables "current," "previous," "dcur," "dprev," "newp," "queuedNew," "queuedCurrent," and "newpass." In addition, a local TIME variable "tm," a local ADDRESS variable "add," and a local Boolean variable "auth" are declared.

The server routine continuously receives messages from EASS embedded agents and, as necessary, responds to those messages in the "while" loop beginning on line 169 and ending on line 262. The server routine receives only two types of messages: SAVE ME messages as detected on line 173, and CONFIRM AUTHORIZE messages, as detected on line 220.

If the next received message is a SAVE ME message, the server routine first extracts the current and previous passwords from the SAVE ME message and places them into the local PASSWORD variables "current" and "previous," respectively. The server routine then attempts to dequeue an address/new password/current password triple from the "pwds" instance of the Passwords class. The address of the EASS embedded agent that sent the SAVE ME message is used as a unique identifier to locate the queued triple. If a triple is found, as detected on line 176, and if the current password extracted from the SAVE ME message is equal to the current password saved within the triple, as detected on line 178, then the server routine must have previously sent an AUTHORIZE message to the EASS embedded agent, but the handshake mechanism must have failed after the AUTHORIZE message was sent. In this case, the server routine simply generates a new password on line 180, queues the address/new password/current password triple on line 181, and sends a new AUTHORIZE message to the EASS embedded agent on line 182. If, on the other hand, the current password extracted from the SAVE ME message is not equal to the current password dequeued from pwds, a more serious error has occurred and the routine server throws a QUEUED\_AND\_SAVE\_ME exception on line 184. The exception handlers are not shown in this example program because they are quite dependent on implementation details and detailed error handling strategies that may vary depending on the use to which the EASS has been applied.

If there is no queued entry for the EASS embedded agent, then, on line 188, the server routine calls the initialPassword member of pwds in order to determine whether both the current and previous passwords that were included in the SAVE ME message are special initial passwords. If these passwords are initial passwords, then, beginning on line 191, the server routine deletes any database entries for the EASS embedded agent, generates a new password, queues a new address-new password-current password triplet, and sends an AUTHORIZE message to the EASS embedded agent on

line 194. This is done because the SAVE ME message was sent from an EASS embedded agent in the Initial Power-On Grace Period state (410 in FIG. 4), or, in other words, from an EASS embedded agent that is attempting to connect to the server either for the first time or for the first time following a reinitialization. If, on the other hand, the current and previous passwords in the SAVE ME message are not initial passwords, then the server routine attempts, on line 198, to retrieve from the database an entry corresponding to the EASS embedded agent identified by the address of the agent. If an entry exists in the database, then the server routine attempts to identify, on lines 200–217, a scenario by which the SAVE ME message was sent by the EASS embedded agent. If no entry is present in the database for the EASS embedded agent, then the server routine throws an alarm exception on line 217. This alarm exception indicates a potential attempt by a stolen or otherwise misused PC to establish a connection and authorization with the EASS server represented by the server routine.

On line 200, the server routine compares the current password stored within the retrieved database entry to the current password retrieved from the SAVE ME message and compares the expiration time stored in the database to the current time as retrieved by the operating system routine "getSystemTime." If the current password in the database entry is the same as the current password in the SAVE ME message and authorization has not yet expired for the EASS embedded agent, then a likely explanation for the SAVE ME message is that a previous CONFIRM AUTHORIZE message sent from the EASS embedded agent to the server routine was lost. Therefore, the server routine, on lines 202–204, generates a new, non-initial password, queues a new address-new password-current password triple, and sends a new AUTHORIZE message to the EASS embedded agent. If, on the other hand, the previous password from the database entry equals the current password in the SAVE ME message and authorization has not expired, then an OK message from the server routine to the EASS embedded agent was probably lost, and the server routine resends the OK message on lines 208–209. If the previous password from the database entry equals the current password in the SAVE ME message and authorization has expired, probably multiple OK messages have been lost indicating some error in communications, and the server routine throws a MULTIPLE\_OKS\_LOST exception on line 213. Finally, if the contents of the database entry do not reflect one of the above three scenarios handled on lines 200–214, the received SAVE ME message most likely indicates an attempt to establish a connection and acquire authorization by a stolen or misused EASS embedded agent and the server routine therefore throws an alarm exception on line 215.

When the server routine receives a CONFIRM AUTHORIZE message, it first extracts the new password and current password from the CONFIRM AUTHORIZE message on lines 221 and 222. The server routine then attempts to dequeue an address-new password-current password triple on line 223 corresponding to the EASS embedded agent that sent the CONFIRM AUTHORIZE message. If a queued triple is found, then the code contained in lines 225–255 may be executed in order to properly respond to the CONFIRM AUTHORIZE message. If there is no queued triple, then, on line 256, the server routine throws an alarm exception to indicate a potential attempt to connect to the server and to acquire authorization from the server by a stolen or misused EASS embedded agent. After dequeuing a triple, the server routine checks, on line 227, whether the new password and current password retrieved from the CONFIRM AUTHO-

RIZE message correspond to the new password and current password that were queued in the dequeued triple. If so, then the server routine attempts, on line 227, to retrieve a database entry for the EASS embedded agent. If a database entry is retrieved, then the server routine tests, on line 229, whether the current password in the database entry is equal to the current password in the CONFIRM AUTHORIZE message. If so, the CONFIRM AUTHORIZE message is a valid response to a previous AUTHORIZE message sent by the server routine to the EASS embedded agent, and, on lines 231–234, the server routine updates the database entry for the EASS embedded agent and sends an OK message to the agent. If, on the other hand, the current password retrieved from the database entry is not equal to the current password that was retrieved from the queue, the server routine throws a CONFIRM\_AUTHORIZE\_SYNC exception on line 238. If there was no database entry corresponding to the EASS embedded agent, but if the current password included in the CONFIRM AUTHORIZE message was an initial password, then this CONFIRM AUTHORIZE message came from a EASS embedded agent in the Initial Power-On Grace Period (410 in FIG. 4) and the server routine creates a new database entry for the EASS embedded agent and sends an OK message to the EASS embedded agent. However, if the password included in the CONFIRM AUTHORIZE message is not an initial password, then the server routine throws a NO\_ENTRY exception indicating a serious problem in the handshake. If no triple was found in the queue corresponding to the EASS embedded agent that sent the CONFIRM AUTHORIZE message, the server routine, on line 256, throws a QUEUE\_ERROR exception indicating a potential problem with the queuing mechanism.

One skilled in the art will recognize that the above-described implementation of an example EASS server and EASS embedded agent describes one potential embodiment of the present invention and that other implementations may be realized. For example, the EASS server can be implemented in any number of programming languages for any number of different operating systems and hardware platforms. The EASS embedded agent is preferably implemented as a hardware logic circuit within the device controller for the device into which the EASS embedded agent is embedded. A hardware logic circuit cannot be removed without destroying the device controller. A firmware or software routine can, by contrast, be removed or re-installed. The handshake mechanism can be implemented with any number of different communication message protocols, with any number of different types of databases, and with any number of different strategies for handling potential error and alarm exception. Furthermore, additional error and alarm conditions might be detected by a more elaborate implementation. The database may itself be encrypted or protected by additional security mechanisms.

In the above-described embodiment, an EASS embedded agent can only receive authorization by first sending a SAVE ME message to an EASS server. In alternative embodiments, the EASS server or a user of the system hosting the EASS embedded agents may be provided with the capability to initiate authorization of an EASS embedded agent. Moreover, the EASS embedded agents may be manufactured to contain an initial unlock password and to initially have an unlimited period of authorization. Once the system hosting the EASS embedded agent is powered up and running, the EASS embedded agent can then be identified by an EASS server and controlled by the EASS server by sending the EASS embedded agent an authorization for a period of time which overrides the unlock password and

initial unlimited period of authorization and which requires the EASS embedded agent to be re-authorized prior to expiration of the period of time of authorization.

#### Additional EASS Components and Additional Applications for the EASS

The EASS server may include a package of system administration utilities that allow a system administrator to configure and monitor the EASS server's authorization activities. These utilities can be used to graphically display the contents of the database associated with the EASS server and to allow the system administrator to manipulate those contents. Also, the EASS client and EASS server may contain additional utilities that allow a privileged user to reinitialize EASS embedded agents in the event of disconnections or corruptions so that the EASS embedded agents can reconnect to EASS servers to reestablish authorization.

The embodiments of the present invention described above are directed towards providing component-level security for a PC. The EASS does not require users to know or remember passwords. All password information is internally generated and internally manipulated by the EASS. The EASS cannot be easily thwarted by reconfiguring the software on a PC or even by replacing a firmware component such as a PROM. This is because the EASS embedded agents are contained within the ASICs that implement the various device controllers. If those EASS embedded agents do not quickly establish a connection to an EASS server and do not quickly transition from an Initial Power-On Grace Period state or a Power-On Grace Period state to an Authorized state, the devices controlled by the EASS embedded agents will fail to operate.

In the special case of an EASS embedded agent that is embedded within the circuitry of a hard disk controller, the EASS embedded agent may additionally encrypt data that is received over a communications bus for storage on the physical platters of the disk and may decrypt data read from those physical platters before sending the data back through the communications bus. In this fashion, even if a thief were to steal the hard disk and remove the disk controller circuitry, the data contained on the disk would not be available for use. The data can be encrypted by any of many well-known techniques, including RSA-based encryption and password-based encryption.

In addition, embodiments of the present invention have applications in other areas related to security and in many areas not related to security. One area in which the present invention can be applied is that of enabling hardware or software components of a PC from a remote site on a pay-per-use or pay-for-purchase basis. It is increasingly common for the incremental costs associated with installation of a specialized hardware device or specialized software program during the manufacturing process to be quite small for a given PC. For example, the cost of installing a software program on a hard disk during the manufacturing process may have an incremental cost of well under a dollar. Likewise, the actual physical circuitry that implements many specialized devices can be mass-produced at a very low cost per unit. However, the cost of installing the specialized hardware components or software once the PC has been manufactured and sold may be much higher. For this reason, it is desirable for PC manufacturers to include popular specialized hardware devices and software programs at the time of manufacture in a disabled state. The purchaser of the PC can then pay a fee either for using the hardware components or software programs or can later

purchase the hardware components or software programs. In the former case, the device or program can be enabled, or authorized, for some time period. In the latter case, the device or software program can be enabled on a permanent basis. Embodiments of the present invention, including a server, client, and a number of embedded agents, could be used as a basis to provide for selectively enabling and disabling both hardware components and software programs. In the case of software programs, for example, the embedded agent within the disk controller could selectively make available data stored on the disk, including a non-volatile copy of the software program to be enabled.

In a slightly different application of the present invention, the EASS may be employed to protect software manufacturers from software pirates. Software programs, including operating system software, can be manufactured to require authorization by EASS embedded agents, or software-implemented EASS embedded agents may be incorporated into the software programs themselves. Thus, for example, a running database management system or operating system may incorporate software-implemented EASS embedded agents that require periodic authorization from an EASS server. Alternatively, an EASS embedded agent within the disk controller on which the programs are stored may be controlled by an EASS server to selectively enable and disable particular programs.

Another application for embodiments of the present invention is in the field of adaptive systems. Such systems automatically reconfigure themselves to adapt to changing demands placed on their components. The protocol for communications between a server and embedded agents can be expanded to allow for general information exchange relating to the load experienced by a particular device and the throughput achieved by the device. The server can collect such information and direct the embedded agents to enable additional components where needed or to fine tune and adjust the operation of components to better handle the demands placed on the components. For example, additional CPUs or disk drives can be enabled and configured into the system when processing bottlenecks and non-volatile storage space becomes scarce. System components can be enabled and disabled in order to effect load balancing.

The present invention may be applied to security systems for devices other than PCs, including more complex computer systems or even to electromechanical systems such as airplanes, automobiles, diesel locomotives, and machine tools. The present invention could also be applied in industrial control processes to start and stop production components and machine tools.

Embodiments of the present invention also may be applied to protecting firearms. Electromechanical devices that include EASS embedded agents may be incorporated into electromechanical trigger locks or firing mechanisms. Authorization of the EASS embedded agents might be controlled from a centralized EASS server to insure that only licensed firearms within predetermined geographical locations can be fired. In such cases, the communications medium that allow exchange of messages between an EASS server and an EASS embedded agent may be a microwave or satellite link.

Diagnosing and correcting defects in complex systems is yet another problem area in which the present invention may find application. In the embodiment discussed above, the EASS server can easily determine when a particular EASS embedded agent is no longer functioning, indicating that the EASS embedded agent and the device controller into which

it is embedded have been powered down or damaged. A system administrator or a diagnostician can use a graphical display of contents of the database associated with the EASS server to identify powered-down or defective devices. In this case, the database could be expanded to include more specific information about the geographical location of each EASS embedded agent, as well as the identity and type of device that the EASS embedded agent is controlling. The data included in the database can be presented in many different fashions with a variety of different graphical user interfaces allowing, for example, information about all the EASS embedded agents within a particular computer to be displayed within a diagram of that computer. As another example, EASS embedded agents may be incorporated into control points within utility energy grids to provide diagnostic and maintenance capabilities.

EASS embedded agents may be embedded into home entertainment systems to protect the home entertainment systems from theft and misuse. EASS embedded agents may also serve to obtain identification information from media containing recorded audio and/or video data inserted into a home entertainment system, or similar broadcast or display device, and provide the identification information to a remote server in order to receive authorization from the remote server for broadcast or display of the recorded audio and/or video data. Similarly, EASS embedded agents may serve to obtain identification information from an electronic card or key in order to obtain authorization from a remote server for the operation of a motorized vehicle or firearm. EASS embedded agents may even be embedded in paper currency or cash machines to monitor cash transactions and prevent acceptance of counterfeit currency. The fact that, in all of these applications, an EASS embedded agent is involved in obtaining identification information from media, electronic cards, or keys, provides for remote monitoring of the use of protected systems and flexible remote control of the authorization for use of the protected systems. For example, although a thief may steal both a car and the key to the car, the owner can still contact the administrator of the remote server to discontinue authorization of the use of the car.

The list of devices and systems that may be protected and made secure by hosting EASS embedded agents is almost limitless, as are the specific messaging protocols, states inhabited by EASS embedded agents, and mechanisms by which EASS embedded agents deactivate or disable their host. For example, in some cases, an EASS embedded agent may electromechanically block, disable, disarm, or otherwise actively disrupt operation of a host. In other cases, the EASS embedded agent may simply fail to pass messages needed by the host to maintain a state of operability. A partial list of system and device categories that may be secured via embedded EASS agents follows:

#### Automotive

EASS embedded agents may be included within ignition systems of cars, trucks, and other types of vehicles, as well as in mechanical components including fuel delivery components, engine components, drive train components, and steering components. Additionally, audio and video components, GPS systems, and other electronic devices installed in cars, trucks or other types of vehicles may host EASS embedded agents. The EASS server or servers may be located within the vehicle, in some cases, or may be located in one or more fixed locations, providing coverage for a region in which the EASS embedded agents are meant to be authorized.

### Aviation

EASS embedded agents may be included within ignition systems of airplanes, helicopters, and perhaps even space vehicles, as well as in electrical and mechanical components including fuel delivery components, engine components, audio and video components, GPS systems, avionics, communications and navigation systems, and other such components. The EASS server or servers may be located within the vehicle, in some cases, or may be located in one or more fixed locations, providing coverage for a region in which the EASS embedded agents are meant to be authorized.

### Banking and Financial Systems

EASS embedded agents may be included within automatic teller machines and other electronic payment systems that enable automated transfer of funds, bank safes and safe deposit box rooms, teller drawers, and in credit cards, debit cards and similar devices that permit electronic or manual financial transactions. The EASS server or servers may be located within bank branch offices, in some cases, or may be located in more central locations, such as regional or national offices. Alternatively, EASS servers may be hierarchically organized, with lower-level EASS servers in branch offices themselves hosting EASS embedded agents authorized by higher-level EASS servers in regional or national offices.

### Building and Construction

EASS embedded agents may be included within security systems that control access to buildings, that monitor the interior and exterior environments of buildings, and that provide warnings through various mechanisms and media. Additionally, tools and equipment used to construct and repair buildings may host EASS embedded agents, with EASS servers located within the building, in some cases, and in more centralized locations, in other cases. When EASS servers are located in the building, authorization of an EASS embedded agent may directly or indirectly depend on the EASS embedded agent being located within the building, or within some threshold distance from the building.

### Computer Hardware and Peripheral Devices

Any computer component or peripheral device containing an integrated circuit that is a part of or connected to a computer, including personal digital assistants, hand held devices, tablet and pen-based computers, laptops, desktops, workstations, servers, mini-computers, and mainframes, may be protected by one or more EASS embedded agents.

### Consumer Electronics

Any consumer electronics device containing an integrated circuit may be secured by hosting an EASS embedded agent. Examples include audio and video equipment, photographic equipment, appliances, and game devices.

### Defense Systems, Weapons, and Armaments

Defense systems, weapons, and armaments represent an especially suitable area for EASS-based security. EASS embedded agents may be included in a wide range of devices, including firearms, missiles, bombs, ordnance, launching, targeting, tracking, and delivery systems, armored vehicles, and other types of weapons systems. Complex and fault-tolerant hierarchies and networks of EASS servers may be employed to exert multi-tiered authorization control within regions, sub-regions, and local areas of interest.

### Energy

Power generation systems, fuel and energy storage and dispensing facilities, oil refineries and gas distillation facilities, and other energy-related devices and systems represent an increasingly critical and valuable societal

resource and an ever-present danger to surrounding communities and regions. Subsystems, components, and transport and intercommunication media for such systems may be protected by EASS embedded agents.

### Entertainment

Cable and satellite technology-based delivery systems, including pay per view services, may be secured and controlled by EASS embedded agents.

### Manufacturing

Motors, pumps, generators, compressors, conveyors, shaping, cutting, drilling, and welding systems, robotic systems, process instrumentation, sensors, and other components of industrial manufacturing facilities may be protected by EASS embedded agents.

### Marine

EASS embedded agents may be included within ignition systems of personal watercraft, boats, ships, submarines, and other types of watercraft, as well as in mechanical components including fuel delivery components, engine components, drive train components, and steering components. Additionally, audio and video components, GPS systems, navigation systems, radar and sonar systems, and other electronic devices installed in boats, ships, submarines, and other types of watercraft may host EASS embedded agents. The EASS server or servers may be located within the watercraft, in some cases, or may be located in one or more fixed locations, providing coverage for a region in which the EASS embedded agents are meant to be authorized.

### Medical and Scientific

EASS embedded agents may be hosted by a wide variety of scientific, technical, and medical instrumentation, including diagnostic equipment, measurement and monitoring equipment, therapeutic devices, devices that dispense medication, medical information storage systems, radiation sources, and other such devices and systems.

### Personal Identification

EASS embedded agents may be hosted by smart, electronic passports, driver's licenses, and other personal identification documents and devices.

### Security Systems

Standard, non-EASS security systems may be additionally secured via EASS embed agents and EASS servers, including sensors, monitors, video equipment, alarm systems, card keys, smart cards, retinal scanners, finger-print identification systems, and other biometric devices. By embedding EASS agents in such devices, and additional level of security is obtained. As discussed above, EASS security is different from such methods in that passwords and keys are not exposed, and constant authorization is required to maintain operability. Thus, EASS security may complement other types of security mechanisms.

### Telecommunications Equipment

EASS embedded agents may be hosted by any device containing an integrated circuit that is used as part of a cable or wireless telecommunication network to transmit audio, video, and/or encoded data. For example, EASS embedded agents may be hosted by cellular phones, personal digital assistants, pagers, radios, high-end communications switching and distribution systems, video conferencing systems, and broadcast facilities and equipment.

Although the present invention has been described in terms of preferred embodiments, it is not intended that the invention be limited to these embodiments. Modifications within the spirit of the invention will be apparent to those skilled in the art, and in alternate scenarios as described above. For example, while EASS embedded agents are

preferably implemented as hardware circuitry, software implementations could be devised to provide an EASS that can be implemented on existing computers without specialized circuitry built into device controller ASICs. As pointed out above, the EASS client could possibly be omitted in certain embodiments where it is possible to directly establish communications between EASS embedded agents and EASS servers. The method in which the EASS server stores and manipulates stored authorization and embedded agent information may differ widely in different embodiments. A relational database, a flat file, record-based database, or an object-oriented database could be used to store the information, and any number of hybrid systems can be devised using combinations of these types of databases. The handshake mechanism, the mechanism for announcing the presence of embedded agents, and the mechanism for reinitializing embedded agents can differ markedly in different embodiments, as can the formats and contents of the messages exchanged between EASS servers and EASS embedded agents. Certain embodiments may allow a particular EASS embedded agent to communicate with several EASS servers in order to provide additional reliability or geographical flexibility. An EASS server may be owned and operated by an entity protecting its own, on-site computers or machines, or an EASS server service may be provided by specialized security providers over the Internet or other communications media. In the above specification, simple single or multiple EASS server and EASS embedded agent applications are described, but a much more complex network, or graph, of EASS servers may be implemented for specialized applications. For example, EASS servers may be hierarchically organized, with lower level EASS servers authorizing subsets, perhaps overlapping with subsets authorized by other lower level EASS servers, while the low-level EASS servers are themselves authorized by higher-level EASS servers. Graph-like authorization networks may be exploited to avoid single-point failure within such systems. Any number of different types of devices can be controlled by EASS embedded agents implemented either as hardware circuitry within the devices, as specialized programs within other programs that control the device, or implemented as hardware/software hybrids. The present invention can be applied not only to the problem of securing PCs and components within PCs, but also to problems of fault tolerance, adaptive systems, reconfiguration of systems, monitoring of components within systems, and other similar systems or environments.

The foregoing description, for purposes of explanation, used specific nomenclature to provide a thorough understanding of the invention. However, it will be apparent to one skilled in the art that the specific details are not required in order to practice the invention. The foregoing descriptions of specific embodiments of the present invention are presented for purpose of illustration and description. They are not intended to be exhaustive or to limit the invention to the precise forms disclosed. Obviously many modifications and variations are possible in view of the above teachings. The embodiments are shown and described in order to best explain the principles of the invention and its practical applications, to thereby enable others skilled in the art to best utilize the invention and various embodiments with various modifications as are suited to the particular use contemplated. It is intended that the scope of the invention be defined by the following claims and their equivalents:

What is claimed is:

1. A system for securing an automotive system, the system comprising:

- an automotive system including a device;
- an agent embedded in the device that, when authorized, enables operation of the device and that, when not authorized, disables operation of the device; and
- a server coupled to the embedded agent that, by exchanging a number of messages with the embedded agent that together compose a handshake operation, authorizes the embedded agent to enable operation of the device.

2. The system of claim 1 wherein the automotive system is one of:

- an automobile;
- a truck;
- a fuel delivery component of an automobile;
- an engine component of an automobile;
- a drive train component of an automobile;
- a steering component of an automobile;
- an audio component of an automobile
- a video component of an automobile; and
- a GPS systems installed in an automobile.

3. A system for securing an aircraft system, the system comprising:

- an aircraft including a device;
- an agent embedded in the device that, when authorized, enables operation of the device and that, when not authorized, disables operation of the device; and
- a server coupled to the embedded agent that, by exchanging a number of messages with the embedded agent that together compose a handshake operation, authorizes the embedded agent to enable operation of the device.

4. The system of claim 3 wherein the aircraft system is one of:

- an airplane;
- a helicopter;
- an ignition system;
- a fuel delivery component;
- an engine component;
- audio and video components;
- an audio and video components;
- a GPS system;
- an avionics; and
- a communications and navigation system.

5. A system for securing a banking system, the system comprising:

- a banking system including a device;
- an agent embedded in the device that, when authorized, enables operation of the device and that, when not authorized, disables operation of the device; and
- a server coupled to the embedded agent that, by exchanging a number of messages with the embedded agent that together compose a handshake operation, authorizes the embedded agent to enable operation of the device.

6. The system of claim 5 wherein the banking system is one of:

- an automatic teller machine;
- a bank safe;



37

a safe deposit box room;  
 a teller drawer;  
 a credit card; and  
 a debit card.

7. A system for securing a building system, the system comprising:  
 a building including a device;  
 an agent embedded in the device that, when authorized, enables operation of the device and that, when not authorized, disables operation of the device; and  
 a server coupled to the embedded agent that, by exchanging a number of messages with the embedded agent that together compose a handshake operation, authorizes the embedded agent to enable operation of the device.

8. The system of claim 3 wherein the building system is one of:  
 a building;  
 a security system that controls access to a building;  
 a security system that monitors the interior environment of a building;  
 a security system that monitors the exterior environment of a building;  
 a security system within a building that provides warnings; and  
 equipment used to construct and repair a building.

9. A system for securing a computer-related system, the system comprising:  
 a computer-related system including a device;  
 an agent embedded in the device that, when authorized, enables operation of the device and that, when not authorized, disables operation of the device; and  
 a server coupled to the embedded agent that, by exchanging a number of messages with the embedded agent that together compose a handshake operation, authorizes the embedded agent to enable operation of the device.

10. The system of claim 9 wherein the computer-related system the is one of:  
 a personal digital assistant;  
 a hand-held device;  
 a tablet-based computer;  
 a pen-based computer;  
 a laptop;  
 a desktop;  
 a workstation;  
 a server;  
 a mini-computer;  
 a mainframe;  
 a printer;  
 networking equipment, including a hub, a router, and a concentrator;  
 a display device; and  
 an input device.

11. A system for securing a consumer electronics device, the system comprising:  
 a consumer electronics device including a subcomponent;  
 an agent embedded in the subcomponent that, when authorized, enables operation of the subcomponent and that, when not authorized, disables operation of the subcomponent; and  
 a server coupled to the embedded agent that, by exchanging a number of messages with the embedded agent that

38

together compose a handshake operation, authorizes the embedded agent to enable operation of the subcomponent.

12. The system of claim 11 wherein the consumer electronics device is one of:  
 an audio device;  
 a video device;  
 a photographic device;  
 a fax machine;  
 a copy machine;  
 an appliance, and  
 a game device.

13. A system for securing a weapons system, the system comprising:  
 a weapons system, including a device;  
 an agent embedded in the device that, when authorized, enables operation of the device and that, when not authorized, disables operation of the device; and  
 a server coupled to the embedded agent that, by exchanging a number of messages with the embedded agent that together compose a handshake operation, authorizes the embedded agent to enable operation of the device.

14. The system of claim 13 wherein the weapons system is one of:  
 a firearm;  
 a missile;  
 a bomb;  
 ordinance;  
 a launching system;  
 a tracking system;  
 a targeting system;  
 a weapons delivery system; and  
 an armored vehicle.

15. A system for securing an energy system, the system comprising:  
 an energy system including a device;  
 an agent embedded in the device that, when authorized, enables operation of the device and that, when not authorized, disables operation of the device; and  
 a server coupled to the embedded agent that, by exchanging a number of messages with the embedded agent that together compose a handshake operation, authorizes the embedded agent to enable operation of the device.

16. The system of claim 15 wherein the is one of:  
 a power generation system;  
 a fuel storage facility;  
 an energy storage facility;  
 a fuel dispensing facility;  
 an energy dispensing facility;  
 an oil refinery; and  
 a gas distillation facility.

17. A system for securing an entertainment-related system, the system comprising:  
 an entertainment-related system including a device;  
 an agent embedded in the device that, when authorized, enables operation of the device and that, when not authorized, disables operation of the device; and

a server coupled to the embedded agent that, by exchanging a number of messages with the embedded agent that together compose a handshake operation, authorizes the embedded agent to enable operation of the device.

18. The system of claim 3 wherein the entertainment-related system is one of:

- a cable delivery system;
- a satellite delivery system; and
- a wireless delivery system.

19. A system for securing a manufacturing system, the system comprising:

- a manufacturing system including a device;
- an agent embedded in the device that, when authorized, enables operation of the device and that, when not authorized, disables operation of the device; and
- a server coupled to the embedded agent that, by exchanging a number of messages with the embedded agent that together compose a handshake operation, authorizes the embedded agent to enable operation of the device.

20. The system of claim 19 wherein the manufacturing system is one of:

- a motor;
- a pump;
- a generator;
- a compressor;
- a conveyor;
- a shaping system;
- a cutting system;
- a drilling system;
- a welding system;
- a robotic system;
- a process instrument; and
- a sensor.

21. A system for securing a marine system, the system comprising:

- a marine system including a device;
- an agent embedded in the device that, when authorized, enables operation of the device and that, when not authorized, disables operation of the device; and
- a server coupled to the embedded agent that, by exchanging a number of messages with the embedded agent that together compose a handshake operation, authorizes the embedded agent to enable operation of the device.

22. The system of claim 21 wherein the marine system is one of:

- a personal watercraft,
- a boat;
- a ship;
- a submarine;
- an ignition system of a watercraft;
- a fuel delivery component of a watercraft;
- an engine component of a watercraft;
- a drive train component of a watercraft;
- a steering component of a watercraft;
- an audio component of a watercraft;
- a video component of a watercraft;
- a GPS system of a watercraft;
- a navigation system of a watercraft;
- a radar system of a watercraft; and
- a sonar system of a watercraft.

23. A system for securing medical equipment, the system comprising:

- medical equipment including a device;
- an agent embedded in the device that, when authorized, enables operation of the device and that, when not authorized, disables operation of the device; and
- a server coupled to the embedded agent that, by exchanging a number of messages with the embedded agent that together compose a handshake operation, authorizes the embedded agent to enable operation of the device.

24. The system of claim 23 wherein the medical equipment is one of:

- diagnostic equipment;
- measurement equipment;
- monitoring equipment;
- therapeutic equipment;
- medication dispensing equipment;
- medical information storage equipment;
- radiation source equipment; and
- injectable or implantable electronic medical devices.

25. A system for securing a personal identification device, the system comprising:

- a personal identification device including a subcomponent;
- an agent embedded in the subcomponent that, when authorized, enables operation of the subcomponent and that, when not authorized, disables operation of the subcomponent; and
- a server coupled to the embedded agent that, by exchanging a number of messages with the embedded agent that together compose a handshake operation, authorizes the embedded agent to enable operation of the subcomponent.

26. The system of claim 3 wherein the personal identification device is one of:

- an electronic passport;
- an electronic driver's license; and
- an electronic personal identification document.

27. A system for securing a security device, the system comprising:

- a security device including a subcomponent;
- an agent embedded in the subcomponent that, when authorized, enables operation of the subcomponent and that, when not authorized, disables operation of the subcomponent; and
- a server coupled to the embedded agent that, by exchanging a number of messages with the embedded agent that together compose a handshake operation, authorizes the embedded agent to enable operation of the subcomponent.

28. The system of claim 27 wherein the security device is one of:

- a sensor;
- a monitor;
- a video device;

41

an alarm system;  
a card key;  
a smart card;  
a retinal scanning device;  
a finger-print identification device; and  
an embedded agent security system server.  
29. A system for securing a telecommunications network,  
the system comprising:

42

a telecommunications network including a device;  
an agent embedded in the device that, when authorized,  
enables operation of the device and that, when not  
authorized, disables operation of the device; and  
5 a server coupled to the embedded agent that, by exchang-  
ing a number of messages with the embedded agent that  
together compose a handshake operation, authorizes  
the embedded agent to enable operation of the device.

\* \* \* \* \*

UNITED STATES PATENT AND TRADEMARK OFFICE  
**CERTIFICATE OF CORRECTION**

PATENT NO. : 6,594,765 B2  
DATED : July 15, 2003  
INVENTOR(S) : Sherman et al.

Page 1 of 1

It is certified that error appears in the above-identified patent and that said Letters Patent is hereby corrected as shown below:

Column 37,

Line 1, delete the numeral "3" and insert the numeral -- 7 --.

Column 39,

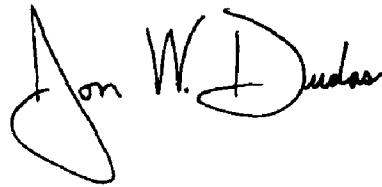
Line 1, delete the numeral "3" and insert the numeral -- 17 --.

Column 40,

Line 1, delete the numeral "3" and insert the numeral -- 25 --.

Signed and Sealed this

Twentieth Day of July, 2004

A handwritten signature in black ink, reading "Jon W. Dudas". The signature is stylized, with a large, looped initial "J" and a distinct "D".

---

JON W. DUDAS  
*Acting Director of the United States Patent and Trademark Office*