



US007493643B2

(12) **United States Patent**  
**Ellis**

(10) **Patent No.:** **US 7,493,643 B2**

(45) **Date of Patent:** **Feb. 17, 2009**

(54) **PROGRAM GUIDE SYSTEM WITH VIDEO-ON-DEMAND BROWSING**

4,787,063 A	11/1988	Muguet
4,963,994 A	10/1990	Levine
4,977,455 A	12/1990	Young
5,027,400 A	6/1991	Baji et al.
5,038,211 A	8/1991	Hallenbeck
5,047,867 A	9/1991	Strubbe et al.
5,151,789 A	9/1992	Young

(75) Inventor: **Michael D Ellis**, Boulder, CO (US)

(73) Assignee: **United Video Properties, Inc.**, Los Angeles, CA (US)

(\*) Notice: Subject to any disclaimer, the term of this patent is extended or adjusted under 35 U.S.C. 154(b) by 1177 days.

(Continued)

(21) Appl. No.: **10/865,699**

FOREIGN PATENT DOCUMENTS

(22) Filed: **Jun. 9, 2004**

EP 0 624 039 A2 11/1994

(65) **Prior Publication Data**

US 2004/0226042 A1 Nov. 11, 2004

(Continued)

**Related U.S. Application Data**

OTHER PUBLICATIONS

(62) Division of application No. 09/262,870, filed on Mar. 4, 1999.

"Addressable Converters: A New Development at CableData," Via Cable, vol. 1, No. 12 (Dec. 1981).

(60) Provisional application No. 60/086,046, filed on May 19, 1998.

(Continued)

(51) **Int. Cl.**

<b>G06F 13/00</b>	(2006.01)
<b>G06F 3/00</b>	(2006.01)
<b>H04N 5/445</b>	(2006.01)
<b>H04N 7/173</b>	(2006.01)

Primary Examiner—Hunter B. Lonsberry

(74) Attorney, Agent, or Firm—Ropes & Gray LLP

(52) **U.S. Cl.** ..... **725/61; 725/41; 725/87; 715/721**

(57) **ABSTRACT**

(58) **Field of Classification Search** ..... **725/41, 725/61, 87; 715/721**

An interactive television program guide system is provided in which a viewer may direct a television to simultaneously display a selected television program and a program guide display. A viewer may use the program guide display to browse available video-on-demand (VOD) while continuing to view a previously selected program in the background. The viewer may browse through video-on-demand programs on the program guide display using a variety of keys on a remote control unit. The viewer may direct the program guide to order a given video-on-demand program, and set a desired broadcast time for that program.

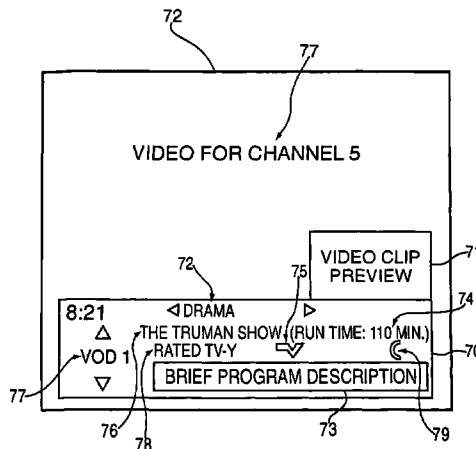
See application file for complete search history.

(56) **References Cited**

U.S. PATENT DOCUMENTS

4,488,179 A	12/1984	Kruger et al.
4,506,387 A	3/1985	Walter
4,506,987 A	3/1985	Walter
4,706,121 A	11/1987	Young
4,751,578 A	6/1988	Reiter et al.

**18 Claims, 12 Drawing Sheets**



U.S. PATENT DOCUMENTS

5,206,722 A 4/1993 Kwan  
 5,231,493 A 7/1993 Apitz  
 5,253,066 A 10/1993 Vogel  
 5,299,006 A 3/1994 Kim  
 5,353,121 A 10/1994 Young et al.  
 5,412,720 A 5/1995 Hoarty  
 5,465,385 A 11/1995 Ohga et al.  
 5,479,268 A 12/1995 Young et al.  
 5,502,504 A 3/1996 Marshall et al.  
 5,523,796 A 6/1996 Marshall et al.  
 5,530,754 A 6/1996 Garfinkle  
 5,557,338 A 9/1996 Maze et al.  
 5,559,548 A 9/1996 Davis et al.  
 5,559,549 A 9/1996 Hendricks et al.  
 5,583,560 A 12/1996 Florin et al.  
 5,585,866 A 12/1996 Miller et al.  
 5,589,892 A 12/1996 Knee et al.  
 5,594,509 A 1/1997 Florin et al.  
 5,600,364 A 2/1997 Hendricks et al.  
 5,600,573 A 2/1997 Hendricks et al.  
 5,619,249 A 4/1997 Billock et al.  
 5,659,350 A 8/1997 Hendricks et al.  
 5,682,195 A 10/1997 Hendricks et al.  
 5,710,601 A 1/1998 Marshall et al.  
 5,734,853 A 3/1998 Hendricks et al.  
 5,751,282 A 5/1998 Girard et al.  
 5,752,160 A 5/1998 Dunn  
 5,781,227 A 7/1998 Goode et al.  
 5,781,246 A 7/1998 Alten et al.  
 5,793,412 A 8/1998 Asamizuya  
 5,793,971 A 8/1998 Fujita et al.  
 5,805,154 A 9/1998 Brown  
 5,805,763 A 9/1998 Lawler et al.  
 5,828,420 A 10/1998 Marshall et al.  
 5,850,218 A \* 12/1998 LaJoie et al. .... 725/45  
 5,861,906 A 1/1999 Dunn et al.  
 5,982,303 A 11/1999 Smith  
 6,002,444 A 12/1999 Marshall et al.  
 6,014,184 A 1/2000 Knee et al.  
 6,020,929 A 2/2000 Marshall et al.  
 6,157,413 A 12/2000 Hanafee et al.  
 6,177,931 B1 1/2001 Alexander et al.  
 6,305,016 B1 10/2001 Marshall et al.  
 6,324,338 B1 11/2001 Wood et al.  
 6,330,586 B1 12/2001 Yates et al.  
 6,330,856 B1 12/2001 Fitzgerald et al.  
 6,331,877 B1 12/2001 Benning  
 6,342,926 B1 1/2002 Hanafee et al.  
 6,373,528 B1 4/2002 Bennington et al.  
 6,396,546 B1 5/2002 Alten et al.  
 6,418,556 B1 7/2002 Bennington et al.

6,419,137 B1 7/2002 Marshall et al.  
 6,453,471 B1 9/2002 Klosterman  
 6,571,390 B1 5/2003 Dunn et al.  
 6,606,128 B2 8/2003 Hanafee et al.  
 6,732,369 B1 \* 5/2004 Schein et al. .... 725/39

FOREIGN PATENT DOCUMENTS

EP 0 725 538 B1 1/2002  
 JP 60-61935 4/1985  
 WO WO 89/12370 12/1989  
 WO WO 95/01058 1/1995  
 WO WO 95/28799 10/1995  
 WO WO 96/34491 10/1996  
 WO WO 96/41477 12/1996  
 WO WO 97/13368 4/1997  
 WO WO 97/34414 9/1997  
 WO WO 97/42763 11/1997  
 WO WO 97/49242 12/1997  
 WO WO 97/50251 12/1997  
 WO WO 98/06219 2/1998  
 WO WO 98/18260 4/1998  
 WO WO 98/19459 5/1998  
 WO WO 98/27723 6/1998  
 WO WO 98/31115 7/1998  
 WO WO 98/31116 7/1998  
 WO WO 98/47283 10/1998  
 WO WO 00/04706 1/2000  
 WO WO 00/16548 3/2000

OTHER PUBLICATIONS

James Sorce et al., "Designing a Broadband Residential Entertainment Service: A Case Study," 13<sup>th</sup> International Symposium Human Factors in Telecommunications, Torino, Italy, Sep. 10-14, 1990 pp. 141-148.  
 Vito Brugliera, "Digital On-Screen Display—A New Technology for the Consumer Interface," Symposium Record Cable Sessions, 18<sup>th</sup> International Television Symposium and Technical Exhibition, Montreux, Switzerland Jun. 10-15, 1993, pp. 571-586 (Jun. 11, 1993).  
 CableData brochure, "A New Approach To Addressability" (undated).  
 Yee-Hsiang Chang et al., "An Open-Systems Approach to Video on Demand," IEEE Communications Magazine, vol. 32, pp. 68-80 (May 1994).  
 Matthew D. Miller, "A Scenario for the Deployment of Interactive Multimedia Cable Television Systems in the United States in the 1990's," Proceedings of the IEEE, vol. 82, No. 4, pp. 585-589 (Apr. 1994).  
 news.com, Mar. 20, 1998, <http://news.com.com-2100-1001-209331.html?tag=bplst>.

\* cited by examiner

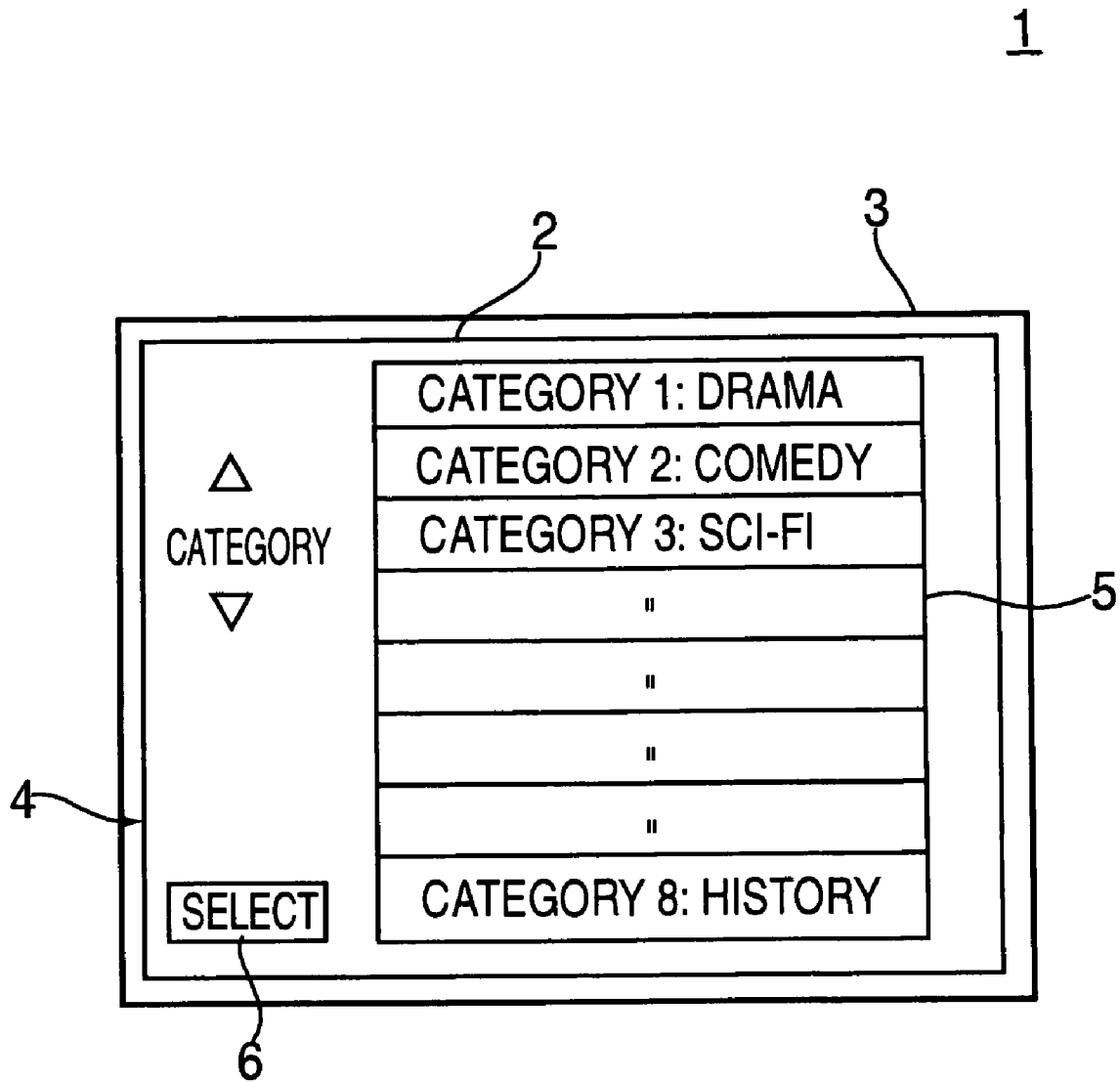


FIG. 1A  
PRIOR ART

1

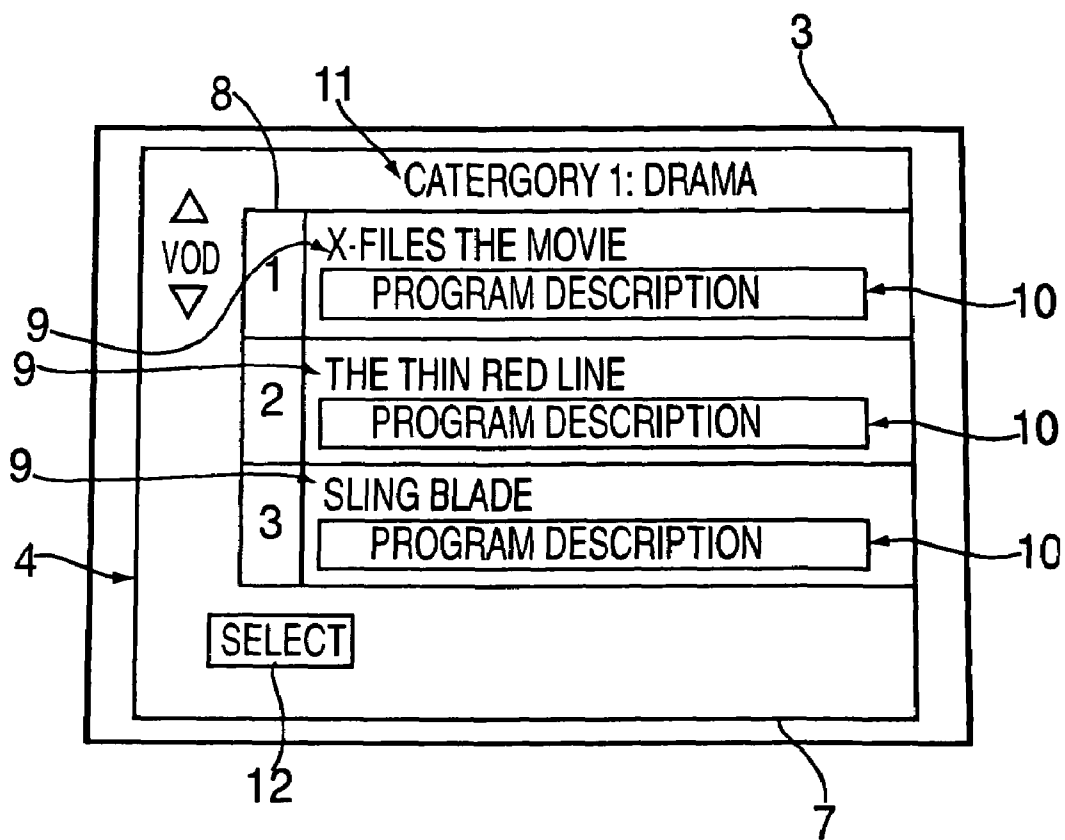


FIG. 1B  
PRIOR ART

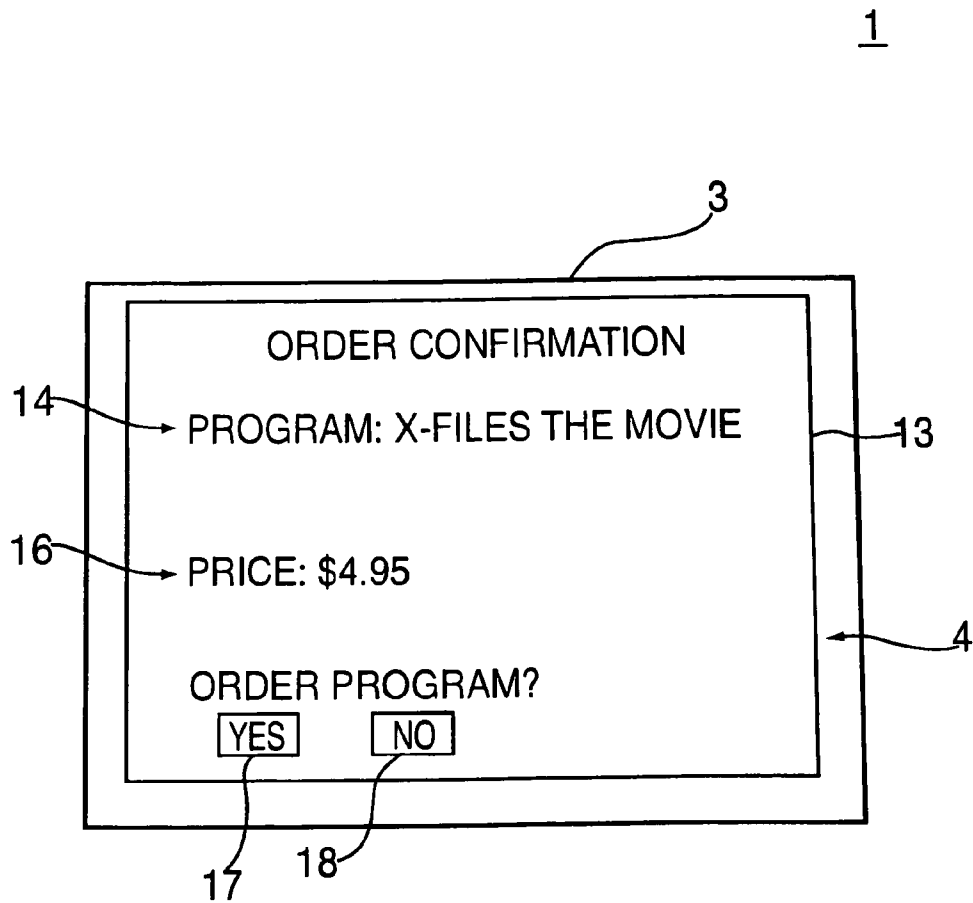


FIG. 1C  
PRIOR ART

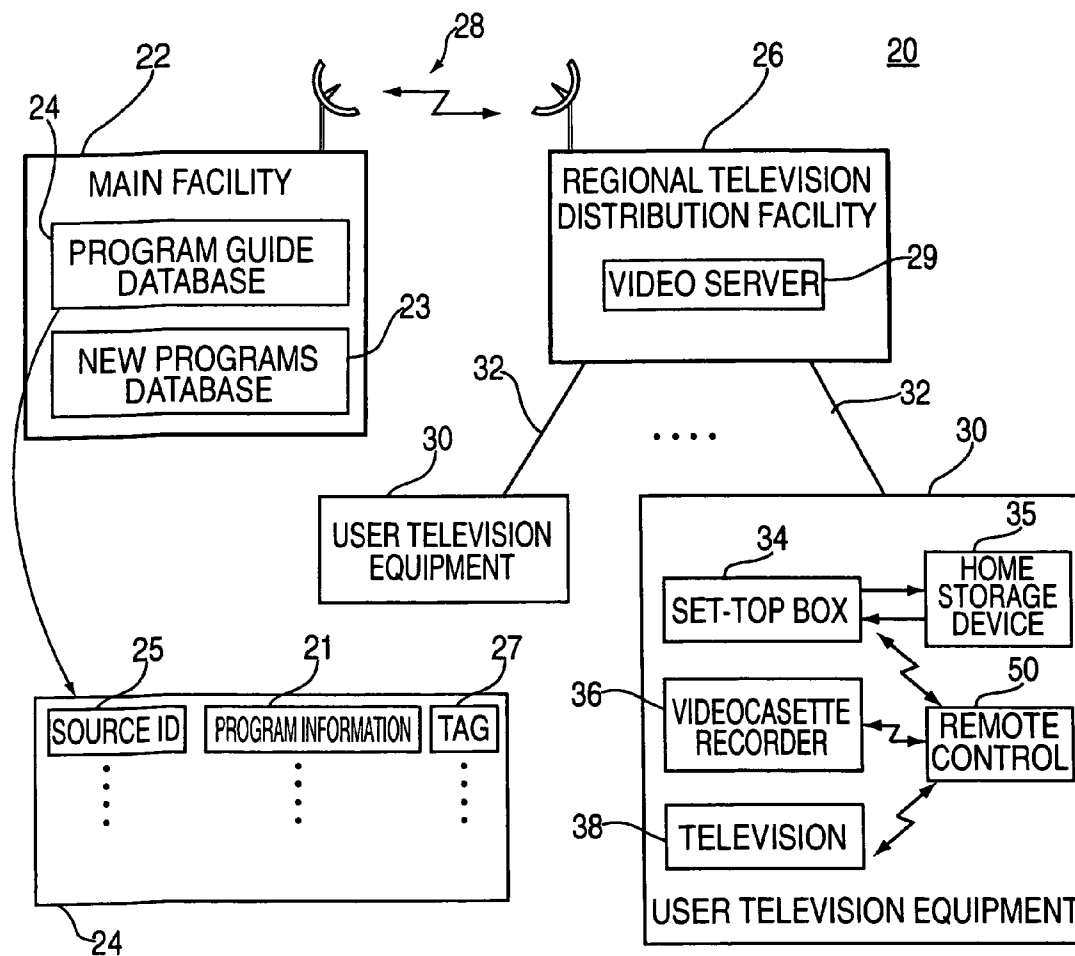


FIG. 2

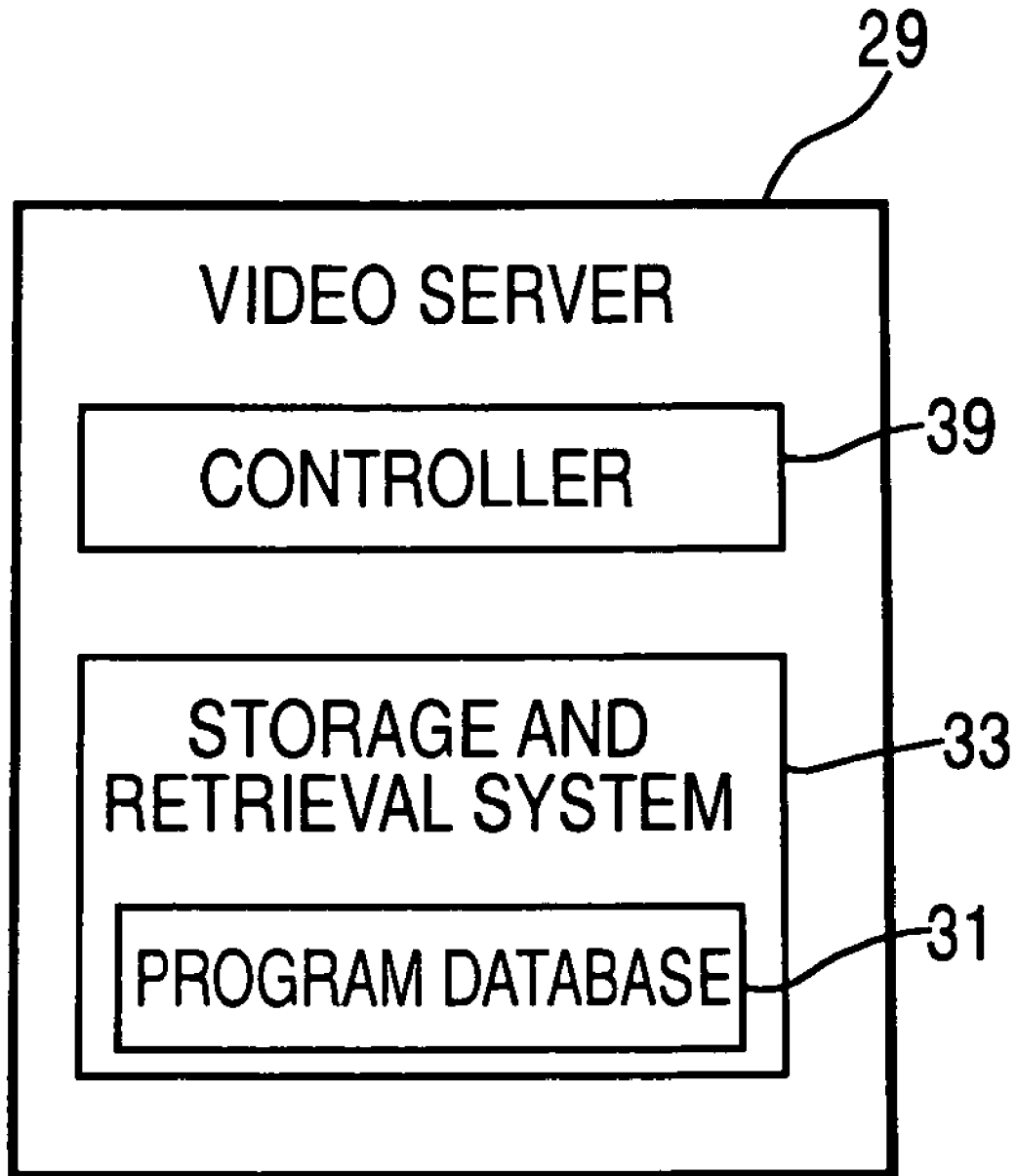


FIG. 3

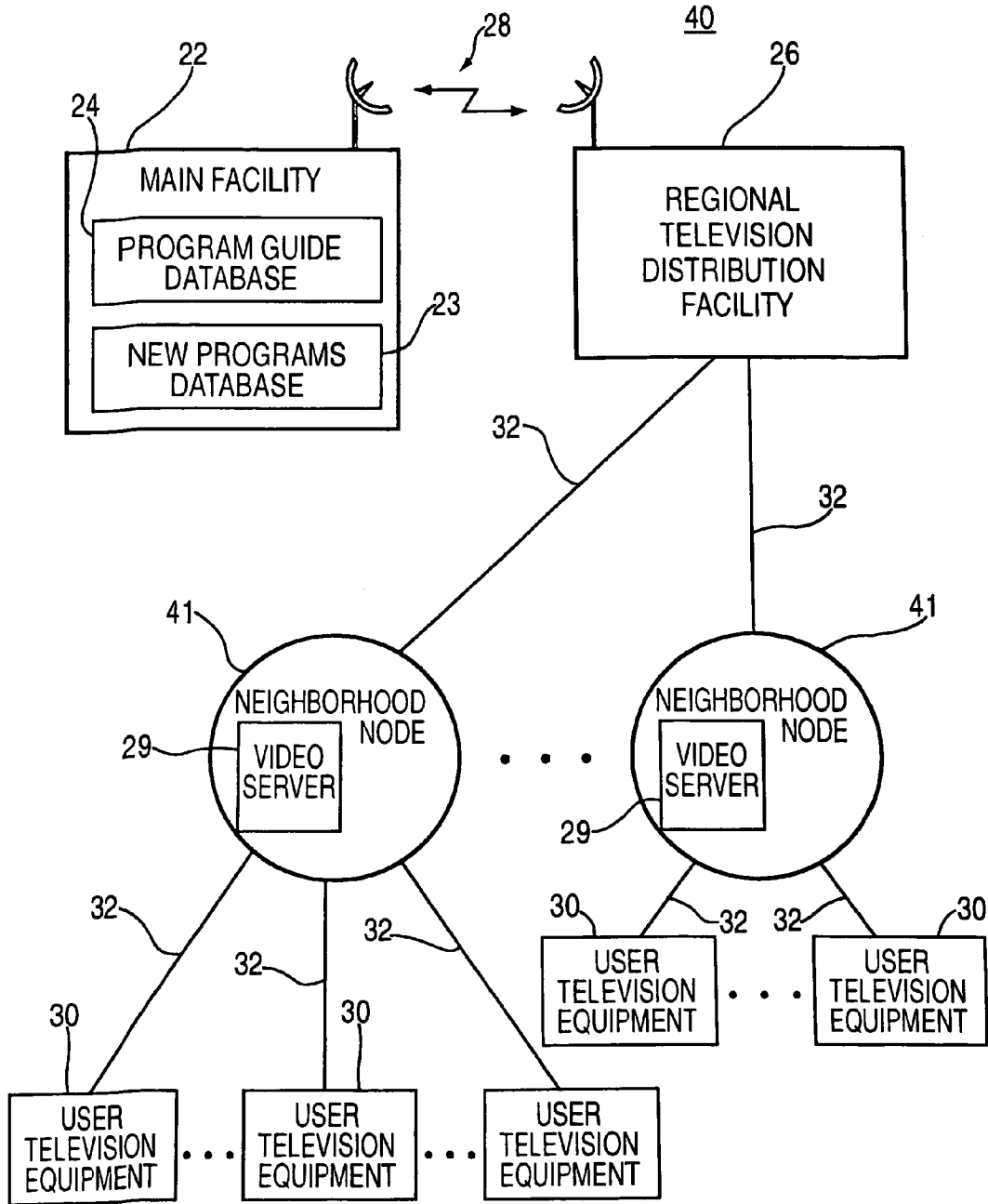


FIG. 4



50

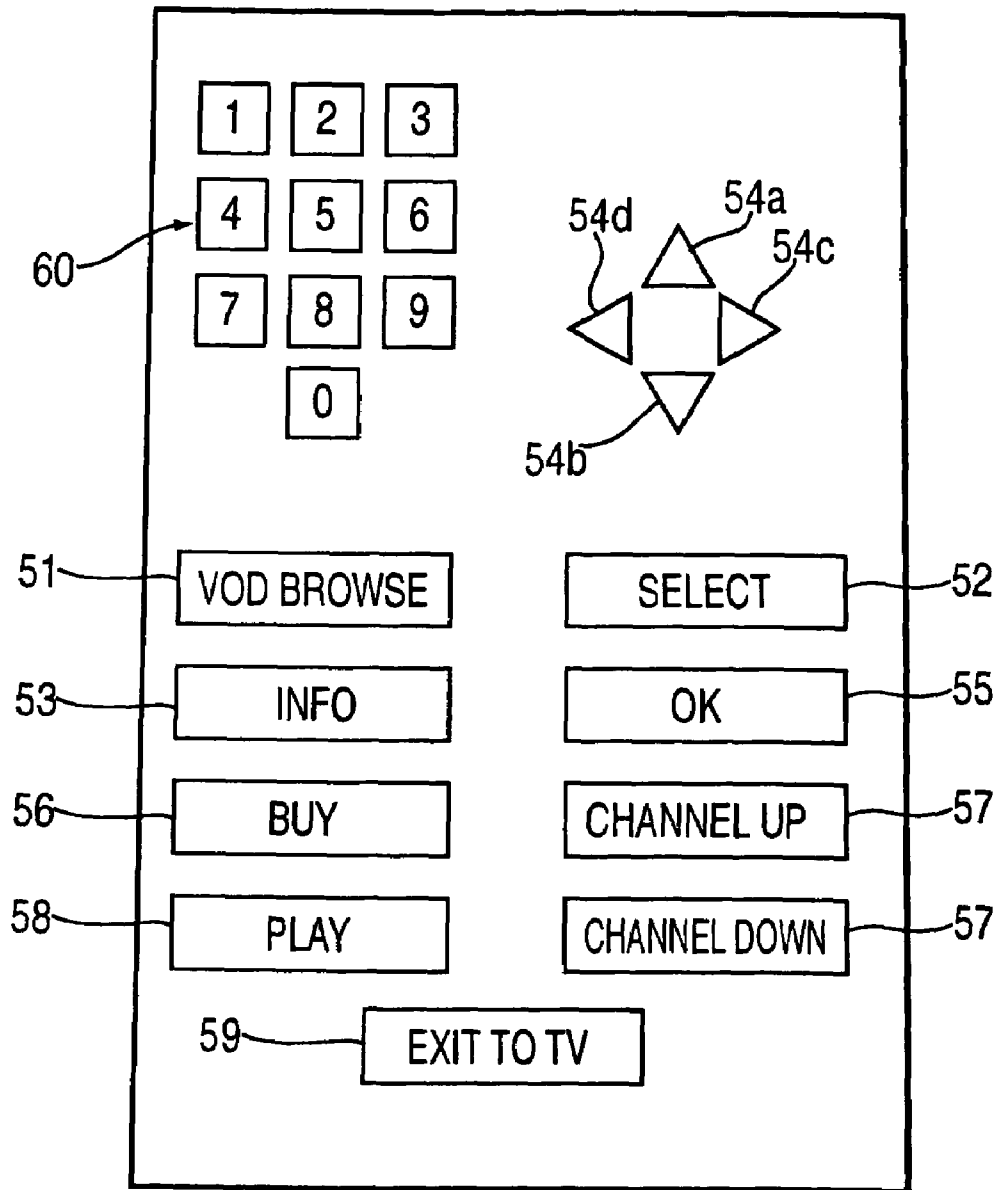


FIG. 5

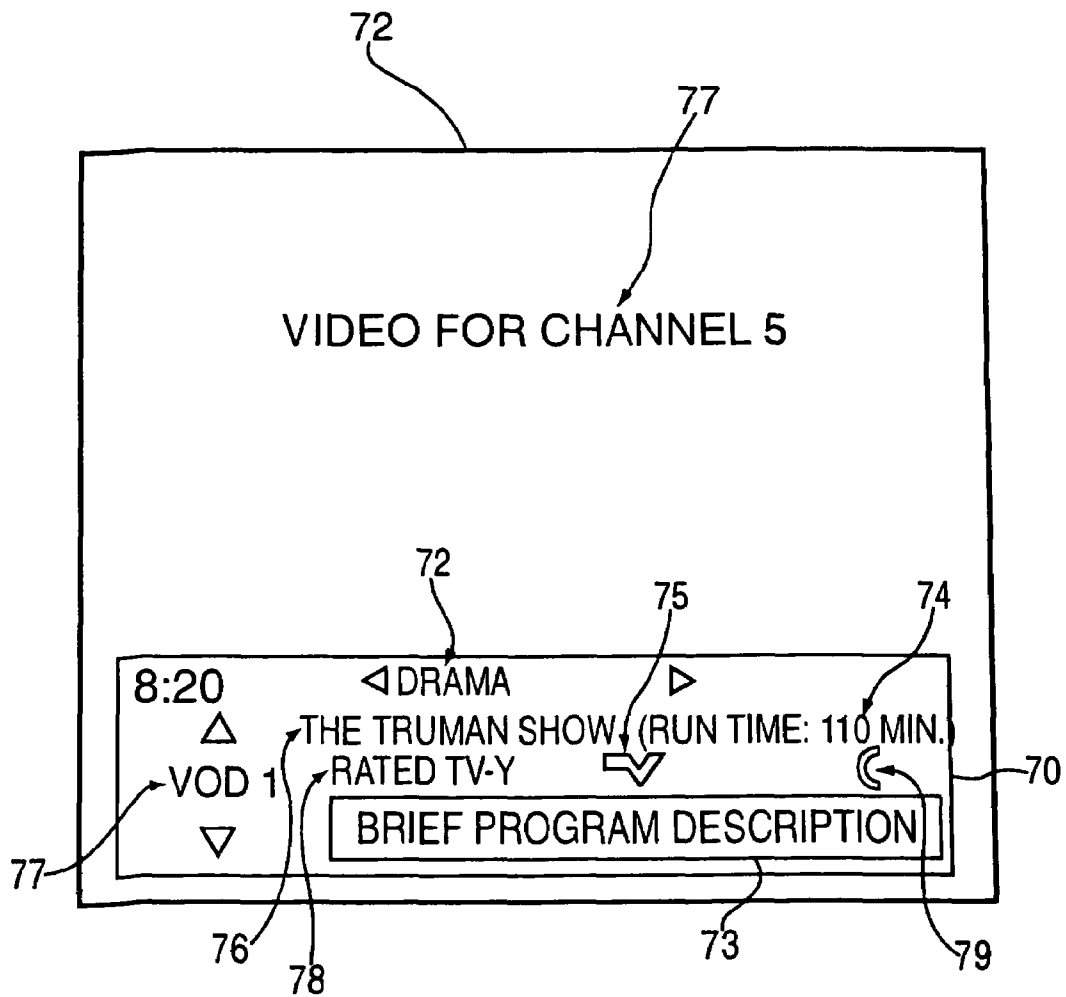


FIG. 6A

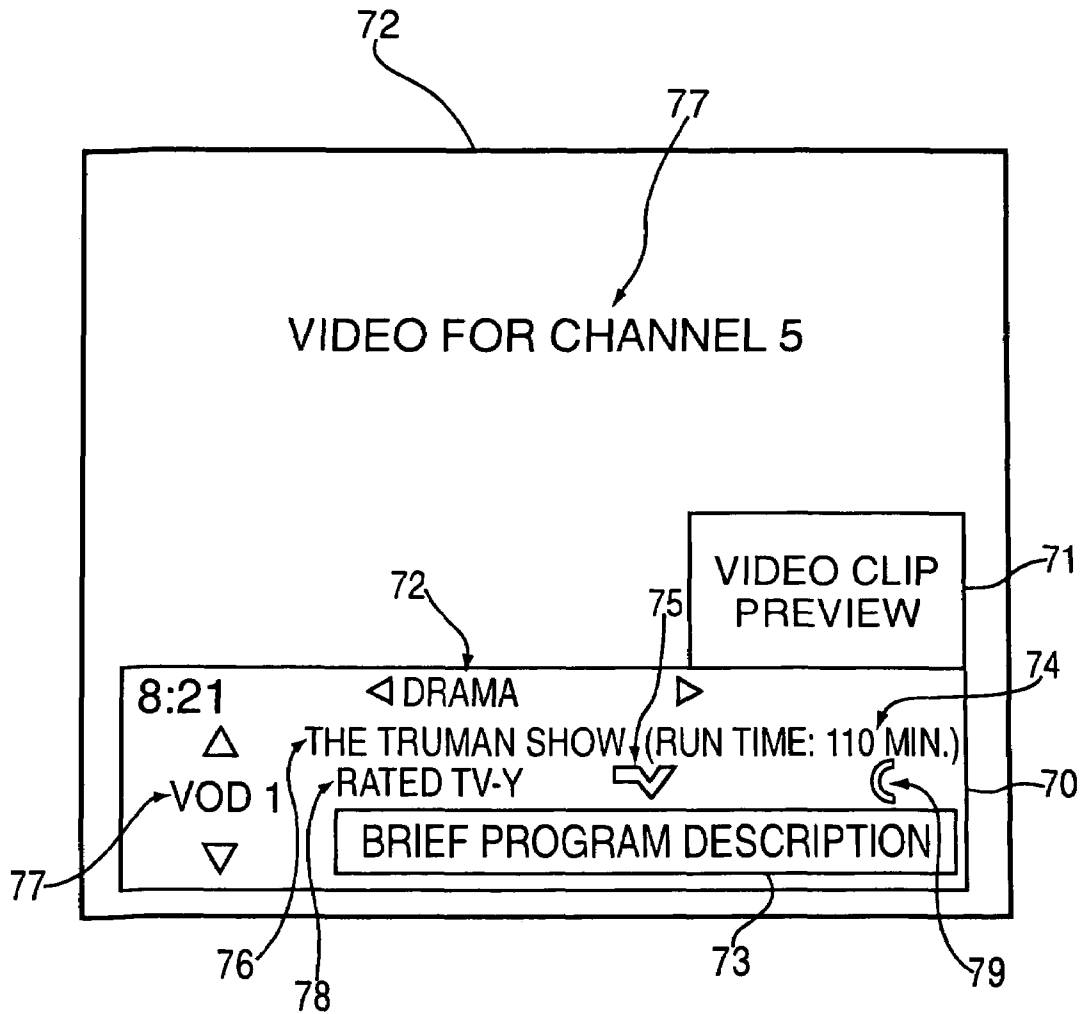


FIG. 6B

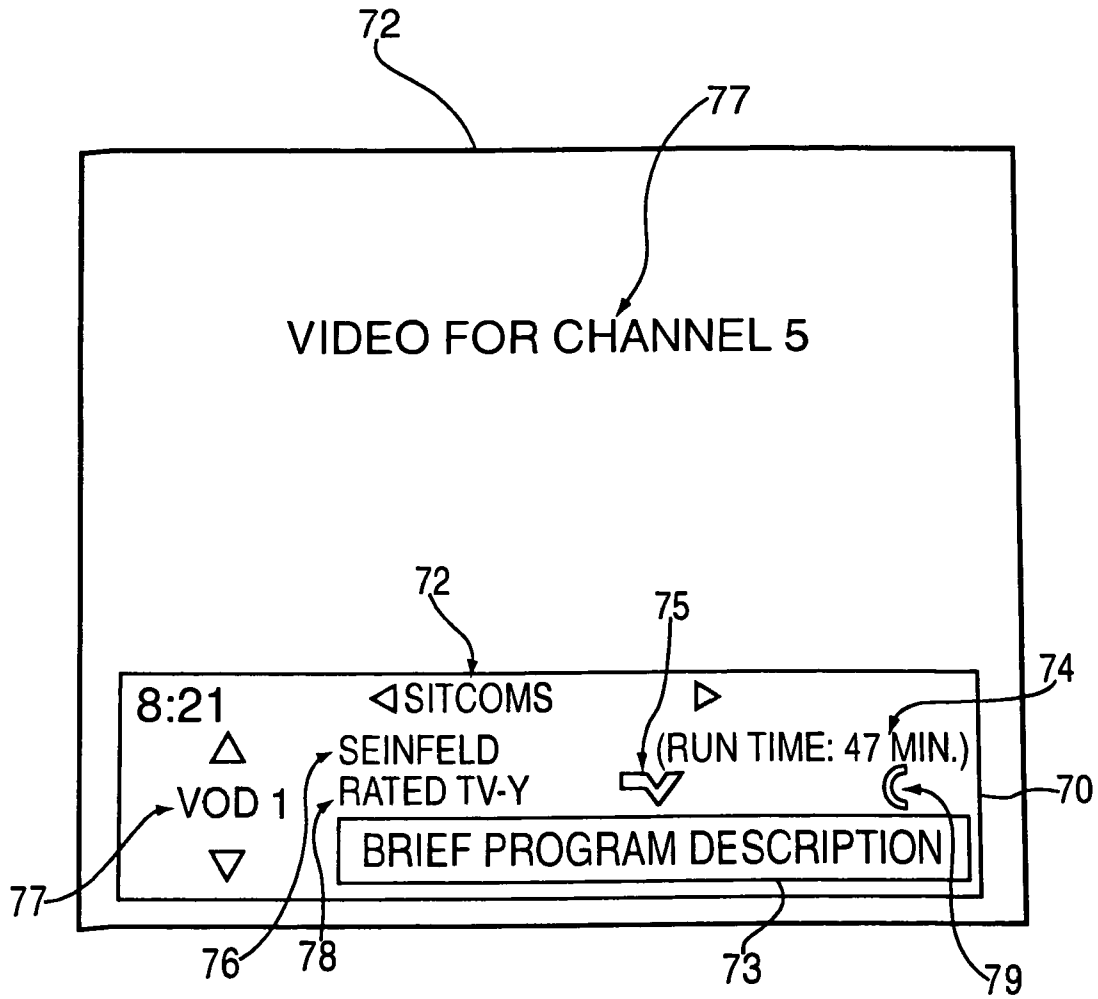


FIG. 7

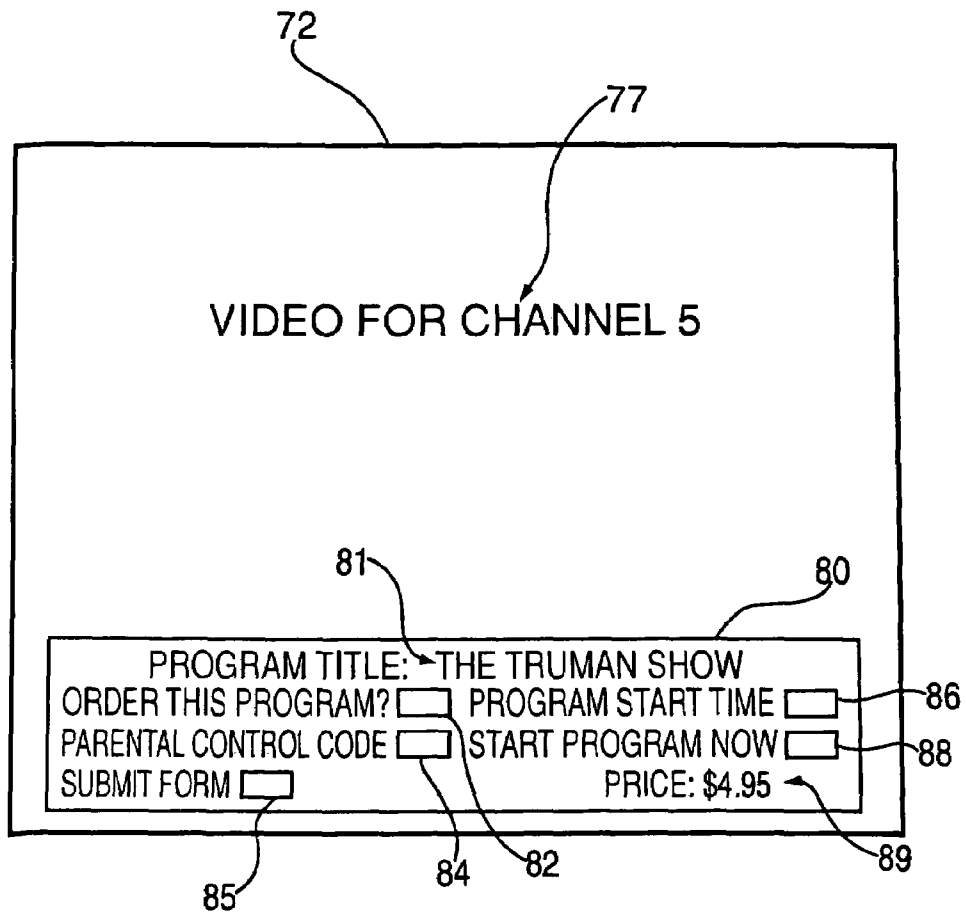


FIG. 8

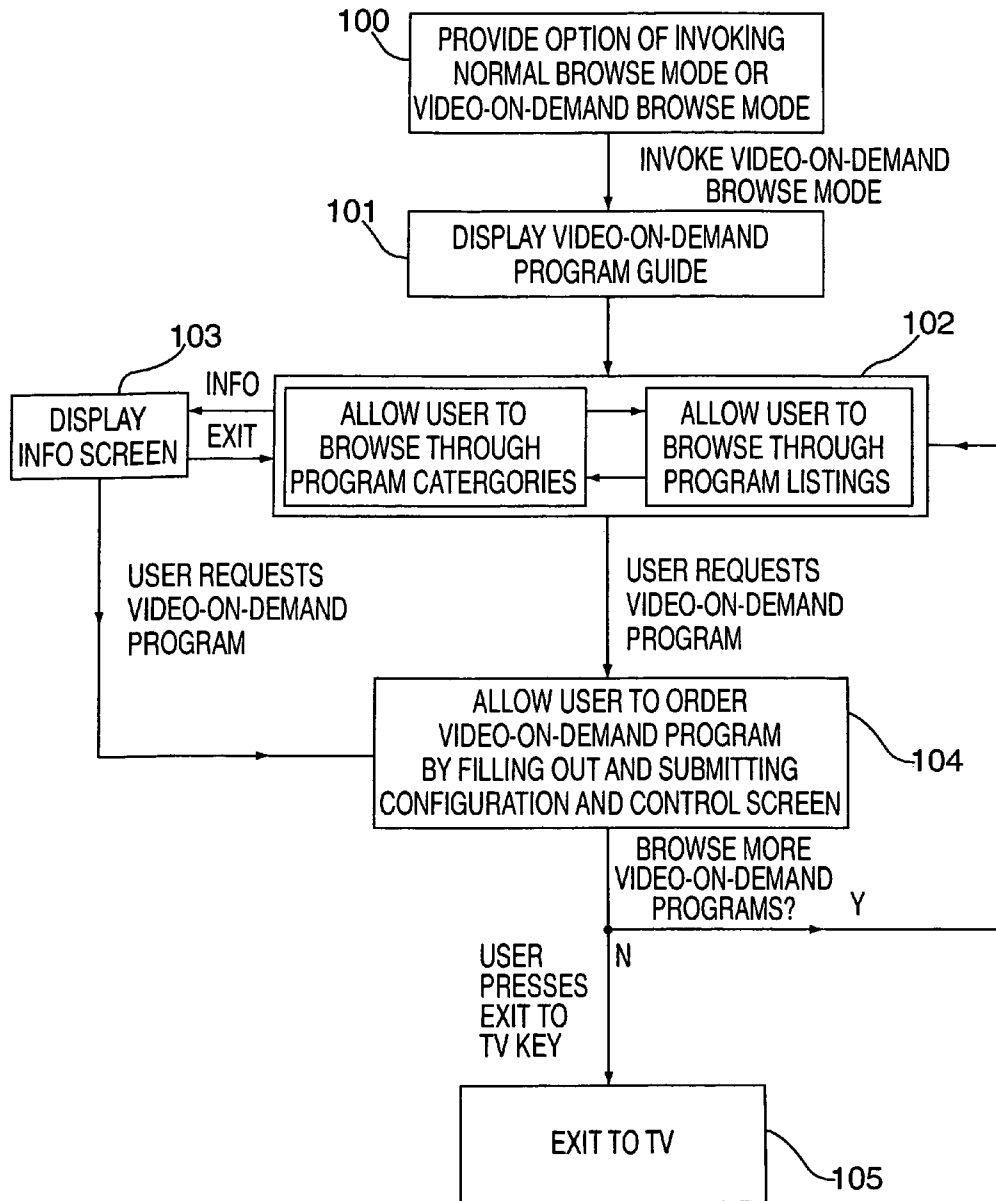


FIG. 9

## PROGRAM GUIDE SYSTEM WITH VIDEO-ON-DEMAND BROWSING

This application is a division of U.S. patent application Ser. No. 09/262,870, filed Mar. 4, 1999, which claims the benefit of U.S. provisional application 60/086,046 filed May 19, 1998, which are hereby incorporated by reference herein in their entireties.

### BACKGROUND OF THE INVENTION

This invention relates to interactive television program guides, and more particularly, to television program guides that allow viewers to browse video-on-demand programs. A television program and a program guide-display containing information for video-on-demand programs may be simultaneously displayed on a display screen.

Throughout the history of television, broadcasting networks have been striving to provide television viewers with interesting programming shown at convenient viewing times. This has proven to be a difficult task given the vast diversity of the television viewing public. Over time, cable systems with services such as "pay-per-view" and "request" channels emerged which provided television viewers with greater programming variety and more control over their program viewing schedule. However, these systems offered viewers a relatively small number of programs shown at only a few predetermined broadcast times.

More recently, video-on-demand or "VOD" programs have become available to some cable system subscribers. Video-on-demand programs generally consist of a library or database of programs that are available at any time for viewing. Such programs are typically stored in a video server located in a nearby television distribution facility. A viewer may select a program from the database and request the video server to provide that program. The video server processes this request, and, if the selected program is available, routes a video signal of that program to the viewer's television equipment. Such video-on-demand systems allow viewers to watch the programs contained in the database at virtually any time.

Television program guides help television viewers to select programs of interest. Television viewers have traditionally consulted printed program schedules to determine programs being broadcast at a particular time. Recently, cable, satellite, and broadcast television systems have provided viewers with an increasingly large number of television channels to choose from. As the number of potential programs of interest to the viewer has increased, interactive electronic program guides have been developed to help viewers determine which programs may be of particular interest. Such interactive program guides are usually implemented using a microprocessor-controlled set-top box that is coupled to the viewer's television set. These set-top boxes typically receive program information from a central broadcasting center and store it in a memory within the set-top box. The information typically includes program titles, broadcast times, channels, program descriptions, etc.

Viewers can invoke the program guide display and use up and down remote control cursor keys to peruse program listings for available programming. Once a program of interest has been located, the viewer can direct the remote control to command the set-top box to display that program.

Current interactive video-on-demand program guides display program listings on the viewer's display screen. A text description of the displayed program and ordering options are also provided. This type of video-on-demand program guide display covers the entire television screen and does not allow

the viewer to view both the video-on-demand program guide display and a previously selected television channel. If the viewer is interested in viewing video-on-demand programs, he or she must leave any programming in progress and display a full-screen program guide overlay to view video-on-demand programming options.

It is therefore an object of the present invention to provide a video-on-demand program guide system with improved capabilities for viewing and selecting television programs.

It is another object of the present invention to provide a video-on-demand program guide system that allows a viewer to simultaneously view both a video-on-demand program guide display and a selected television program on a television display screen.

### SUMMARY OF THE INVENTION

These and other objects of the invention are accomplished in accordance with the principles of the present invention by providing an interactive television program guide system with a video-on-demand browse capability. A viewer may direct the program guide to present a program guide display on viewer television equipment that contains video-on-demand programs.

The program guide display of the present invention contains information for one or more video-on-demand (VOD) programs in a given category. Information about video-on-demand programs in other categories is not shown. A viewer may obtain information about other video-on-demand programs in a particular category by browsing through the programs on the program guide using up and down cursor keys. Other video-on-demand program categories may be selected using left and right cursor keys.

When the program guide display is active, the program guide may reduce the amount of screen area used by the current channel so that the program guide display and the current channel are displayed unobscured. However, if desired, the program guide display may be superimposed on a portion of the viewer's television screen such that the viewer may continue to watch a previously selected program in the background while the program guide is displayed. This allows the viewer to continue watching a program while browsing for video-on-demand programs.

The program guide display may contain brief text descriptions of the displayed video-on-demand programs. When the viewer browses through available programming with remote control cursor keys, each brief description may be automatically updated to correspond to the displayed program.

A viewer may obtain more information about a given video-on-demand program by pressing an info key located on a remote control unit. This may cause a detailed information screen to appear which supplies additional information about that video-on-demand program.

A viewer may order a video-on-demand program by pressing an on-screen button or by pressing a key on a remote control unit such as a select key. This may cause a configuration and control screen to appear that requires the viewer to input information to complete the order. Such information may include entering a parental control code and/or entering a desired program start time. The program guide may provide the viewer with a confirmation screen to confirm the viewer's order.

Further features of the invention, its nature and various advantages will be more apparent from the accompanying drawings and the following detailed description of the preferred embodiments.

## BRIEF DESCRIPTION OF THE DRAWINGS

FIG. 1A is a conventional video-on-demand program guide display which covers the majority of the viewer's display screen and allows the viewer to select a category of programs.

FIG. 1B is a conventional video-on-demand program guide display which covers the majority of the viewer's display screen and allows the viewer to peruse programs in a particular category.

FIG. 1C is a conventional video-on-demand program guide display order confirmation screen which covers the majority of the viewer's display screen.

FIG. 2 is a diagram of a system in which an interactive television program guide may be implemented in accordance with the present invention.

FIG. 3 is a diagram of an illustrative video server for use with the program guide system of the present invention.

FIG. 4 is a diagram of another system in which an interactive television program guide may be implemented in accordance with the present invention.

FIG. 5 is a diagram of an illustrative remote control for use with the program guide system of the present invention.

FIG. 6A is an illustrative display screen of a program guide display in accordance with the present invention that a viewer may use to browse video-on-demand programs shown on the program guide display while continuing to view video of a previously selected channel in the background.

FIG. 6B is an illustrative display screen of a program guide display in accordance with the present invention that a viewer may use to simultaneously: (1) browse video-on-demand programs shown on the program guide display (2) view of video clip of a video on demand program, and (3) view video of a previously selected channel in the background.

FIG. 7 is an illustrative display screen of a program guide display in accordance with the present invention showing how the program presented in the program guide display may be automatically updated when the viewer changes the program category.

FIG. 8 is an illustrative configuration and control screen for the program guide system of the present invention.

FIG. 9 is a flow chart illustrating some of steps involved in providing browsing display screens in accordance with the present invention.

## DETAILED DESCRIPTION OF THE PREFERRED EMBODIMENTS

A set of program guide display screens **1** provided by a conventional video-on-demand program guide system (not shown) is illustrated in FIGS. 1A-1C. With this system, the viewer may view available video-on-demand program listings. When invoked, the program guide initially presents a category display **2**, (shown in FIG. 1A) on a display screen **3** that is overlaid on top of a program in progress **4**. Category display **2** contains a series of video-on-demand program categories **5** and an on-screen program select button **6**. The viewer may scroll through the available program categories **5** and choose a category of interest using certain remote control keys (not shown). A category of interest may also be selected using an on-screen select button **6**.

When a category is chosen, the program guide presents a program display **7** (shown in FIG. 1B) on display screen **3** which is overlaid on top of program in progress **4**. Display **7** typically contains multiple program listings **8** from a selected category **11**, each of which include a program title **9** and a program description box **10**. The viewer may view program

listings for video-on-demand programs using cursor keys on a remote control (not shown) to scroll through program listings **8**. If the viewer desires to order a particular video-on-demand program **9** shown on program guide display **7** (e.g., X-Files The Movie), the viewer may press an on-screen select button **12** or use a dedicated button on a remote control (not shown). Once a program is selected, the program guide display presents an order confirmation screen **13** (shown in FIG. 1C), which contains a selected program title **14**, a price **16**, and on-screen buttons **17** and **18**. The viewer may order selected program **14** by pressing YES key **17** or cancel the order by pressing NO key **18**. The program order and also be confirmed or canceled using certain keys on a remote control (not shown).

There are a number of disadvantages associated with the arrangements of FIGS. 1A-1C. For example, the program guide displays shown in FIGS. 1A-1C do not allow the viewer to watch video from a previously selected channel while viewing available video-on-demand programs. The viewer must leave any programming currently in progress and display full-screen program guide displays **2**, **7**, and **13** in order to select video-on-demand programs.

In addition, the viewer cannot: (1) change program category **11** while in program display **7** without first returning to the category browse screen **2**, (2) choose a start time for a selected video-on-demand program, (3) view a video clip preview of a video-on-demand program.

In contrast, the present invention provides a program guide having a browsing display that allows a viewer to browse through and select a video-on-demand program from a list of available video-on-demand programs while continuing to view a previously selected television program. The viewer may select a video-on-demand program and choose a start time for that program. The viewer may also view video clips of certain video-on-demand program listed on the program guide.

The program guide display may be a single cell in width (i.e., in the horizontal dimension) and a single cell in length (i.e., in the vertical dimension). Or, if desired, multiple cells may be displayed containing multiple video-on-demand program listings. A brief text program description may be provided in the cell for displaying a description of the currently listed video-on-demand program. If the viewer desires to obtain more information about a particular video-on-demand program, he or she may direct the program guide to display additional screens with detailed information about that program.

An illustrative program guide system **20** in accordance with the present invention is shown in FIG. 2. Program guide system **20** may include a main facility **22**, a regional television distribution facility **26**, and user television equipment **30**. Main facility **22** (which may be multiple facilities **22**) contains a program guide database **24** for storing program guide information **21** such as video-on-demand program guide listings data, ordering data, television program guide listings data, pay-per-view ordering information, television program promotional information, etc. Such information may be arranged by a source identification code or address **25** and may also include a "tag" or other designation **27** to further identify the program type (i.e., video-on-demand, pay-per-view, etc.).

Information from program guide database **24** may be transmitted to regional television distribution facility **26** via communications link **28**. In alternate embodiments, however, some or all of database **24** may be contained within regional facility **26** (not shown). Link **28** may be a satellite link, a telephone network link, a cable or fiber optic link, a micro-



5

wave link, a combination of such links, or any other suitable communications path. If it is desired to transmit video signals over link **28** in addition to data signals, a relatively high bandwidth link such as a satellite link is generally preferable to a relatively low bandwidth link such as a telephone line.

Regional television distribution facility **26** is a facility for distributing television signals to viewers, such as a cable system headend, a local broadcast distribution facility, or a satellite television distribution facility.

In the arrangement shown in FIG. 2, a video server **29** may be included in distribution facility **26**, which may contain a database **31** (FIG. 3) of video-on-demand programs for supplying those programs to viewers. Video server **29** (FIG. 3) may be comprised of any suitable digital, analog, or mixed digital and analog storage and retrieval system **33** that can provide viewer television equipment **30** with a video signal of a requested program. Such systems may include (but are not limited to) video cassette recorder (VCR) systems, digital versatile disc systems (DVD), laser disc systems, optical disc systems, magnetic tape and disc systems, and magneto-optical systems (such as a read/write digital disc systems), etc.

Video server **29** may also contain a controller **39**, such as a networked computer system, which may be used in combination with the above-described storage and retrieval systems for processing video-on-demand program requests. Some of the functions performed by controller unit **39** may include various interfacing and control tasks such as communicating with other portions of program guide systems **20**, receiving and transmitting billing information, checking program availability, queuing and coordinating program broadcast times, selecting and broadcasting requested programming, and routing selected programming to the requestor's location, etc.

Video servers **29** may be located at any suitable location in a given program guide system. For example, in FIG. 4, program guide system **40** is shown with video servers **29** placed in local television distribution facilities **41**. Local distribution facilities **41** or "neighborhood nodes" may be used as intermediate distribution facilities coupled between regional television distribution facilities **26** and viewer television equipment **30**.

As shown in FIG. 4, regional television distribution facility **26** may distribute television programming and program guide information **21** to neighborhood nodes **41** which may in turn distribute this information periodically, continuously, or on request to viewer television equipment **30** via communications paths **32**. If desired, program guide information **21** may be stored within local nodes **41** and may be distributed periodically, continuously, or on request to viewer television equipment **30** via communications paths **32** (not shown). In either type of arrangement, television programming and program guide information can be distributed over analog television channels and program guide data may be distributed over an out-of-band channel on paths **32**. Data distribution may also involve using one or more digital channels on paths **32**. Such digital channels may also be used for distributing television programming and other information.

By providing multiple neighborhood nodes **41**, two important benefits are realized: (1) reduces the demand on individual video-on-demand servers that may have a limited processing capacity, and (2) reduces the bandwidth requirement for communication paths **32**.

Periodically, it may be necessary to update program database **31** to add recently released programs. Rather than manually update databases **31** at their respective geographical locations, video servers **29** may be configured so that the contents of program databases **31** can be remotely updated. Communication links **28** and/or **32** may be used to download new

6

programs into databases **31**. Such program transfers may occur during periods of low program demand in order to minimize the effect on system viewers. For example, in FIGS. 2 and 4, main facility **22** may contain a database **23** of new programs for distribution among video server databases **31**. Program guide systems **20** and **40** may transmit these programs across communication links **28** to regional television distribution systems **26** that in turn may route those programs to video servers **29** (possibly via communications links **32**). Controller **39** may then direct storage and retrieval system **33** to update database **31** to contain those programs.

Program guide information **21** transmitted by main facility **22** to regional television distribution facility **26** may include television program listings data for current programs, future programs, and video-on-demand programs. The program listings data for each program may include (but is not limited to) the title of the program, the channel for the program, a scheduled broadcast time (start-time) and an ending time (or duration). Other typical program data may include ratings, critics ratings, brief text descriptions, genres (sports, movies, children, etc.), actors, etc. Transmitted program information may also include advertising information and pay program data such as pricing information for individual programs including VOD programs and subscription channels, time intervals for ordering programs and channels, telephone numbers for placing orders that cannot be impulse ordered, etc.

As shown in FIG. 2, regional television distribution facility **26** may distribute television programming and program guide information to viewer television equipment **30** of multiple viewers via communications paths **32**. For example, television programming may be distributed over analog television channels and program guide data may be distributed over an out-of-band channel on paths **32**. Data distribution may also involve using one or more digital channels on paths **32**. Such digital channels may also be used for distributing television programming and other information.

Viewer television equipment **30** typically contains set-top boxes **34**. Viewer television equipment **30** may also be any suitable equipment into which circuitry similar to set-top box circuitry has been integrated, such as an advanced television receiver (such as HDTV), a personal computer television (PC/TV), or any other suitable television equipment. Multiple television and audio channels (analog, digital, or both analog and digital) may be provided to set-top boxes **34** via communications paths **32**. If desired, program listings and other information may be distributed by one or more distribution facilities that are similar to but separate from television distribution facility **26** using communications paths that are separate from communications paths **32**.

Certain functions such as ordering video-on-demand programs may require set-top boxes **34** to transmit data to local distribution facilities **41** (FIG. 4) and/or regional distribution facilities **26** over communication paths **32**. Such data may be transmitted over telephone lines, cable, or other separate communication paths. If functions such as these are provided using facilities separate from regional television distribution facility **26**, some of the communications involving set-top boxes **34** may be made directly with the separate facilities.

Each set of viewer television equipment **30** may have the capability to simultaneously receive, decode, and display two separate video signals. For example, viewer television equipment **30** may use a two-tuner set-top box. The tuners may have analog, digital, or mixed analog and digital capabilities. If desired, any other suitable arrangement may be used to handle the simultaneous display of two video signals.

Program guide data **21** may be distributed continuously, periodically, or on demand to viewer television equipment **30**.

Regional television distribution facility **26** or neighborhood nodes **41** may also poll viewer television equipment **30** periodically for certain information (e.g., pay program account information or information regarding programs that have been purchased and viewed using locally-generated authorization techniques). Main facility **22** preferably contains a processor to handle information distribution tasks. Each viewer television equipment **30** preferably contains a processor to handle tasks associated with implementing an interactive television program guide on the viewer television equipment **30**. Regional television distribution facility **26** and/or neighborhood nodes **41** may also contain a processor for tasks associated with monitoring a viewer's interactions with the interactive program guide implemented on set-top boxes **34** and for handling tasks associated with the distribution of program guide data and other information to viewer television equipment **30**.

Each set-top box **34** in viewer television equipment **30** may be connected to a videocassette recorder **36** and/or a home storage device **35**. Videocassette recorder **36** allows selected television programs to be recorded. Each videocassette recorder **36** may be connected to a television **38**. To record a program, set-top box **34** sends control signals to videocassette recorder **36** (e.g., using an infrared transmitter) that directs videocassette recorder **36** to start and stop recording at the appropriate times. Program guide system **20** or **40** may store certain information such as video-on-demand programs and video-on-demand program data in home storage device **35** via set-top box **34**.

During use of the interactive television program guide implemented on set-top box **34**, video-on-demand program listings and other information may be displayed on television **38**. Such program guide displays may be presented so as not to obscure a program to which the viewer has tuned with set-top box **34**, or if desired, may be presented as an overlay on top of a portion of a television program. Each set-top box **34**, videocassette recorder **36**, and television **38** may be controlled by one or more remote controls **50** or any other suitable viewer input interface such as a wireless keyboard, mouse, trackball, dedicated set of buttons, etc.

An illustrative remote control **50** is shown in FIG. 5. During normal operation, play key **58** or VOD browse key **51** may be used to toggle the program guide display on and off the main display screen. Channel up and down keys (channel keys) **57** may be used to change the channel to which set-top box **34** is tuned. Up and down cursor keys **54a** and **54b** may be used to vertically scroll through the available video-on-demand programs on the program guide. Left and right cursor keys **54c** and **54d** may be used to change the video-on-demand program category. Select key **52** or Buy key **56** may be used to make selections such as when ordering video-on-demand programs by selecting one such program from the available program listings. Numeric keys **60** may be used to directly select a desired program during both normal television viewing or while browsing video-on-demand programs.

While the program guide display is active, info key **53** may be used to invoke a detailed information screen to obtain more information about a particular video-on-demand program. The detailed information screen may contain an on-screen button that may be used to request a particular video-on-demand program. Buy key **56** and/or OK key **55** may be used to activate the on-screen button and thereby order the video-on-demand program displayed on the detailed information screen. Exit to TV key **59** may be used to exit the program guide display and return to normal television viewing mode. Various other keys (not shown) may be used for functions such as controlling power, videocassette recorder. (VCR)

functions, volume control, etc. The keys for remote control **50** of FIG. 5 represent just one illustrative example of a suitable remote control arrangement. Any other suitable remote control key arrangement may be used if desired.

Set-top box **34** can be directed to present program guide display **70** on main display screen **72**. Set-top box **34** may re-proportion (i.e., shrink) the amount of screen area used by current program **77** (channel **5**) such that main display screen **72** presents both program guide display **70** and current program **77** unobscured (not shown). However, if desired, program guide display **70** may also be superimposed on top of a portion of current program **77** as shown in FIG. 6. This allows the viewer to simultaneously view video-on-demand program listings while viewing a television program on main display screen **72**.

Video-on-demand program guide display **70** may be invoked using any suitable technique such as by using a dedicated key on remote control unit **50** such as play key **58**, VOD browse key **51** (FIG. 5), or using an on screen button (not shown). Alternatively, guide **70** may be invoked by first entering a "normal browse mode" (i.e., invoke a program guide display showing regularly broadcast programs) and then select a designated video-on-demand channel using the up and down cursor keys **54a** and **54b** or numeric keys **60**.

Program guide display **70** preferably contains information about a particular video-on-demand program. If desired, such video-on-demand programs may be organized according to certain categories **72** such as "recent releases," "sitcoms," "action/adventure," "drama," etc. In the example of FIG. 6, the viewer is viewing programs in the drama category and information is displayed about a particular drama program that is available on demand. The displayed information may include (but is not limited to) the program title **76** (The Truman Show), the length or "run-time" of that program **74** (110 minutes), a brief text description **73** of that program, an icon **75** indicating that the program is indeed available on demand, an icon **79** indicating that a video clip is available for the listed video-on-demand program, the video-on-demand program number **77** (VOD 1), and the program's rating **78** (TV-Y). More detailed information about a particular video-on-demand program may be available by pressing info key **53**. (FIG. 5). Such detailed information may include plot summary, actors and actresses, etc., and may appear on main screen **72** as a separate detailed information screen (not shown).

Although program guide display **70** is shown in FIG. 6 is only a single cell or element in width (i.e., in the vertical dimension), and a single cell or element in length (i.e., in the horizontal dimension), it may also be displayed as multiple cells in either or both dimensions (not shown).

Each cell in program guide display **70** may include a program description box **73** that contains a brief text description of the program title(s) currently shown on guide **70**. For example, in the arrangement shown in FIG. 6, the program title "The Truman Show" is shown, so program description box **73** contains a brief text description of The Truman Show program. The viewer may press info key **53** on remote **50** (FIG. 5) to obtain more detailed information about that program and/or to view other available options (not shown). Select key **52** or on screen button may be used to select the other options.

A viewer may navigate through the programs listings in a given video-on-demand category **72** by using any suitable key on remote **50** such as up and down cursor keys **54a** and **54b** (FIG. 5). This may cause program guide display **70** to display information about the next video-on-demand program in that category. For example, in FIG. 6, program guide display **70** is

set to the video-on-demand category “drama” and displays information about the first video-on-demand program (VOD 1) in that category (The Truman Show). If the viewer presses up cursor key 54a once, video-on-demand program number 77 may increment and guide 70 will display information about the next program in that category (i.e., VOD 2). If a viewer presses up cursor key 54a again, video-on-demand program number 77 may increment to the next program in that category (i.e., VOD 3) etc. Down cursor key 54b may operate in a similar fashion to decrement video-on-demand program 77.

Video-on-demand category 72 may be changed by using any suitable key on remote 50 such as right and left cursor keys 54c and 54d (FIG. 5). This may cause program guide display 70 to display the first video-on-demand program in the next video-on-demand category 72. For example, in FIG. 6, video-on-demand category 72 is set to “drama”, and the first video-on-demand program (VOD 1) in that category is “The Truman Show.” If the viewer presses right cursor key 54c once, video-on demand category 77 may change to another category such as “sitcoms,” and information about the first program (VOD 1) in that category is displayed (Seinfeld). This is shown in FIG. 7. If right cursor key 54c is pressed again, category 72 may again increment to the next category (e.g., “recent releases”), etc. Left cursor key 54d may operate in a similar fashion with the provision that it scrolls categories 72 in an order opposite to that of right cursor key 54c. If desired, viewers may also directly tune program guide display 70 to a particular video-on-demand program in a given video-on-demand category 72 using numeric keys 60.

While program guide display 70 is active, the television program to which set-top box 34 is currently tuned continues to be displayed on the main display screen 72. Although a viewer may scroll through several video-on-demand programs on program guide display 70, the video on main display screen 72 remains tuned to the program on channel 5. However, each time a viewer scrolls program guide display 70 to a new video-on-demand program listing, program description box 73 is updated to display information for the currently shown program. As a result, the viewer can watch a selected television program while browsing automatically updated text descriptions of video-on-demand programs. This feature may be particularly useful when, for example, one member of the household desires to browse video-on-demand programs while another household member desires to continue watching a program in progress.

Certain video on demand programs may have video clip previews associated with them. As shown in FIG. 6a, program guide display 70 may include a video clip icon 79 to indicate that the listed program has an associated video clip preview. If a viewer who is browsing the program listings on program guide display 70 becomes interested in a particular video-on-demand program, he or she may request a video clip of that program. For example, in FIG. 6, assume the viewer becomes interested in “The Truman Show” program. By pressing any appropriate key on remote 50 such as OK key 55 (FIG. 5), the viewer can direct the program guide to request a video clip of that program from video server 29 (FIG. 3). After the video clip preview has been provided, the viewer may be presented with a display screen inquiring whether the viewer wants to order that program (not shown). The viewer may accept or decline this offer by pressing any appropriate key on remote 50 (FIG. 5) or by using an on screen button (not shown).

If the viewer requests a video clip preview, the preview may be presented in a video window 71 so that program in progress 77 and program guide display 70, and video window

71 may all be viewed simultaneously (shown in FIG. 6b). However, in certain embodiments video window 71 may be a full screen display or may be viewer-selectable (i.e., can change from a full screen display to a partial screen display and vice versa). Video window 71 may be implemented using any suitable method such as a partial screen overlay, or a picture-in-picture video window, etc.

If a viewer who is browsing the program listings on program guide display 70 becomes interested in a particular video-on-demand program, he or she may request that program. For example, in FIG. 6, assume the viewer wants to request “The Truman Show” program. By pressing any appropriate key on remote 50 such as select key 52 (FIG. 5), the viewer can direct the program guide to request that program from video server 29 (FIG. 3). If the viewer happens to be browsing more information about a particular program on a detailed information screen (not shown), that screen may contain an on-screen button for ordering that video-on-demand program. By pressing any appropriate key on remote 50 such as buy key 56 (FIG. 5), the viewer may activate the on-screen button and thereby direct the program guide to request that program from video server 29 (FIG. 3).

Once the viewer has requested a video-on-demand program, one or more configuration and control screens may appear which require viewer input to complete the order. As shown in FIG. 8, configuration and control screen 80 may contain the title 81 and price 89 of the requested program and a series of data fields for viewer input. Such data fields may include a purchase confirmation field 82, a parental control code field 84, a submit form field 85, a program start-time field 86 and a start program now field 88. A viewer may navigate through configuration and control screen 80 using cursor keys 54 and may enter the required information into the data fields using appropriate keys on remote 50 (FIG. 5).

Certain data fields on configuration and control screen 80 may require input from numeric keys 60 on remote 50. For example, program start time field 86 may require a numeric input to establish the desired start-time for the requested video-on-demand program. Start-time field 86 may be a pull-down menu that presents a list of start-times (not shown) which may be selected using cursor keys 54 and a binary (yes/no) input key such as OK key 55 on remote 50. Parental control code field 84 may also require a numeric input. Other data fields such as start program now field 88 and purchase confirmation field 82 may also accept input from a binary input key such as OK key 55 on remote 50.

When configuration and control screen 80 has been properly filled out and submitted, the ordering process is complete. The program guide system may provide a reply screen to confirm the viewer’s order (not shown).

If a selected video-on-demand program is not to start immediately, it may be fully or partially downloaded into local memory (e.g., in home storage device 35) to lessen the bandwidth required to transmit the program and/or may be transmitted during a non-peak time. A price discount may be offered for such “advance ordering” of a program (not shown).

Some of the steps involved in providing the browsing display features described herein are illustrated in the flow chart of FIG. 9. At step 100, the program guide provides the viewer with an option for invoking either the video-on-demand browsing mode or the normal browsing mode. If the viewer chooses to invoke the video-on-demand browsing mode, program guide display 70 is displayed on viewer television equipment 30 at step 101. If the viewer chooses to invoke the normal browsing mode, the program guide displays a pro-

## 11

gram guide display (not shown) on viewer television equipment 30, possibly displaying a program listing reflecting the current channel.

Assuming video-on-demand browsing mode is chosen at step 100, program guide display 70 is displayed on viewer television equipment 30 at step 101. When program guide display 70 is initially displayed, it may be set to a “default” category and program listing, or it may return to previously selected category and/or program. At step 102, the viewer may browse through the available program categories using left and right cursor keys 54d and 54c and/or browse the available programs in that category using up and down cursor keys 54a and 54b. If a program of interest is not found in that category, a new category may be selected and the viewer may browse programs in that category. The viewer may continue to browse through the available categories and programs until a program of interest is found or may exit program guide display 70 by pressing the exit to TV key 59 on remote 50 (FIG. 5).

If a video-on-demand program of interest is found, the viewer has several options. For example, the viewer may: 1) request a video clip of the program, if available (e.g., using an on-screen button or remote control key), 2) request the program (e.g., using an on-screen button or remote control key) or 3) request more information about that program by pressing info key 53 (step 103). If a video clip is requested, the video clip is presented on the viewer’s display screen (step 102). If a video-on-demand program is requested, a configuration and control screen may appear which requires viewer input (step 104). The viewer may fill-out and submit this form to order the requested program.

At this point, the viewer may be returned to program guide display 70 to browse more video-on-demand programs or, if desired, the viewer may press the exit to TV key to exit the program guide (step 105).

If the selected program has been set to start immediately, the program guide will provide the program immediately. However, if the selected program is ordered for a later time, the program guide may automatically start the program at that later time. Furthermore, the program guide may be configured to present a reminder screen (not shown) sometime before the selected program is to be shown so that the viewer is reminded of the scheduled start-time. When this reminder is received, the viewer may be given the option to: 1) watch the program at the scheduled time, 2) watch the program immediately, 3) reschedule the program to another time (e.g., by entering a new start-time or selecting a start-time from a list provided by the program guide), or 4) cancel the selected program.

Although not specifically shown in the flow chart of FIG. 9, the viewer may at any time exit back to the normal television viewing by pressing the exit to TV key 59 on remote 50.

The foregoing is merely illustrative of the principles of this invention and various modifications can be made by those skilled in the art without departing from the scope and spirit of the invention.

What is claimed is:

1. An interactive television video-on-demand program guide system implemented on viewer television equipment having a main display screen comprising:

means for displaying a program guide display on the viewer television equipment that displays at least one video-on-demand program listing;

means for indicating that a video clip preview is available for a video-on-demand program that is associated with a

## 12

video-on-demand program listing wherein the indication is provided with the video-on-demand program listing;

means for allowing a viewer to select to view the video clip preview from the program guide display;

means for displaying the video clip preview on the viewer television equipment; and

means for displaying an ordering display screen after the video clip preview of the video-on-demand program is displayed, wherein the ordering display screen provides the viewer with the opportunity to select an ordering option to order the video-on-demand program.

2. The interactive television program guide system defined in claim 1 wherein the indicating means is an icon.

3. The interactive television program guide system defined in claim 1 further comprising means for displaying a requested video clip preview in a video window.

4. The interactive television program guide system defined in claim 1 further comprising means for displaying a requested video clip preview in a full screen video window.

5. The interactive television program guide system defined in claim 1 further comprising means for displaying a requested video clip preview in a partial screen video window while the program guide display is displayed.

6. The interactive television program guide system defined in claim 5 further comprising means for displaying a given television program while the partial screen video window and the program guide display are displayed.

7. A method for providing an interactive television video-on-demand program guide system implemented on viewer television equipment having a main display screen comprising:

displaying a program guide display on the viewer television equipment that displays at least one video-on-demand program listing;

indicating that a video clip preview is available for a video-on-demand program that is associated with a video-on-demand program listing wherein the indication is provided with the video-on-demand program listing;

allowing a viewer to select to view the video clip preview from the program guide display;

displaying the video clip preview on the viewer television equipment; and

displaying an ordering display screen after the video clip preview of the video-on-demand program is displayed, wherein the ordering display screen provides the viewer with the opportunity to select an ordering option to order the video-on-demand program.

8. The method defined in claim 7 wherein the indicating further comprises using an icon.

9. The method defined in claim 7 wherein the displaying the video clip preview further comprises displaying a requested video clip preview in a video window.

10. The method defined in claim 7 wherein the displaying the video clip preview further comprises displaying a requested video clip preview in a full screen video window.

11. The method defined in claim 7 wherein the displaying the video clip preview further comprises displaying a requested video clip preview in a partial screen video window while the program guide display is displayed.

12. The method defined in claim 11 wherein the displaying the video clip preview further comprises displaying a given television program while the partial screen video window and the program guide display are displayed.

13. Machine-readable media for use in an interactive television video-on-demand program guide system in which an interactive television program guide is implemented on

**13**

viewer television equipment of a viewer, the viewer television equipment comprising an audio output and a video output, wherein the media is encoded with machine-readable instructions for performing the method comprising:

displaying a program guide display on the viewer television equipment that displays at least one video-on-demand program listing;

indicating that a video clip preview is available for a video-on-demand program that is associated with a video-on-demand program listing wherein the indication is provided with the video-on-demand program listing;

allowing a viewer to select to view the video clip preview from the program guide display;

displaying the video clip preview on the viewer television equipment; and

displaying an ordering display screen after the video clip preview of the video-on-demand program is displayed, wherein the ordering display screen provides the viewer with the opportunity to select an ordering option to order the video-on-demand program.

**14**

**14.** The machine-readable media defined in claim **13** wherein the indicating further comprises using an icon.

**15.** The machine-readable media defined in claim **13** wherein the displaying the video clip preview further comprises displaying a requested video clip preview in a video window.

**16.** The machine-readable media defined in claim **13** wherein the displaying the video clip review further comprises displaying a requested video clip preview in a full screen video window.

**17.** The machine-readable media defined in claim **13** wherein the displaying the video clip preview further comprises displaying a requested video clip preview in a partial screen video window while the program guide display is displayed.

**18.** The machine-readable media defined in claim **17** wherein the displaying the video clip preview further comprises displaying a given television program while the partial screen video window and the program guide display are displayed.

\* \* \* \* \*

UNITED STATES PATENT AND TRADEMARK OFFICE  
**CERTIFICATE OF CORRECTION**

PATENT NO. : 7,493,643 B2  
APPLICATION NO. : 10/865699  
DATED : February 17, 2009  
INVENTOR(S) : Michael D. Ellis

Page 1 of 2

It is certified that error appears in the above-identified patent and that said Letters Patent is hereby corrected as shown below:

Figure 1B, In first line of diagram, change "CATERGORY" to --CATEGORY--

Figure 9, In third level of processing boxes, change "CATERGORIES" to

--CATEGORIES--

Column 1, line 15, change "guide-display" to --guide display--

Column 2, line 46, delete "." after "available"

Column 3, line 32, delete "of" before "video"

Column 4, line 12, change "The program order and also" to --The program can be  
ordered and also--

Column 4, line 35, change "program" to --programs--

Column 5, line 10, delete "." after "server"

Column 5, line 21, change "systems" to --system--

Column 6, line 62, delete "." after "ment"

Column 8, line 41, delete "." after "53"

Column 8, line 46, delete "is" after "70"

Column 10, line 48, delete "," after "and"

Column 10, line 56, change "u" to --a--

Column 10, line 60, delete "," before "flow"

UNITED STATES PATENT AND TRADEMARK OFFICE  
**CERTIFICATE OF CORRECTION**

PATENT NO. : 7,493,643 B2  
APPLICATION NO. : 10/865699  
DATED : February 17, 2009  
INVENTOR(S) : Michael D. Ellis


Page 2 of 2

It is certified that error appears in the above-identified patent and that said Letters Patent is hereby corrected as shown below:

Column 11, line 30, change "fill-out" to --fill out--

Signed and Sealed this

Fifteenth Day of September, 2009

A handwritten signature in black ink that reads "David J. Kappos". The signature is written in a cursive, slightly slanted style.

David J. Kappos  
*Director of the United States Patent and Trademark Office*