



US007659905B2

(12) **United States Patent**
Subramanian et al.

(10) **Patent No.:** **US 7,659,905 B2**
(45) **Date of Patent:** **Feb. 9, 2010**

(54) **METHOD AND SYSTEM TO PRE-FETCH DATA IN A NETWORK**

(56) **References Cited**

U.S. PATENT DOCUMENTS

(75) Inventors: **Mahesh Subramanian**, San Jose, CA (US); **Bill Orcutt**, San Francisco, CA (US)

7,062,756 B2 * 6/2006 Kamen et al. 717/127
7,343,396 B2 * 3/2008 Kausik et al. 709/217
7,343,397 B2 * 3/2008 Kochanski 709/218
7,389,330 B2 * 6/2008 Dillon et al. 709/219

(73) Assignee: **eBay Inc.**, San Jose, CA (US)

(*) Notice: Subject to any disclaimer, the term of this patent is extended or adjusted under 35 U.S.C. 154(b) by 499 days.

* cited by examiner

Primary Examiner—Phu K Nguyen
(74) *Attorney, Agent, or Firm*—Schwegman, Lundberg & Woessner, P.A.

(21) Appl. No.: **11/359,859**

(22) Filed: **Feb. 22, 2006**

(57) **ABSTRACT**

(65) **Prior Publication Data**

US 2007/0216674 A1 Sep. 20, 2007

(51) **Int. Cl.**
G06T 15/00 (2006.01)

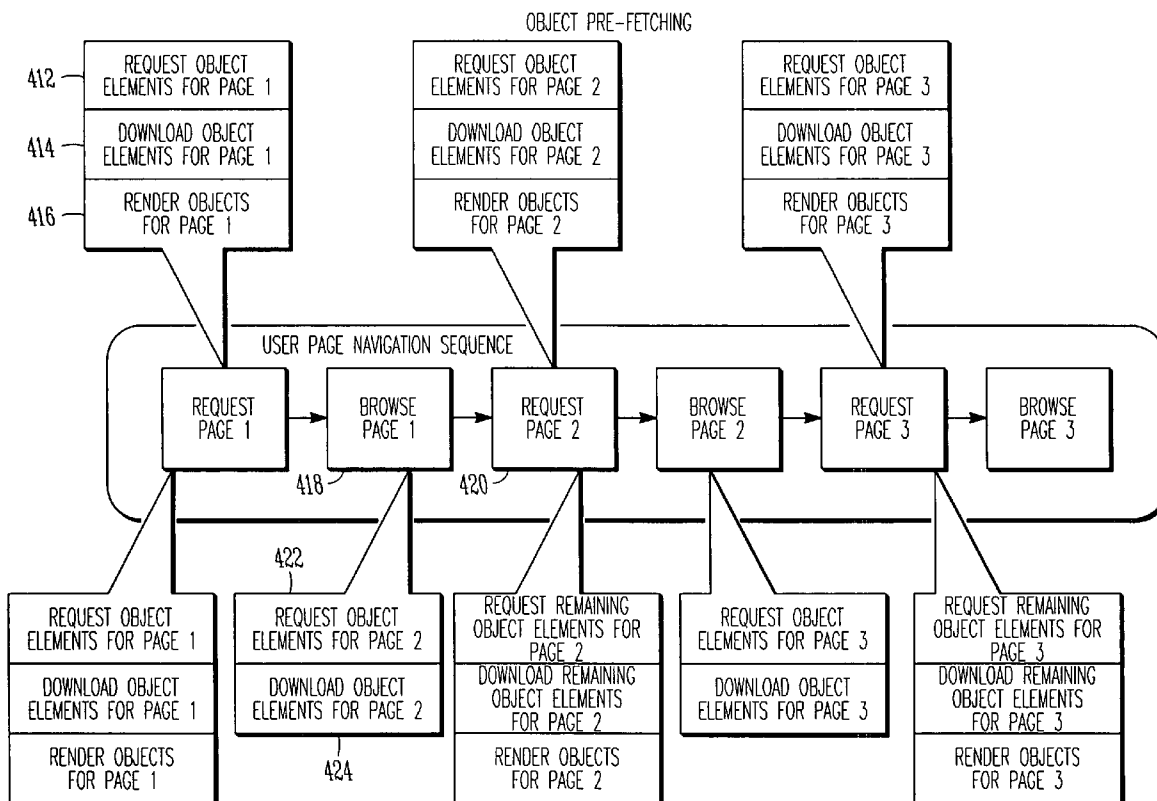
(52) **U.S. Cl.** **345/530**; 709/217; 717/127; 717/141; 717/154

(58) **Field of Classification Search** 345/530; 709/217, 218, 219; 717/127, 141, 154

See application file for complete search history.

A system and method of pre-fetching data in a network includes displaying first data to a user, the first data being upstream of other data in a data flow. Before receiving a request from the user to view the other data, retrieving at least some of the other data and storing the retrieved other data in a memory device. After a request is received from the user to display the other data, using the stored data for the display to the user.

23 Claims, 7 Drawing Sheets



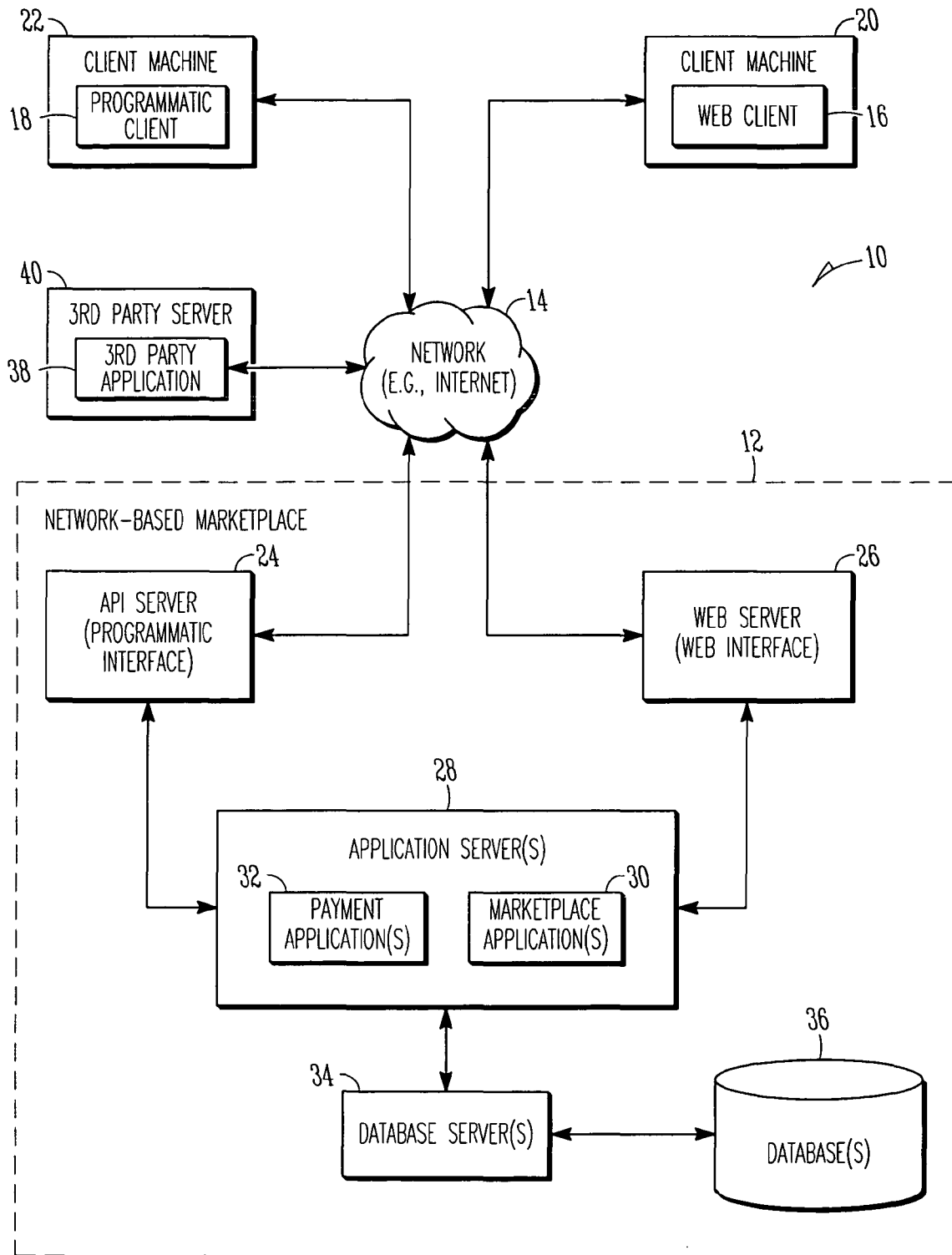


FIG. 1

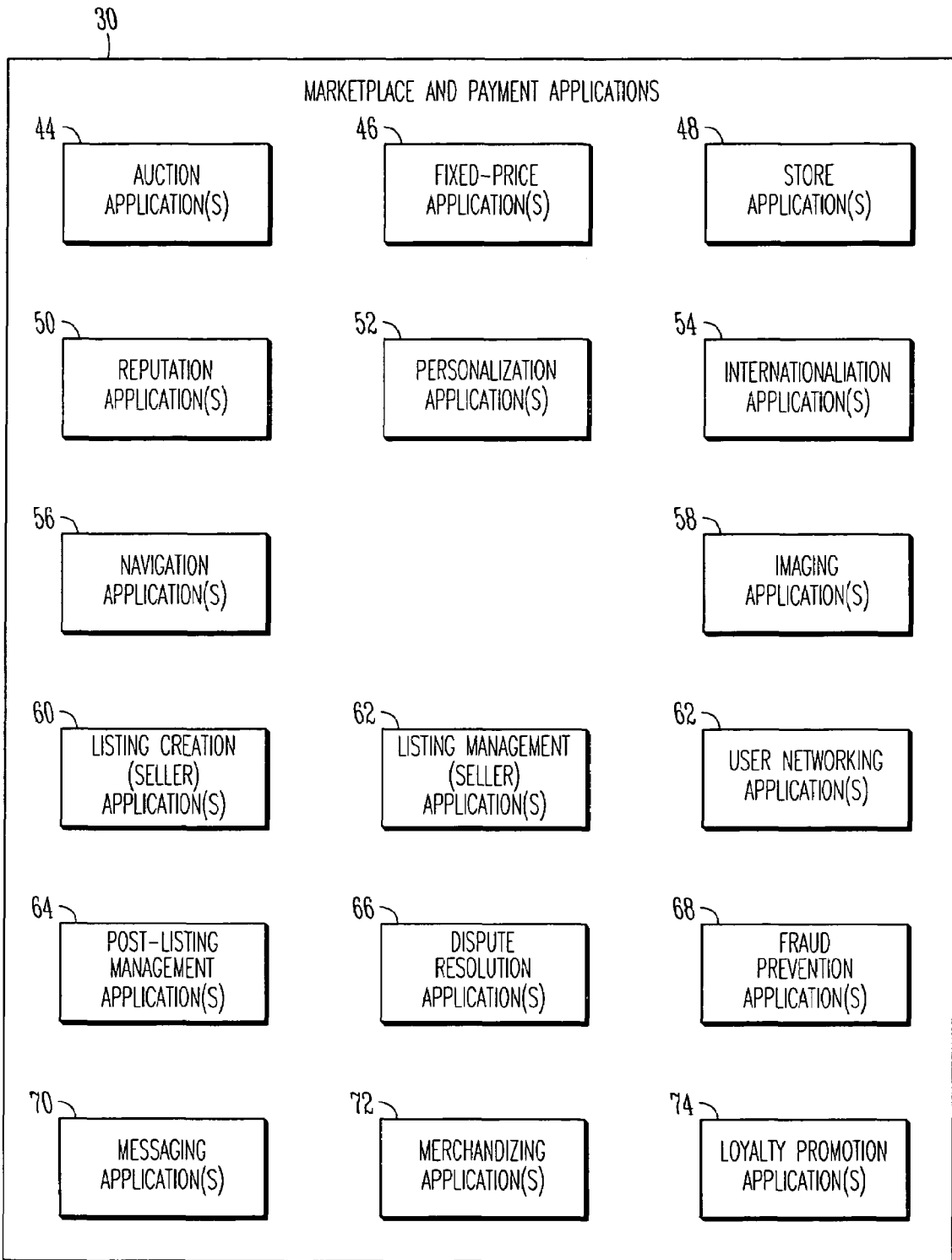


FIG. 2

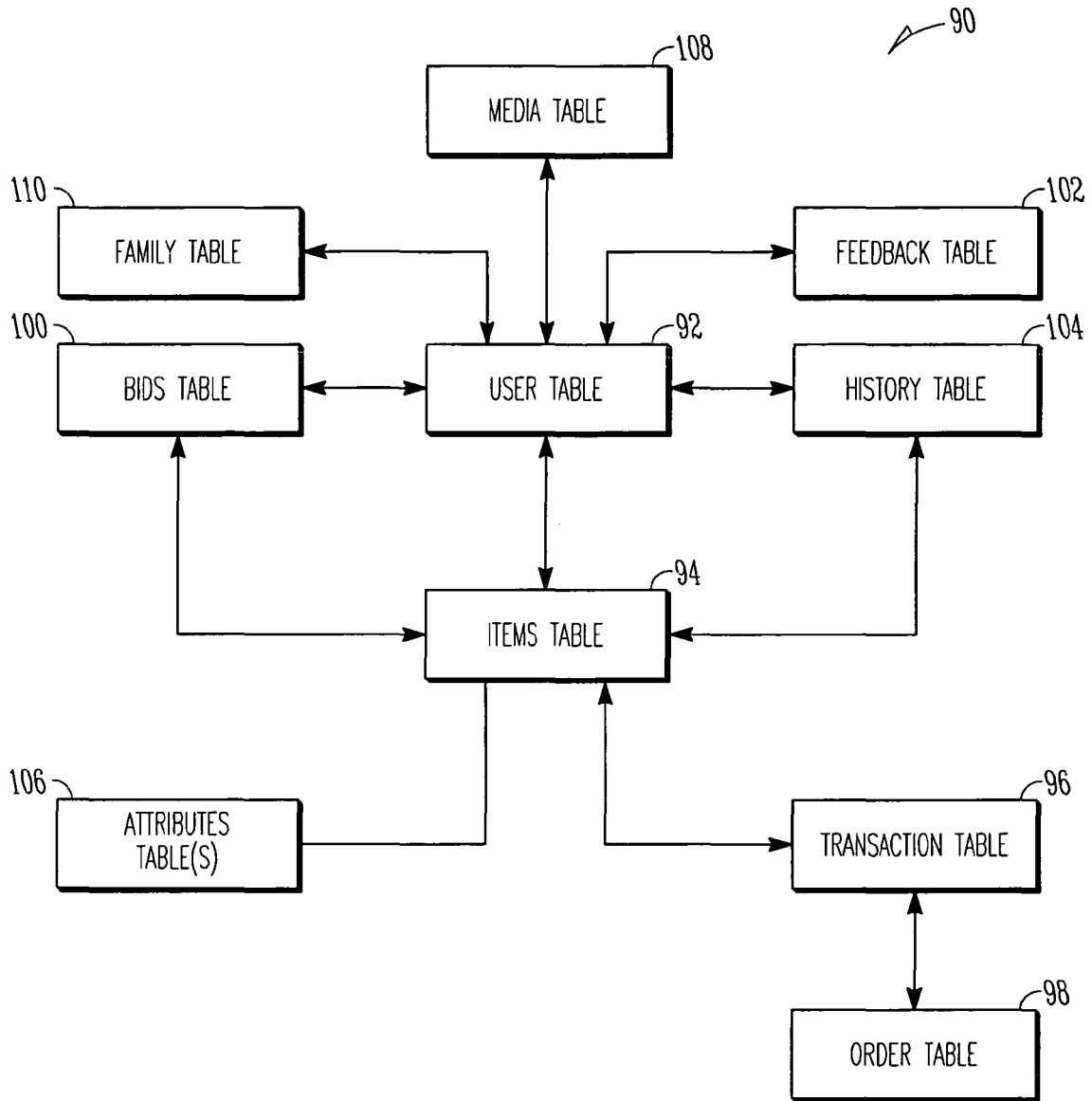
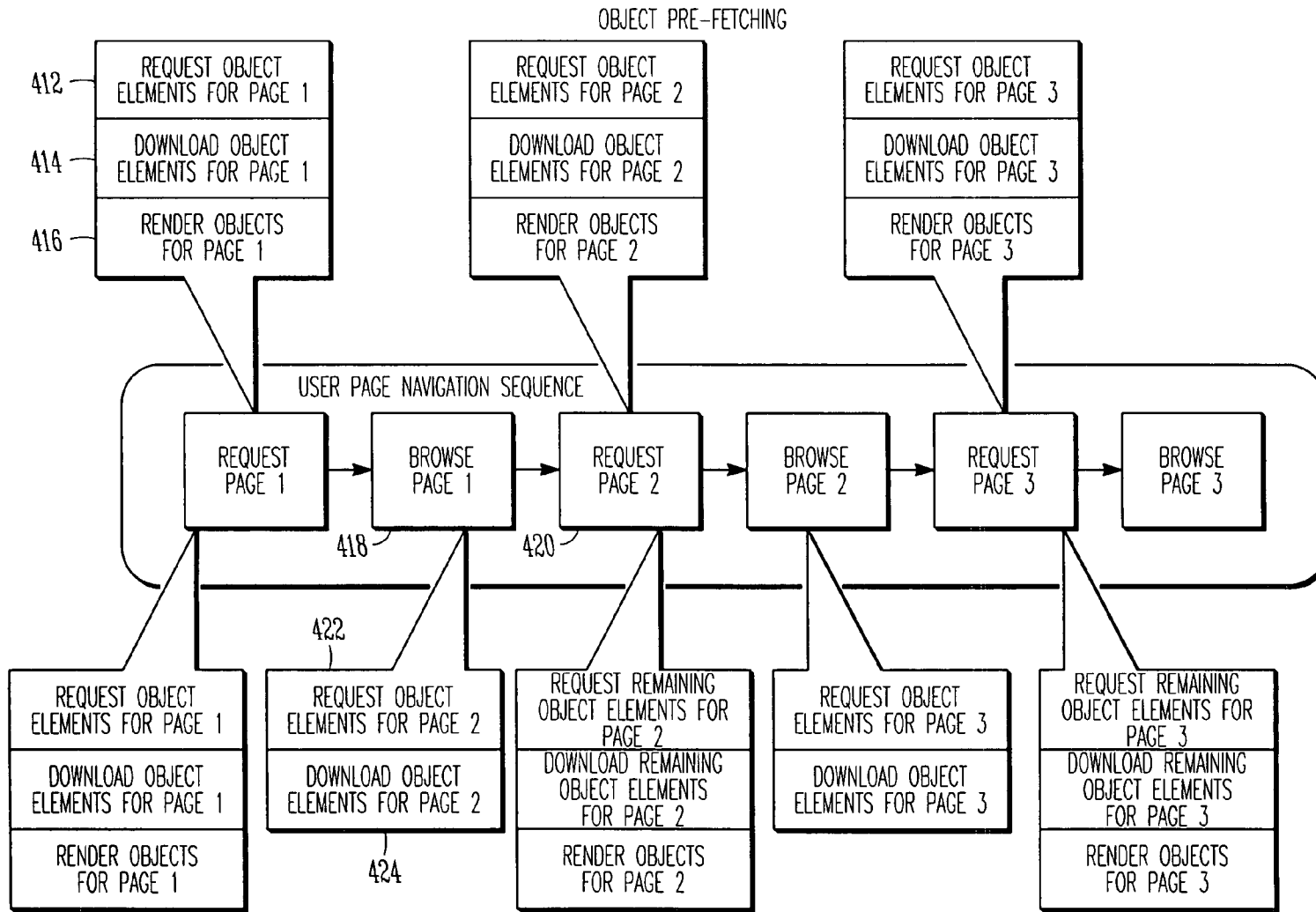


FIG. 3



FLOW CHART SHOWING THE TYPICAL FLOW AND THE OPTIMIZED FLOW

FIG. 4

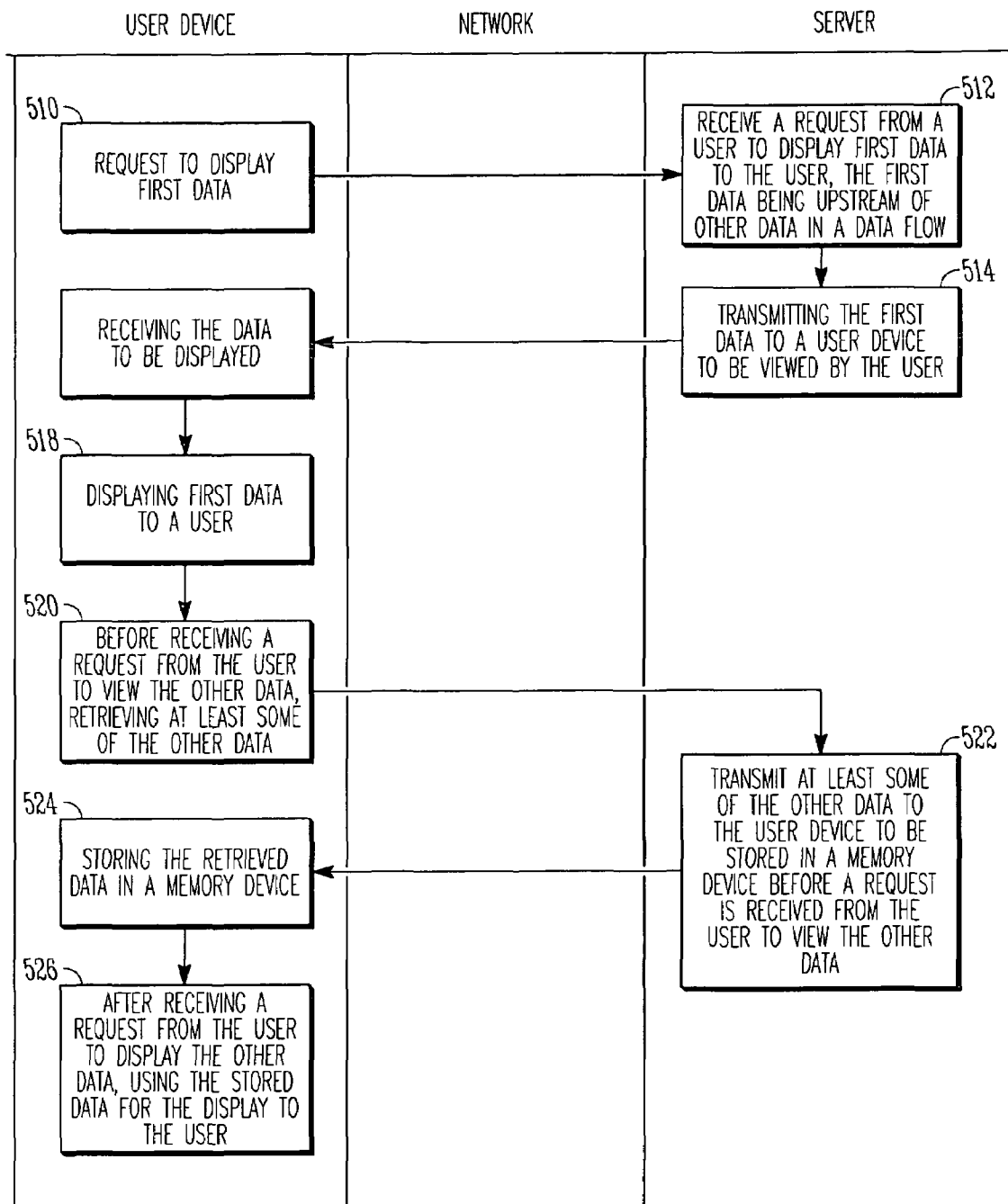


FIG. 5

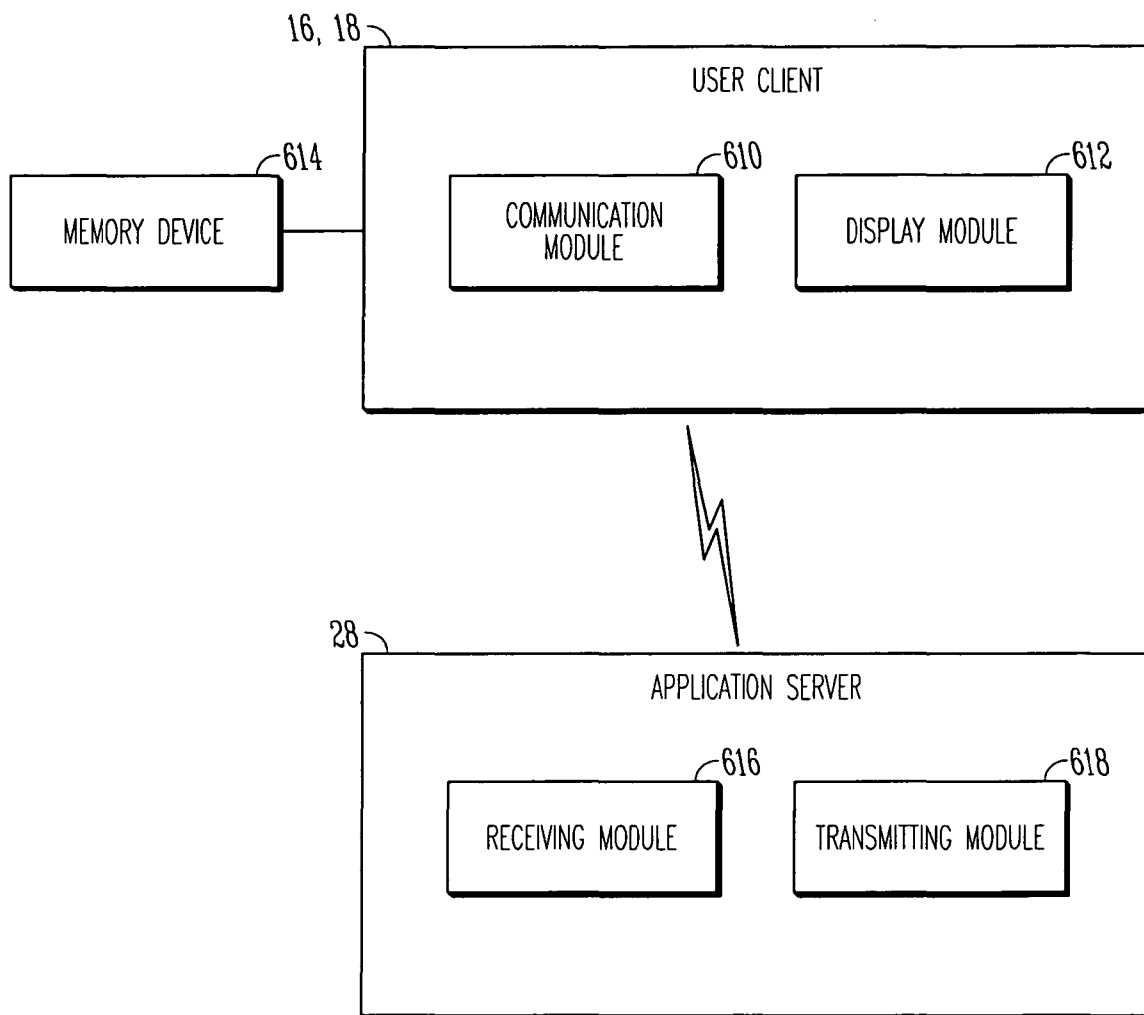


FIG. 6

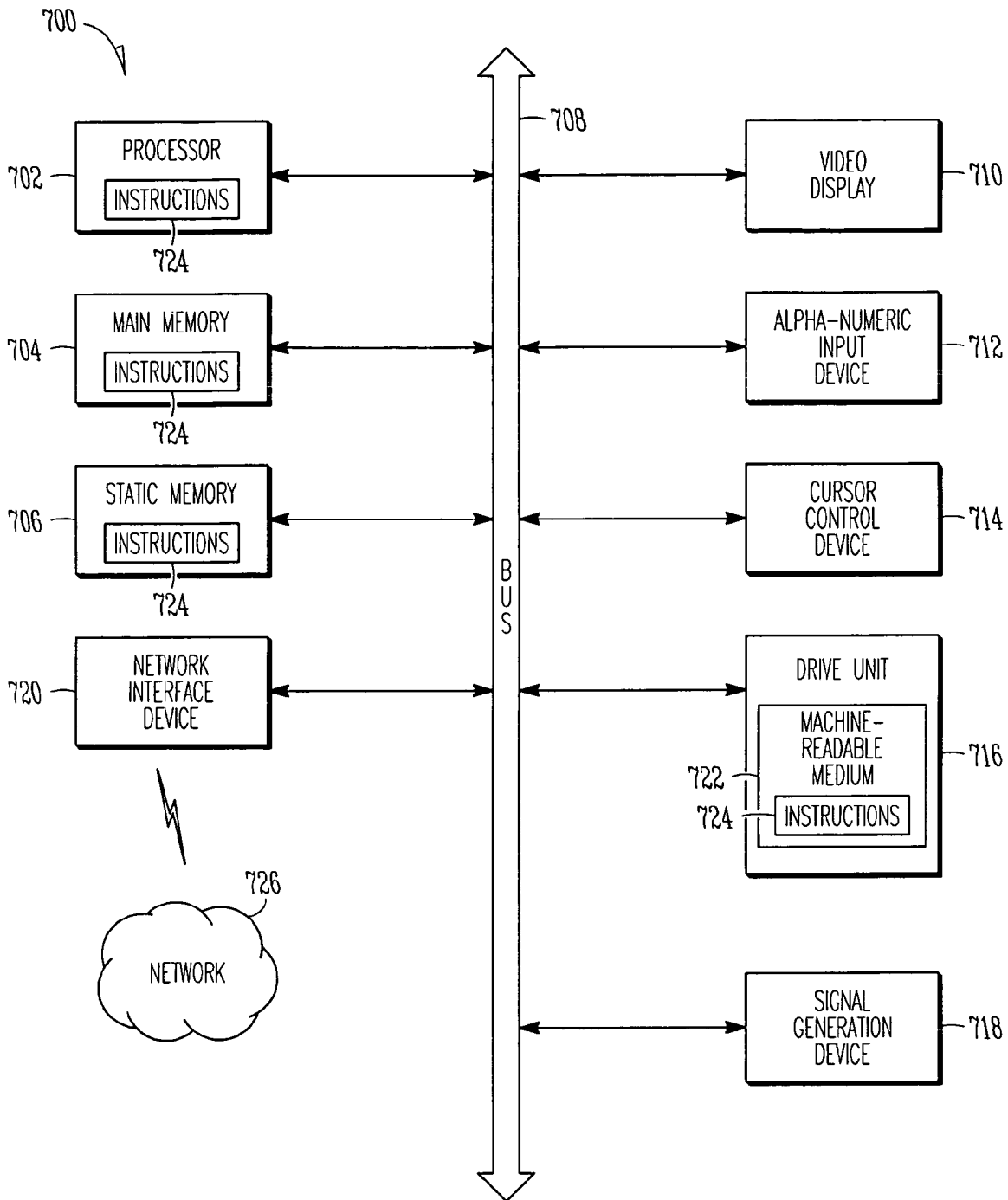


FIG. 7

1

METHOD AND SYSTEM TO PRE-FETCH DATA IN A NETWORK

FIELD

Embodiments relate generally to the technical field of network data communications and, in one example embodiment, to methods and systems to pre-fetch data in a network.

BACKGROUND

There are many situations in which a network user (e.g., a person accessing the Internet) may desire to communicate (e.g. download or otherwise receive) a relatively large amount of data via the network from another client computer or a server computer.

For example, consider that electronic commerce utilizes the Internet to sell goods and services to customers, and has been increasing in its scope and scale at increasing rates. A seller will typically list an item for sale or auction by inputting information regarding the item for sale into a plurality of information fields using a remote user input device, for example a user computer. The computer is connected to a communications network such as the Internet and when the user has completed inputting the information, data is transmitted to a central server to create the listing.

A potential buyer accesses the central server using a remote user input device, for example a user computer typically via the Internet, and views the listing and perhaps makes an offer to purchase the listing.

In order to do this both the seller and the buyer typically navigate through a series of web pages over the Internet.

However, where the amount of data to be transmitted to the user computer is large, it will be appreciated that the user will wait for some time while the data is transmitted over the network and they receive the data and are able to view it, typically using a web browser. This is particularly exaggerated for dial-up and low broadband users.

Of course, the above is just one example environment in which a user may desire to receive data via a network (e.g. the Internet). Photo hosting sites on the Internet have been increasing in popularity, and require users to download multiple digital photographs from a server to view these digital photographs and to order physical prints of the digital photographs.

Other examples of relatively large digital files that a user may wish to download over a network include audio and video files. For example, a user may wish to download an MPEG video from a web site for archiving and availability to other users. Similarly, certain web sites may act as distribution channels for up-and-coming musical artists, and may accordingly allow for the downloading of MP3 files from a web site (e.g., www.MP3.com)

BRIEF DESCRIPTION OF THE DRAWINGS

FIG. 1 is a detailed network diagram depicting a system having a client-server architecture, in accordance with one example embodiment.

FIG. 2 is a block diagram illustrating multiple commerce system and payment applications, in one example embodiment.

FIG. 3 is a high-level entity-relationship diagram, in accordance with an example embodiment.

FIG. 4 is an example method of pre-fetching data in a network.

2

FIG. 5 is an example method of pre-fetching data in a network.

FIG. 6 shows an example system to implement the above method.

FIG. 7 shows a diagrammatic representation of a machine in the example form of a computer system within which instructions, for causing the machine to perform any one or more of the methodologies discussed herein, may be executed.

DETAILED DESCRIPTION

Methods and systems to transmit data within a distributed computer system are described. In the following description, for purposes of explanation, numerous specific details are set forth in order to provide a thorough understanding of the present invention. It will be evident, however, to one skilled in the art that the example embodiments may be practiced without these specific details.

In one example embodiment, a method and system pre-fetch browser cacheable objects in anticipation of user navigation using available free cycles (e.g., user think time). In an example Web-based system, a prefetch system and method may be utilized to optimize a “buying” flow presented by Internet-based commerce web site (e.g., Homepage→Search→View Item→Sign-in-to-bid). An operator of the Internet-based commerce web site may, for example, observe that buyer will typically navigate the pages in the fashion outlined above most of the time. Accordingly, an example method and system may be used to pre-fetch objects present on the Search page when the user visits the Homepage, View Item objects may be pre-fetched on the Search page, Sign-in objects may be prefetch on the View Item page and so on. With the pre-fetch of such browser cacheable objects, when the user navigates to the next page in the flow, since cacheable objects have been pre-fetched and is available from the browser cache, the page loads quickly resulting in fast page response times. Also, since the pre-fetch happens asynchronously and after page load there is no performance impact on the currently loading page.

One example embodiment is described in the context of a commerce system; however it will be appreciated that the invention could be implemented in other contexts. Indeed, other example embodiments may be implemented in a wide variety of networking environments in which a data file (or other data structure, such as a JavaScript object from example) requires communication or transmission over a network.

The below described embodiments are directed to methods and systems to transmit data within a network.

In one aspect, a system includes a display module to display first data to a user, the first data being upstream of other data in a data flow; a memory device; and a communication module to receive at least some of the other data before receiving a request from the user to view the other data and to store the received other data in the memory device, wherein after a request is received from the user to display the other data, the display device uses this stored data for the user display.

In another aspect, a system includes a receiving module to receive a request from a user to display first data to the user, the first data being upstream of other data in a data flow; and a transmitting module to transmit the first data to a user device to be viewed by the user and to further transmit, before a request is received from the user to view the other data, at least some of the other data to the user device to be stored in a memory device.

In another aspect, a method of pre-fetching data in a network includes receiving a request from a user to display first data to the user, the first data being upstream of other data in a data flow; transmitting the first data to a user device to be viewed by the user; and transmitting at least some of the other data to the user device to be stored in a memory device before a request is received from the user to view the other data.

In another aspect, a method of pre-fetching data in a network includes displaying first data to a user, the first data being upstream of other data in a data flow; before receiving a request from the user to view the other data, retrieving at least some of the other data; storing the retrieved data in a memory device; and after receiving a request from the user to display the other data, using the stored other data for the display to the user.

Platform Architecture

FIG. 1 is a network diagram depicting a system 10, according to one example embodiment, having a client-server architecture. A server platform, in the example form of commerce system 12, provides server-side functionality, via a network 14 (e.g., the Internet) to one or more clients. FIG. 2 illustrates, for example, a web client 16 (e.g., a browser, such as the Internet Explorer browser developed by Microsoft Corporation of Redmond, Wash. State), and a programmatic client 18 executing on respective client machines 20 and 22.

Turning specifically to the network-based commerce system 12, an Application Program Interface (API) server 24 and a web server 26 are coupled to, and provide programmatic and web interfaces respectively to, one or more application servers 28. The application servers 28 host one or more applications (e.g., commerce system applications 30 and payment applications 32.) The application servers 28 are, in turn, shown to be coupled to one or more databases servers 34 that facilitate access to one or more databases 36.

The commerce system applications 30 provide a number of commerce system functions and services to users that access the commerce system 12. The payment applications 32 likewise provide a number of payment services and functions to users. The payment applications 32 may allow users to qualify for, and accumulate, value (e.g., in a commercial currency, such as the U.S. dollar, or a proprietary currency, such as "points") in accounts, and then later to redeem the accumulated value for products (e.g., goods or services) that are made available via the commerce system applications 30. While the commerce system and payment applications 30 and 32 are shown in FIG. 1 to both form part of the network-based commerce system 12, it will be appreciated that, in alternative embodiments of the present invention, the payment applications 32 may form part of a payment service that is separate and distinct from the commerce system 12.

Further, while the system 10 shown in FIG. 1 employs a client-server architecture, embodiments of the present invention are of course not limited to such an architecture, and could equally well find application in a distributed, or peer-to-peer, architecture system. The various commerce system and payment applications 30 and 32 could also be implemented as standalone software programs, which do not necessarily have networking capabilities.

The web client 16, it will be appreciated, accesses the various commerce system and payment applications 30 and 32 via the web interface supported by the web server 26. Similarly, the programmatic client 18 accesses the various services and functions provided by the commerce system and payment applications 30 and 32 via the programmatic interface provided by the API server 24. The programmatic client 18 may, for example, be a seller application (e.g., the Tur-

boLister application developed by eBay Inc., of San Jose, Calif.) to enable sellers to author and manage listings on the commerce system 12 in an off-line manner, and to perform batch-mode communications between the programmatic client 18 and the network-based commerce system 12. Example embodiments may be deployed either within an interface presented by the web client 16, or the programmatic client 18.

FIG. 1 also illustrates a third party application 38, executing on a third party server machine 40, as having programmatic access to the network-based commerce system 12 via the programmatic interface provided by the API server 24. For example, the third party application 38 may, utilizing information retrieved from the network-based commerce system 12, support one or more features or functions on a website hosted by the third party. The third party website may, for example, provide one or more promotional, commerce system or payment functions that are supported by the relevant applications of the network-based commerce system 12.

Commerce SYSTEM Applications

FIG. 2 is a block diagram illustrating multiple commerce system and payment applications 30 that, in one example embodiment, are provided as part of the network-based commerce system 12. The commerce system 12 may provide a number of listing and price-setting mechanisms whereby a seller may list goods or services for sale, a buyer can express interest in or indicate a desire to purchase such goods or services, and a price can be set for a transaction pertaining to the goods or services. To this end, the commerce system applications 30 are shown to include one or more auction applications 44 which support auction-format listing and price setting mechanisms (e.g., English, Dutch, Vickrey, Chinese, Double, Reverse auctions etc.). The various auction applications 44 may also provide a number of features in support of such auction-format listings, such as a reserve price feature whereby a seller may specify a reserve price in connection with a listing and a proxy-bidding feature whereby a bidder may invoke automated proxy bidding.

A number of fixed-price applications 46 support fixed-price listing formats (e.g., the traditional classified advertisement-type listing or a catalogue listing) and buyout-type listings. Specifically, buyout-type listings (e.g., including the Buy-It-Now (BIN) technology developed by eBay Inc., of San Jose, Calif.) may be offered in conjunction with an auction-format listing, and allow a buyer to purchase goods or services, which are also being offered for sale via an auction, for a fixed-price that is typically higher than the starting price of the auction.

Store applications 48 allow sellers to group their listings within a "virtual" store, which may be branded and otherwise personalized by and for the sellers. Such a virtual store may also offer promotions, incentives and features that are specific and personalized to a relevant seller.

Reputation applications 50 allow parties that transact utilizing the network-based commerce system 12 to establish, build and maintain reputations, which may be made available and published to potential trading partners. Consider that where, for example, the network-based commerce system 12 supports person-to-person trading, users may have no history or other reference information whereby the trustworthiness and credibility of potential trading partners may be assessed. The reputation applications 50 allow a user, for example through feedback provided by other transaction partners, to establish a reputation within the network-based commerce system 12 over time. Other potential trading partners may then reference such a reputation for the purposes of assessing credibility and trustworthiness.

Personalization applications **52** allow users of the commerce system **12** to personalize various aspects of their interactions with the commerce system **12**. For example a user may, utilizing an appropriate personalization application **52**, create a personalized reference page at which information regarding transactions to which the user is (or has been) a party may be viewed. Further, a personalization application **52** may enable a user to personalize listings and other aspects of their interactions with the commerce system **12** and other parties.

In one embodiment, the network-based commerce system **12** may include a one or more internationalization applications **54** that support a number of marketplaces. Each marketplace may be customized, for example, for specific geographic regions. A version of the commerce system **12** may be customized for the United Kingdom, whereas another version of the commerce system **12** may be customized for the United States. Each of these versions may operate as an independent commerce system, or may be customized (or internationalized) presentations of a common underlying commerce system.

Navigation of the network based-commerce system **12** may be facilitated by one or more navigation applications **56**. For example, a search application enables key word searches of listings published via the commerce system **12**. A browse application allows users to browse various category, catalogue, or inventory data structures according to which litmus may be classified within the commerce system **12**. Various other navigation applications may be provided to supplement the search and browsing applications.

In order to make listings, available via the network-based commerce system **12**, as visually informing and attractive as possible, the commerce system applications **30** may include one or more imaging applications **58** utilizing which users may upload images for inclusion within listings. An imaging application **58** also operates to incorporate images within viewed listings. The imaging applications **58** may also support one or more promotional features, such as image galleries that are presented to potential buyers. For example, sellers may pay an additional fee to have an image included within a gallery of images for promoted items.

Listing creation applications **60** allow sellers conveniently to author listings pertaining to goods or services that they wish to transact via the commerce system **12**, and listing management applications **62** allow sellers to manage such listings. Specifically, where a particular seller has authored and/or published a large number of listings, the management of such listings may present a challenge. The listing management applications **62** provide a number of features (e.g., auto-relisting, inventory level monitors, etc.) to assist the seller in managing such listings. Example embodiments of the present invention may be deployed as part of one or more listing creation applications **60**, so as to enable sellers to efficiently upload digital files (e.g., image, video or audio data files) for inclusion within listing information published by the commerce system **12**.

One or more post-listing management applications **64** also assist sellers with a number of activities that typically occur post-listing. For example, upon completion of an auction facilitated by one or more auction applications **44**, a seller may wish to leave feedback regarding a particular buyer. To this end, a post-listing management application **64** may provide an interface to one or more reputation applications **50**, so as to allow the seller conveniently to provide feedback regarding multiple buyers to the reputation applications **50**.

Data Structures

FIG. 3 is a high-level entity-relationship diagram, illustrating various tables **90** that may be maintained within the databases **36**, and that are utilized by and support the commerce system and payment applications **30** and **32**. A user table **92** contains a record for each registered user of the network-based commerce system **12**, and may include identifier, address and financial instrument information pertaining to each such registered user. A user may, it will be appreciated, operate as a seller, a buyer, or both, within the network-based commerce system **12**. In one example embodiment, a buyer may be a user that has accumulated value (e.g., commercial or proprietary currency), and is then able to exchange the accumulated value for items that are offered for sale by the network-based commerce system **12**.

The tables **90** also include an items table **94** in which are maintained item records for goods and services that are available to be, or have been, transacted via the commerce system **12**. Each item record within the items table **94** may furthermore be linked to one or more user records within the user table **92**, so as to associate a seller and one or more actual or potential buyers with each item record.

A transaction table **96** contains a record for each transaction (e.g., a purchase transaction) pertaining to items for which records exist within the items table **94**.

An order table **98** is populated with order records, each order record being associated with an order. Each order, in turn, may be with respect to one or more transactions for which records exist within the transactions table **96**.

Bid records within a bids table **100** each relate to a bid received at the network-based commerce system **12** in connection with an auction-format listing supported by an auction application **44**. A feedback table **102** is utilized by one or more reputation applications **50**, in one example embodiment, to construct and maintain reputation information concerning users. A history table **104** maintains a history of transactions to which a user has been a party. One or more attributes tables **106** record attribute information pertaining to items for which records exist within the items table **94**. Considering only a single example of such an attribute, the attributes tables **106** may indicate a currency attribute associated with a particular item, the currency attribute identifying the currency of a price for the relevant item as specified in by a seller.

The tables **90** also include a media table **108** to store digital media files associated with item information maintained within items table **94**. Specifically, the digital media files may comprise image, video or audio files that are included within, or accessible via, a listing to provide further information pertinent to a particular listing. It will be appreciated that, relative to text information that may be included within the items table **94**, the digital media files within the media table **108** may be relatively large and accordingly require additional time and resources to upload to the commerce system **12** from a programmatic client **18** or a web client **16**.

Referring to FIGS. **4** and **5**, for a seller to list an offering for sale or auction on the network based commerce system **12**, the seller will typically access the commerce system **12** using a programmatic client **18** or web client **16**.

The clients **18** and **16** are accessed by the user via a graphical user interface of a user's computer, for example, and these prompt a user to enter information into a plurality of fields displayed on the graphical user interface.

The user will typically navigate through various graphical user interfaces where data is displayed to the user, and wherein each graphical user interface will typically include at least one link to other data or a plurality of links to other data.

For example, where the user accesses a web page via the Internet, the web page is displayed to the user with a plurality of links to other web pages.

The seller then inputs information using a user input device which is received by the programmatic client 18 or the web client 16 and then transmitted over the network 14 to the commerce system 12.

The information which the seller will want to input will typically be information including the user's identification (otherwise referred to as the seller's identification) and information relating to offering identification, typically with price information.

A sequence, series or a set of web pages that are presented to a user when navigating a web site may be referred to as a "flow" or a "page flow". The flow of web pages may be determined or specified in a number of ways. For example, a flow of web pages may be defined by links embedded into the relevant web pages that link the relevant pages into a flow.

In one example, the page flow captures the sequence of pages URL's that the user will visit during the course of their site navigation. A typical buyer on an e-commerce site, for example, would visit the homepage, search for an item by typing a search term or clicking on a category which takes the user to the item listings page (also referred to as a search page). The user would then click on an item from the list and be taken to a View Item page. If interested in the item, the user will initiate bidding which will require a sign in. The user is taken to the sign in page and subsequently to the bidding page. In this example, the flow captures the natural sequence of operations or pages that the user would follow to perform his operation.

However, a flow may also be determined by any combination of inputs provided into a particular web page. For example, in a sequence, a next web page to be presented to a user may be determined based on input (e.g., data) provided via a current web page to an underlying Web application. Consider that particular choices or input provide on one page may be utilized by a web site to identify a subsequent web page to be communicated and displayed to a user. User provided data may be communicated to web site (e.g., via a POST operation) when a user selects a SUBMIT button presented on a current web page. In this scenario, it will be appreciated that the SUBMIT button does not link to a particular subsequent web page, but merely initiates a posting of the data entered by the user into the current web page to the web site.

A page flow may for example be a directory of Web application files that work together to implement a user interface (UI) feature. For example, a page flow may also implement a Web application's user registration wizard feature. One example of a page flow is a Java Page Flow (JPF), which is a group of pages (e.g., JavaServer Pages—JSPs) and an annotated Java "controller" class that defines the flow of an application. In addition to allowing complex logic to dictate which pages are displayed, JPF technology helps decouple page authoring from application logic by preventing one page from directly referencing another. JPF technology also allows for state management, and reuse of entire flows within other flows. Page Flows assists in building Java web applications. When programming with Page Flows, the developer writes Java classes and pages, and there is very little occasion to work with configuration files, or other components. Page Flow programming also assists in separating presentation logic from data processing logic. Data processing and the web application configurables are handled in a single Java class using a simple declarative programming model.

Many common web application programming tasks are accomplished through a declarative programming model using, for example JSR 175 metadata annotations. JSR 175 metadata annotations, "annotations" for short, are property setters for Java classes and methods, alleviating the need for independent configuration files. Navigation, exception handling, validation, and other tasks become configurable properties of a single Java class, the "controller" class that drives the web application.

Continuing the discussion of the example JPF technology, when a user enters a Page Flow (e.g., by calling an URL in the Page Flow's URL space), an instance of the Page Flow's controller class may be created. While the user is in the Page Flow, the controller class stores the accumulated flow-related state in member variables of the controller class. The methods within the class have access to the accumulated state, thus facilitating state management within the web application. For example, if a web application calls for a multi-page registration, where the user moves from page to page filling out a user profile. The controller class stores the user data as the user progresses through the registration and has access to the profile data as session state. When the user leaves the Page Flow, the state is automatically cleaned up.

Page flows implemented utilizing JPF technology may also be modular. For example, a single web application can have multiple Page Flows within it, allowing a programmer to break up the application into separate, self-contained chunks of functionality. Page Flow web applications also contain a global Page Flow, called the "shared flow", which is both a fallback handler for unhandled actions and exceptions and a place to store session state. An instance of the shared flow class is stored in the user session upon the first request to any Page Flow and remains until the session ends. When an action is raised in a Page Flow, and that action is not handled by the Page Flow, the shared flow gets a chance to handle it. The same is true for an exception raised within a Page Flow: if it is unhandled in the Page Flow, the shared flow gets a chance to handle it.

Page flows implemented utilizing JPF technology may also be nestable. Page flow nesting provides a programmer with an ability to break up a project into separate, self-contained bits of functionality. Nesting may be regarded as a way of pushing aside the current page flow temporarily and transferring control to another (nested) page flow with the intention of coming back to the original (nesting) one.

Returning to the general discussion regarding page flows, where the seller is presented a sequence of web pages (e.g., a page flow), it may take some time for all the data in a subsequent web page to be transmitted over the network to the user's device.

To address this, at least some of the data from downstream web pages in a page flow is downloaded and cached in a memory device, typically a memory device of the user device, before a request is received from the user to view the linked web page. Thus, the data is being downloaded while the user is browsing the web page currently displayed on their graphical user interface.

It will be appreciated that static objects are browser cacheable while dynamic objects are objects whose contents needs to be composed every time and are therefore not cacheable. For HTTP requests these will be marked with suitable no-cache header directives

In one embodiment, the downloaded data may comprise a cacheable object such as a JavaScript object Images, CSS (style sheets) or Flash objects to name a few examples. These are in general static objects.

In one embodiment, the downloaded data (e.g., object, program or script) is not executed or displayed to the user before the user is presented with the relevant downstream web page, even though the download of the data may be complete, as this would disrupt the display that is currently being displayed to the user.

As a regular script included in the download would cause the browser to download the JavaScript object and execute it, to circumvent this, the object type is defined as some custom type e.g. text/x-ebayScript. Since the browser does not recognize this type, it downloads it but does not execute it.

For example:

A typical script may be: `<script type="text/javascript"> A custom script may be: <script id="jsLoader" type="text/x-ebayScript"></script>`

Furthermore, the downloaded data is only downloaded after the completion of the download of the first requested data download so as not to interfere with or slow down the download of the first requested data.

The length of time that the downloaded data is cached for is determined in one example by the individual object's expiry settings which determines the time it will live in the browser cache. Thus the browser cache is not modified in this regard.

Once the user is presented with the relevant downstream web page (e.g., a page flow reaches the downstream web page, or a user selects the linked web page for viewing), the data cached in the memory device is used to display the downstream web page to the user.

It will be appreciated that a web page may have a large number of potential downstream web pages (e.g., may include links to a number of other web pages, or may be associated with a number of other web pages by a defined page flow). In this case, it may not be practical to download and cache all of the data from all of these downstream web pages. Therefore different approaches may be used.

For example, some of the data may be downloaded and cached from each of these downstream web pages.

Alternatively, information may be stored to determine which of these downstream web pages are most frequently viewed and some or all of the data may be downloaded and cached from only one or some of the most frequently viewed downstream web pages.

Thus, in one example implementation the objects being pre-fetched on every page have been predetermined and coded into the page. In this example, the pre-fetch logic is static.

In another example implementation, the pre-fetch logic could also be made dynamic in which case a mechanism to store the list of objects that should be pre-fetched whenever the user navigates to a page is implemented. This could involve computing what page the user will likely visit next and determine the objects on this next page that can be pre-fetched. This information could be stored in the server and be sent to the browser as part of the current page. Whenever a user requests a page, they will get the requested page which will also include the code snippet to pre-fetch objects from the logical next page. So when the browser downloads the page and the objects contained within, it will also trigger the snippet that pre-fetches objects.

If only some of the data is downloaded and cached from a particular downstream web page, and the user then requests that downstream web page to be viewed, the rest of the data (e.g., objects, programs, scripts and display data) required by the downstream web page to the user is only downloaded after

the request and used in conjunction with the pre cached data to display the web page to the user.

This is accomplished by the browser which is aware of the contents of its cache. The browser, when it requests a page and all its embedded objects, first checks its cache and when it finds the object there (and if its still within the expiry limit) it does not make a network call to fetch it again.

In one example embodiment, a server implements the method described above by, after receiving a request from a user to display a first web page to the user, transmitting web page data to the user device to be viewed by the user. The server then transmits data included in the at least one other downstream web page to the user device to be stored in a memory device before a request is received from the user to view the at least one other web page.

Referring to FIG. 4, the top of the Figure shows a first methodology used and the bottom of the Figure shows an embodiment of a method to pre cache data.

In the first method, a user requests a web page to be displayed via a graphical user interface. The web browser of the user requests the data for the page (operation 412), receives the downloaded data (operation 414) and displays the requested web page to the user (operation 416) on the graphical user interface.

The process now halts while the user browses the web page (operation 418) until the user requests a further web page (operation 420) and so the process continues.

In the example embodiment, while the user is browsing the downloaded page (operation 418), a request is transmitted to download some data for a downstream web page (operation 422). The data is then downloaded (operation 424) during the time that the user is browsing the first downloaded web page (operation 418). The process then continues in this described manner.

It will be appreciated that the process of downloading pre cacheable data before the user has requested the data can be repeated a number of times.

An example of the method is further illustrated in FIG. 5 showing the operations performed by a user device and the operations performed by a server side device.

On the user side, a request to display first data (operation 510) is generated. The requested is received (operation 512) by the server to display the first data to the user, or executed or otherwise processed on a machine of the user. The first data (e.g., web page, objects, program, scripts) may be part of a flow (e.g., a page flow) that includes other data (e.g., the first data may contain a link to other data)

The first data is transmitted (operation 514) to a user device to be processed (e.g., to generated a user interface to be viewed by the user) and this first data is received (operation 516) and processed (e.g., displayed (operation 518) to the user).

Before processing the other data (e.g., responsive receiving a request from the user to view the other data), at least some of the other data is retrieved (operation 520) and is transmitted (operation 522) to the user device.

This other data is stored (operation 524) in a memory device and only after a request has been received (operation 526) from the user to process the other data, is the stored other data processed (e.g., used for the display to the user).

As the example embodiment is within the context of an electronic commerce system, the web pages requested will typically detail an online listing whether it is a seller inputting the listing or a buyer viewing the listing for a possible purchase.

11

An example system to implement the abovementioned method is shown in FIG. 6 and includes a communication module 610 to communicate with an application server 28.

The system further includes a display module 612 to control the display of data to a user via a display device (not shown).

A memory device 614 is associated with the communication module 610 and the display module 612 and is used to store the pre cached data as has been described above.

An application server 28 includes a receiving module 616 to receive a request from a user to display the first data to the user and a transmitting module 618 to transmit data to the user device to be viewed by the user and to further transmit other data to the user device to be stored in the memory device 614 as has been described above.

FIG. 7 shows a diagrammatic representation of machine in the example form of a computer system 700 within which a set of instructions, for causing the machine to perform any one or more of the methodologies discussed herein, may be executed. In alternative embodiments, the machine operates as a standalone device or may be connected (e.g., networked) to other machines. In a networked deployment, the machine may operate in the capacity of a server or a client machine in server-client network environment, or as a peer machine in a peer-to-peer (or distributed) network environment. The machine may be a server computer, a client computer, a personal computer (PC), a tablet PC, a set-top box (STB), a Personal Digital Assistant (PDA), a cellular telephone, a web appliance, a network router, switch or bridge, or any machine capable of executing a set of instructions (sequential or otherwise) that specify actions to be taken by that machine. Further, while only a single machine is illustrated, the term "machine" shall also be taken to include any collection of machines that individually or jointly execute a set (or multiple sets) of instructions to perform any one or more of the methodologies discussed herein.

The example computer system 700 includes a processor 702 (e.g., a central processing unit (CPU) a graphics processing unit (GPU) or both), a main memory 704 and a static memory 706, which communicate with each other via a bus 708. The computer system 700 may further include a video display unit 710 (e.g., a liquid crystal display (LCD) or a cathode ray tube (CRT)). The computer system 700 also includes an alphanumeric input device 712 (e.g., a keyboard), a cursor control device 714 (e.g., a mouse), a disk drive unit 716, a signal generation device 718 (e.g., a speaker) and a network interface device 720.

A disk drive unit 716 includes a machine-readable medium 722 on which is stored one or more sets of instructions (e.g., software 724) embodying any one or more of the methodologies or functions described herein. The software 724 may also reside, completely or at least partially, within the main memory 704 and/or within the processor 702 during execution thereof by the computer system 700, the main memory 704 and the processor 702 also constituting machine-readable media. The software 724 may further be transmitted or received over a network 726 via the network interface device 720.

While the machine-readable medium 722 is shown in an example embodiment to be a single medium, the term "machine-readable medium" should be taken to include a single medium or multiple media (e.g., a centralized or distributed database, and/or associated caches and servers) that store the one or more sets of instructions. The term "machine-readable medium" shall also be taken to include any medium that is capable of storing or encoding a set of instructions for execution by the machine and that cause the machine to perform any one or more of the methodologies of the present invention. The term "machine-readable medium" shall

12

accordingly be taken to include, but not be limited to, solid-state memories and optical and magnetic media.

Although the present embodiments has been described with reference to specific example embodiments, it will be evident that various modifications and changes may be made to these embodiments without departing from the broader spirit and scope of the invention. For example, the various modules described herein may be preformed and created using hardware circuitry (e.g., CMOS based logic circuitry) as well as in software.

For example, the modules referred to above may be embodied using transistors, logic gates, and electrical circuits (e.g., application specific integrated ASIC circuitry). In addition, it will be appreciated that the various operations, processes, and methods disclosed herein may be embodied in a machine-readable medium and/or a machine accessible medium compatible with a data processing system (e.g., a computer system). Accordingly, the specification and drawings are to be regarded in an illustrative rather than a restrictive sense.

In one example, the system is implemented using a machine readable machine having instructions that, when executed by a machine, cause the machine to perform the method described herein.

One example embodiment uses JavaScript to do the pre caching downloads. Embodiments may also be implemented using other technologies like Java applets, ActiveX etc.

The following example code provides a sample implementation of a download process.

```

<script type="text/javascript">
/*


---


This function makes a call to retrieve the SCRIPT element
from the DOM and then sets SRC of that element to the
remote path of the javascript resource, initiating the down-
load.


---


*/
function prefetch ( )
{
  if(document.getElementById)
  {
    var linkObj = document.getElementById("jsLoader");
    linkObj.src="path_to_object_to_be_prefetched.js"
  }
  else
  {
    return;
  }
}
/*


---


This code sets the ONLOAD function handler to call the
PREFETCH ( ) function.


---


*/
window.onload = function ( )
{
  if(typeof(prefetch)!="undefined")
    setTimeout("prefetch ( )",2000);
}
</script>
/*

```

13

SCRIPT element whose SRC is set to the path of the prefetched object. Type attribute is set to a bogus type to circumvent execution.

```
*/
<script id="jsLoader" type="text/x-ebayScript"></script>
```

What is claimed is:

1. A method of pre-fetching data in a network, the method including:

processing a first web page at a user device, the first web page being upstream of other web pages in a page flow determined based on an observation of a user navigation; responsive to the processing of the first web page at the user device, retrieving at least one of the other web pages; storing the retrieved other web page at the user device; and after receiving a request from the user, processing the stored other web page at the user device.

2. The method of claim 1 wherein the first web page is upstream of a plurality of other web pages in a plurality of page flows.

3. The method of claim 2 further including determining which of the plurality of other web pages is most frequently viewed and retrieving and storing some or all of the web pages from at least one of the most frequently viewed other web pages.

4. The method of claim 1 wherein the web page stored is stored in a local memory device of the user device which the user uses to view the web page.

5. The method of claim 1 further including, after a request is received from a user to view the other web pages, retrieving further data which is used in conjunction with the stored other web pages for the display to the user.

6. A method of pre-fetching in a network, the method including:

receiving a request from a user to display a first web page to the user, the first web page being upstream of other web pages in a page flow determined based on an observation of a user navigation;

transmitting the first web page to a user device to be viewed by the user;

transmitting at least one of the other web pages to the user device to be stored in a memory device before a request is received from the user to view the other web pages.

7. The method of claim 6 wherein the first web page is upstream of a plurality of other web pages in a plurality of page flows.

8. The method of claim 7 further determining which of the plurality of other web pages is most frequently viewed and transmitting for storage some or all of the web pages from at least one of the most frequently viewed other web pages.

9. The method of claim 6 further including, after a request is received from a user to view the other web pages, transmitting further data which is used in conjunction with the stored other web pages for the display to the user.

10. A system including:

a display module to display a first web page to a user, the first web page being upstream of other web pages in a page flow determined based on an observation of a user navigation;

a memory device;

a communication module to receive at least some of the other web pages before receiving a request from the user to view the other web pages and to store the received other web pages in the memory device; and

14

the display module to display, in response to a request from the user, the other web pages, using the page flow.

11. The system of claim 10 wherein the display module displays a first web page to a user in which the first web page is upstream of a plurality of other web pages in plurality of page flows.

12. The system of claim 11 wherein the communication module determines which of the plurality of other web pages is most frequently viewed and retrieves and stores some or all of the data from at least one of the most frequently viewed other web pages.

13. The system of claim 10 wherein the memory device is a local memory device of a user device which the user uses to view the web pages.

14. The system of claim 10 wherein the communication module, after a request is received from a user to view the other web pages, retrieves further data which is used in conjunction with the stored other web pages for the display to the user.

15. A system including hardware modules comprising: a receiving module to receive a request from a user device to display a first web page to the user, the first web page being upstream of other web pages in a page flow determined based on an observation of a user navigation; and a transmitting module to transmit the first web page to a user device to be viewed by the user and to further transmit, before a request is received from the user to view the other web pages at least some of the other web pages to the user device to be stored in a memory device.

16. The system of claim 15 wherein the transmitting module transmits first web page to a user in which the first web page is upstream of a plurality of other web pages in plurality of page flows.

17. The system of claim 16 wherein the transmitting module determines which of the plurality of other web pages is most frequently viewed and retrieves and stores some or all of the data from at least one of the most frequently viewed other web pages.

18. The system of claim 15 wherein the memory device is a local memory device of a user device which the user uses to view the web pages.

19. The system of claim 15 wherein the transmitting module further, after a request is received from a user to view the other web pages, transmits further data which is used in conjunction with the stored other web pages for the display to the user.

20. A system including:

display means to display a first web page to a user, the first being upstream of other web pages in a page flow determined based on an observation of a user navigation;

memory means;

communication means to receive at least some of the other web pages before receiving a request from the user to view the other web pages and to store the other web pages in the memory device; and

the display means to display, in response to a request from the user, the other web pages, using the page flow.

21. A system including hardware modules comprising:

receiving means to receive a request from a user device to display a first web page to the user, the first web page being upstream of other web pages in a page flow determined based on an observation of a user navigation; and transmitting means to transmit the first web page to a user device to be viewed by the user and to further transmit, before a request is received from the user to view the other web page, at least some of the other web pages to the user device to be stored in a memory device.

15

22. A machine-readable medium embodying instructions which, when executed by a machine, cause the machine to perform a method including:

processing a first web page at a user device, the first web page being upstream of other web pages in a page flow determined based on an observation of a user navigation; responsive to the processing of the first web page at the user device, retrieving at least some of the other web pages; storing the retrieved other web pages at the user device; and after receiving a request from the user, processing the stored other web pages at the user device.

23. A machine-readable medium embodying instructions which, when executed by a machine, cause the machine to perform a method including:

16

receiving a request from a user to display a first web page to the user, the first web page being upstream of other web pages in a page flow determined based on an observation of a user navigation;
transmitting the first web page to a user device to be viewed by the user;
transmitting at least some of the other web pages to the user device to be stored in a memory device before a request is received from the user to view the other web pages; and
displaying the stored other web page to the user, using the page flow.

* * * * *

UNITED STATES PATENT AND TRADEMARK OFFICE
CERTIFICATE OF CORRECTION

PATENT NO. : 7,659,905 B2
APPLICATION NO. : 11/359859
DATED : February 9, 2010
INVENTOR(S) : Mahesh Subramanian et al.

Page 1 of 1

It is certified that error appears in the above-identified patent and that said Letters Patent is hereby corrected as shown below:

On Sheet 2 of 7, in Reference Numeral 54, in Figure 2, line 1, delete “INTERNATIONALIATION” and insert -- INTERNATIONALIZATION --, therefor.

On Sheet 5 of 7, above Reference Numeral 518, in Figure 5, line 1, above “518” insert -- 516 --, therefor.

In column 1, line 54, after “(e.g., www.MP3.com)” insert -- . --.

In column 4, line 20, delete “SYSTEM” and insert -- System --, therefor.

In column 8, line 63, after “directives” insert -- . --.

In column 10, line 49, after “data)” insert -- . --.

In column 12, line 31, before “<script” insert -- */ --.

In column 12, line 62, delete “,2000);” and insert -- , 2000); --, therefor.

In column 13, line 8, after “script>” insert -- /* --.

In column 13, line 24, in Claim 3, delete “including” and insert -- including, --, therefor.


In column 13, line 50, in Claim 8, after “further” insert -- including, --.

In column 14, line 5, in Claim 11, after “pages in” insert -- a --.

In column 14, line 32, in Claim 16, after “pages in” insert -- a --.

Signed and Sealed this

Fourth Day of May, 2010



David J. Kappos
Director of the United States Patent and Trademark Office

UNITED STATES PATENT AND TRADEMARK OFFICE
CERTIFICATE OF CORRECTION

PATENT NO. : 7,659,905 B2
APPLICATION NO. : 11/359859
DATED : February 9, 2010
INVENTOR(S) : Subramanian et al.

Page 1 of 1

It is certified that error appears in the above-identified patent and that said Letters Patent is hereby corrected as shown below:


On the Title Page:

The first or sole Notice should read --

Subject to any disclaimer, the term of this patent is extended or adjusted under 35 U.S.C. 154(b) by 851 days.

Signed and Sealed this

Twenty-eighth Day of December, 2010

A handwritten signature in black ink that reads "David J. Kappos". The signature is written in a cursive, flowing style.

David J. Kappos
Director of the United States Patent and Trademark Office