



US007856360B2

(12) **United States Patent**
Kramer et al.

(10) **Patent No.:** **US 7,856,360 B2**
(45) **Date of Patent:** ***Dec. 21, 2010**

(54) **SYSTEM FOR PROVIDING A SERVICE TO VENUES WHERE PEOPLE AGGREGATE**

(75) Inventors: **James F. Kramer**, Foster City, CA (US);
Paul C. Ning, Foster City, CA (US)

(73) Assignee: **Hoozware, Inc.**, Foster City, CA (US)

(*) Notice: Subject to any disclaimer, the term of this patent is extended or adjusted under 35 U.S.C. 154(b) by 0 days.

This patent is subject to a terminal disclaimer.

(21) Appl. No.: **12/161,554**

(22) PCT Filed: **Jan. 30, 2007**

(86) PCT No.: **PCT/US2007/061328**

§ 371 (c)(1),
(2), (4) Date: **Jul. 18, 2008**

(87) PCT Pub. No.: **WO2007/090133**

PCT Pub. Date: **Aug. 9, 2007**

(65) **Prior Publication Data**

US 2008/0306826 A1 Dec. 11, 2008

Related U.S. Application Data

(63) Continuation-in-part of application No. 11/307,262, filed on Jan. 30, 2006, now Pat. No. 7,788,188.

(60) Provisional application No. 60/823,573, filed on Aug. 25, 2006.

(51) **Int. Cl.**
G06Q 99/00 (2006.01)

(52) **U.S. Cl.** **705/1.1; 705/14.58; 705/319**

(58) **Field of Classification Search** **705/1.1, 705/14.58, 319**

See application file for complete search history.

(56) **References Cited**

U.S. PATENT DOCUMENTS

6,259,405 B1 7/2001 Stewart et al.

(Continued)

FOREIGN PATENT DOCUMENTS

AU WO0201405 A1 1/2002

OTHER PUBLICATIONS

LBS Startups to Watch: A slew of location-based services startups are hoping to make serendipity a little more regular, Red Herring Magazine, Oct. 17, 2005 Print Issue (scan of 5-page printout submitted).

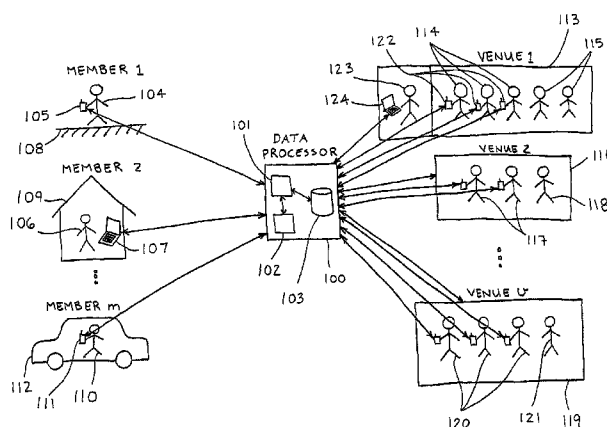
(Continued)

Primary Examiner—Jonathan Ouellette

(57) **ABSTRACT**

A system and method for providing a service to promoters, including venues and advertising sponsors, who wish to provide promotions. The service includes making promoter promotions accessible by the mobile phones of members associated with an organization. Typically a promotion and member are matched based on the member's geographical position, which may be reported by the member or determined automatically by a position sensor in their mobile phone, and optionally by the member's traits and behaviors. By accepting a promotion, a member may receive reward points which can be used to obtain goods and services. In addition to accessing promotions, members have mobile access to real-time information about the venues, such as the demographics of venue attendees and media posted by attendees concerning venue characteristics. Using the system, members can determine before going to a venue, such as a nightclub or bar, which venue has their preferred attendee demographic, atmosphere, music, cover charge, drink specials, friends, etc.

59 Claims, 41 Drawing Sheets



U.S. PATENT DOCUMENTS

6,414,635	B1	7/2002	Stewart et al.	2004/0137882	A1	7/2004	Forsyth
6,480,885	B1	11/2002	Olivier	2004/0148638	A1	7/2004	Weisman et al.
6,549,768	B1	4/2003	Fraccaroli	2004/0193489	A1	9/2004	Boyd et al.
6,571,279	B1	5/2003	Herz et al.	2004/0203363	A1	10/2004	Carlton et al.
6,618,593	B1	9/2003	Drutman et al.	2004/0203746	A1	10/2004	Knauerhase et al.
6,731,940	B1	5/2004	Nagendran	2004/0215793	A1	10/2004	Ryan et al.
6,819,919	B1	11/2004	Tanaka	2004/0220922	A1	11/2004	Lovison et al.
6,834,195	B2	12/2004	Brandenberg et al.	2004/0224703	A1 *	11/2004	Takaki et al. 455/457
6,848,542	B2	2/2005	Gailey et al.	2004/0249846	A1	12/2004	Randall et al.
6,934,684	B2	8/2005	Alpdemir et al.	2004/0266480	A1	12/2004	Hjelt et al.
6,944,447	B2	9/2005	Portman et al.	2005/0003759	A1	1/2005	Alley
6,996,413	B2 *	2/2006	Inselberg 455/517	2005/0038876	A1	2/2005	Chaudhuri
2001/0042002	A1	11/2001	Koopersmith	2005/0043060	A1	2/2005	Brandenberg et al.
2001/0043232	A1	11/2001	Abbott et al.	2005/0054352	A1	3/2005	Karaizman
2001/0051973	A1	12/2001	Green et al.	2005/0076078	A1	4/2005	Salton
2002/0010584	A1	1/2002	Schultz et al.	2005/0078088	A1	4/2005	Davis et al.
2002/0013815	A1	1/2002	Obradovich et al.	2005/0102180	A1	5/2005	Gailey et al.
2002/0022488	A1	2/2002	Srinivasan et al.	2005/0130634	A1	6/2005	Godfrey
2002/0034292	A1	3/2002	Tuoriniemi et al.	2005/0132305	A1	6/2005	Guichard et al.
2002/0047861	A1	4/2002	LaBrie et al.	2005/0135305	A1	6/2005	Wentink
2002/0068585	A1	6/2002	Chan et al.	2005/0136949	A1	6/2005	Barnes, Jr.
2002/0087525	A1	7/2002	Abbott et al.	2005/0169446	A1	8/2005	Randall et al.
2002/0111164	A1 *	8/2002	Ritter 455/426	2005/0174975	A1	8/2005	Mgrdechian et al.
2002/0116461	A1	8/2002	Diacakis	2005/0177385	A1	8/2005	Hull et al.
2002/0120774	A1	8/2002	Diacakis	2005/0177614	A1	8/2005	Bourne
2002/0123934	A1	9/2002	Tanaka et al.	2005/0181803	A1	8/2005	Weaver et al.
2002/0138325	A1	9/2002	Mashimo et al.	2005/0193054	A1	9/2005	Wilson et al.
2002/0151315	A1	10/2002	Hendrey	2005/0202817	A1	9/2005	Sudit
2002/0160766	A1	10/2002	Portman et al.	2005/0210387	A1	9/2005	Alagappan et al.
2002/0161657	A1	10/2002	Kojac et al.	2005/0227676	A1	10/2005	De Vries
2002/0184653	A1	12/2002	Pierce et al.	2005/0228719	A1 *	10/2005	Roberts et al. 705/14
2003/0014275	A1	1/2003	Bearden, III et al.	2006/0217135	A1 *	9/2006	Moore et al. 455/466
2003/0060214	A1	3/2003	Hendrey et al.	2007/0030824	A1 *	2/2007	Ribauda et al. 370/328
2003/0073406	A1	4/2003	Benjamin et al.	2007/0071208	A1 *	3/2007	Morris 379/201.02
2003/0100337	A1	5/2003	Chotkowski et al.	2007/0112762	A1 *	5/2007	Brubaker 707/5
2003/0115288	A1	6/2003	Ljubicich et al.	2008/0255939	A1 *	10/2008	Harmon et al. 705/14
2003/0117432	A1	6/2003	Kautto-Kiovula et al.	2009/0070230	A1 *	3/2009	Silverstein et al. 705/26
2003/0220835	A1	11/2003	Barnes, Jr.	2009/0254971	A1 *	10/2009	Herz et al. 726/1
2003/0233278	A1	12/2003	Marshall				
2003/0233332	A1	12/2003	Keeler et al.				
2004/0006478	A1	1/2004	Alpdemir et al.				
2004/0006548	A1	1/2004	Mahmood				
2004/0010608	A1	1/2004	Piccioneilli et al.				
2004/0015562	A1	1/2004	Harper et al.				
2004/0024846	A1	2/2004	Randall et al.				
2004/0081120	A1	4/2004	Chaskar				
2004/0088551	A1	5/2004	Dor et al.				
2004/0107283	A1	6/2004	Paddon				
2004/0122810	A1	6/2004	Mayer				
2004/0133480	A1 *	7/2004	Domes 705/26				

OTHER PUBLICATIONS

Michel Marriott, With GPS, getting around gets easier, CNet, www.news.com/With+GPS%2C+getting+around+gets+easier/2100-1041_3-5998828.html (scan of 4-page printout submitted).
 Mobido website, www.mobido.com (scan of 10-page printout submitted).
 WaveMarket website, www.wavemarket.com (scan of 11-page printout submitted).
 6th Sense website, www.sixsense.com (scan of 11-page printout submitted).

* cited by examiner

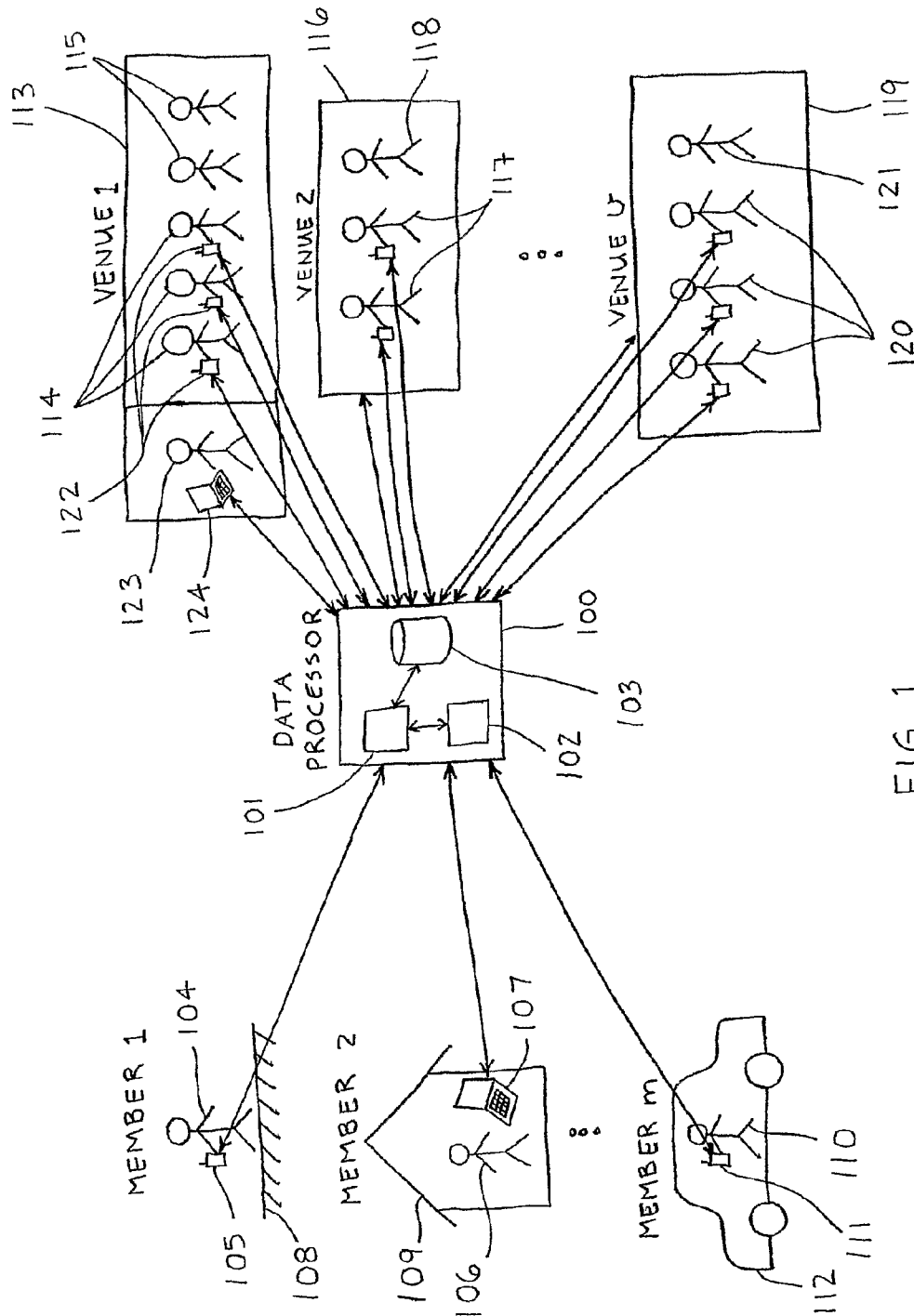


FIG. 1

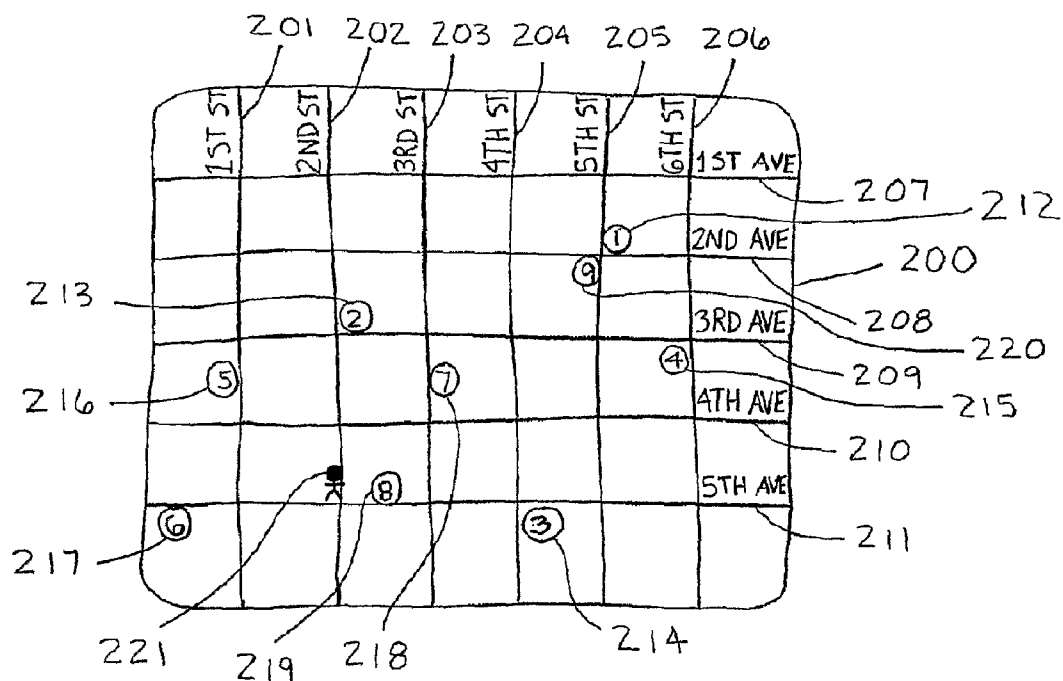


FIG. 2A

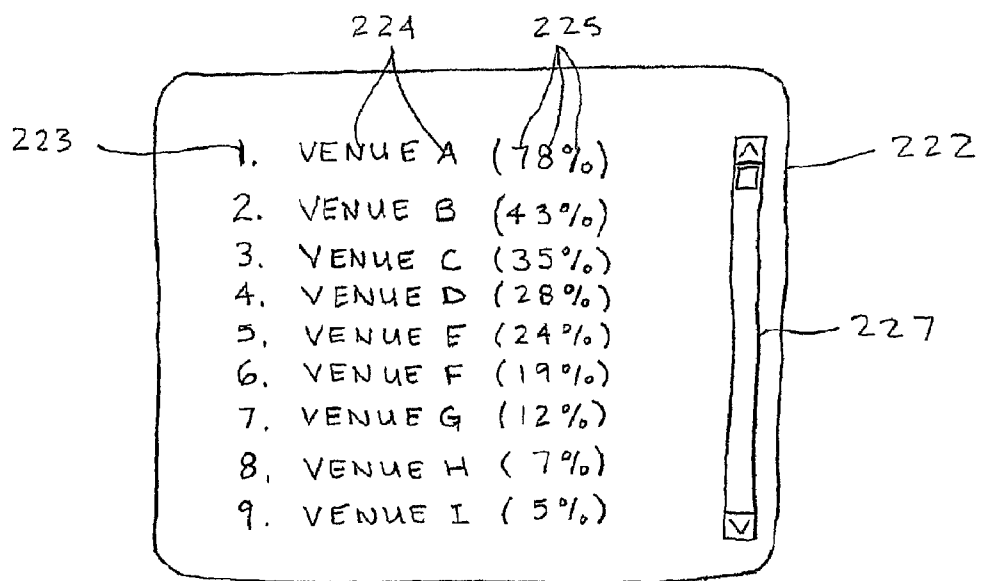


FIG. 2B

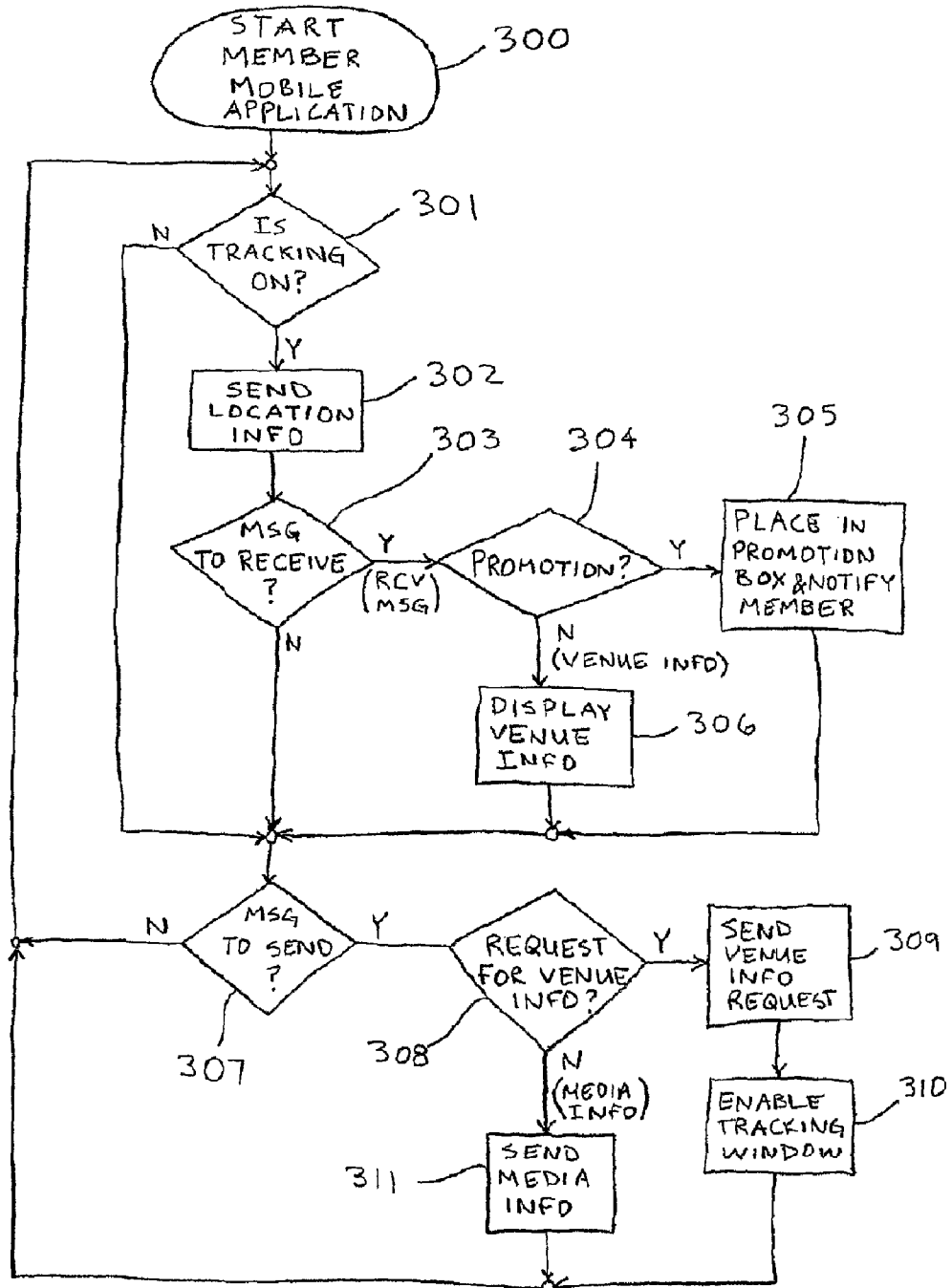


FIG. 3

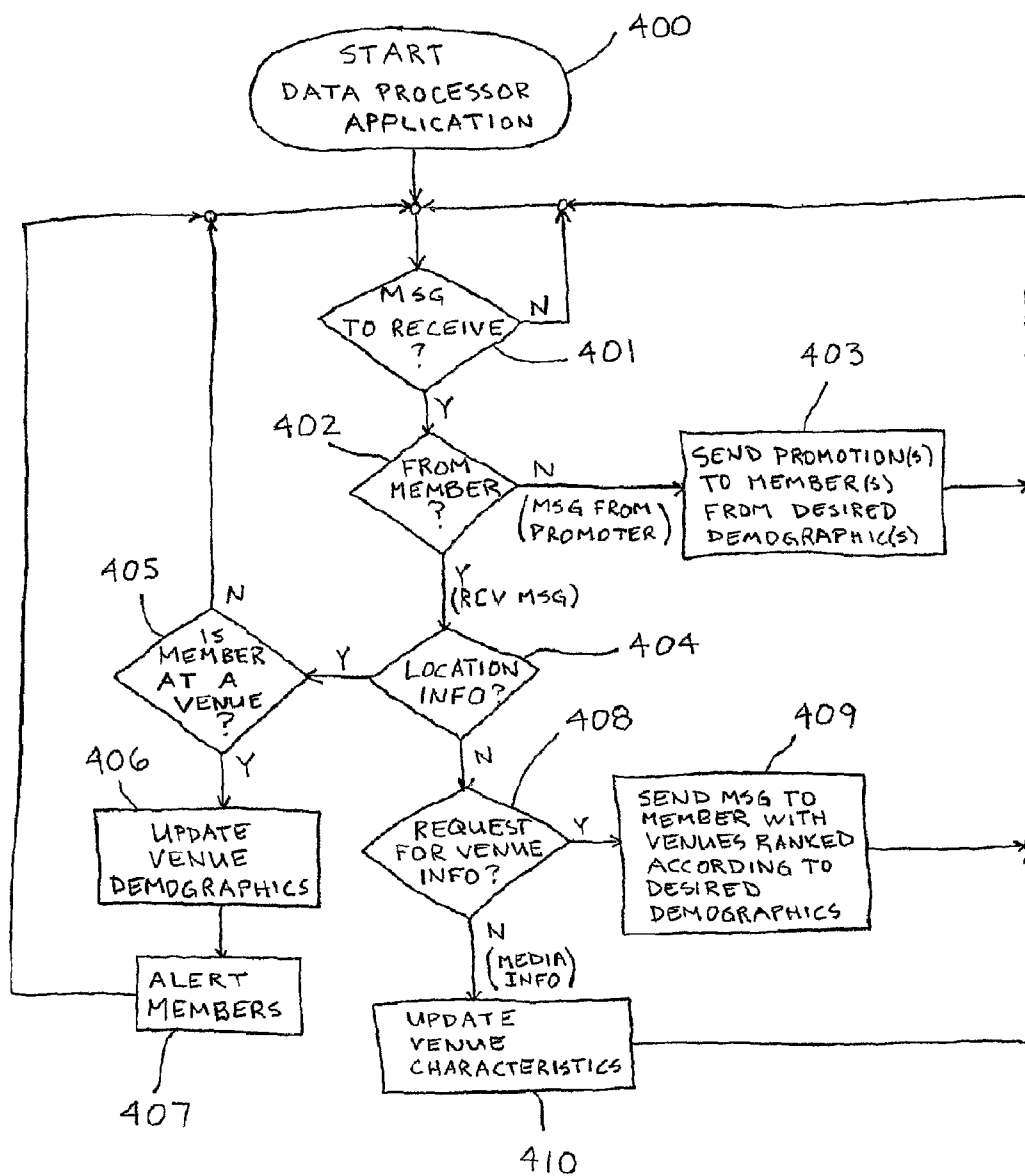


FIG. 4

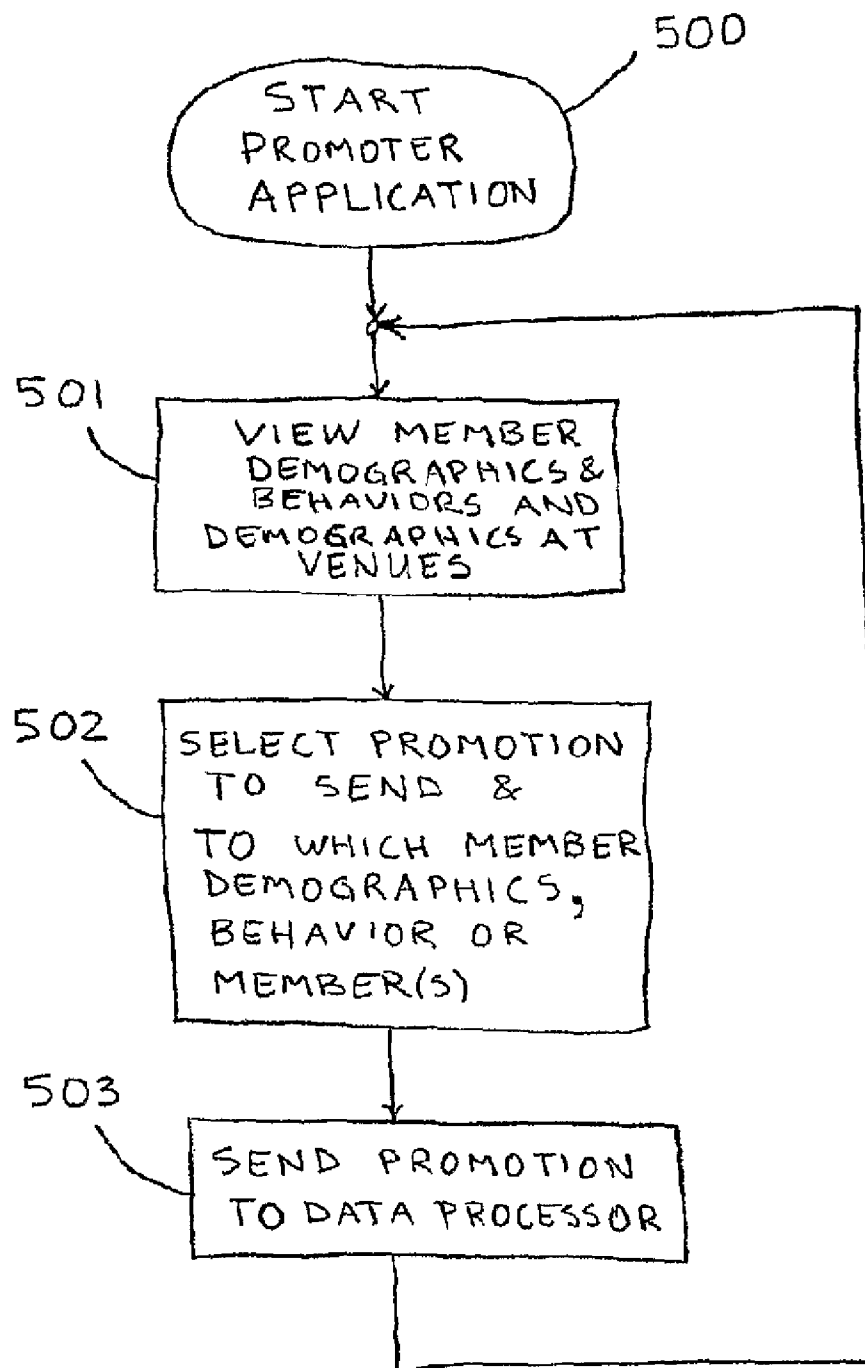
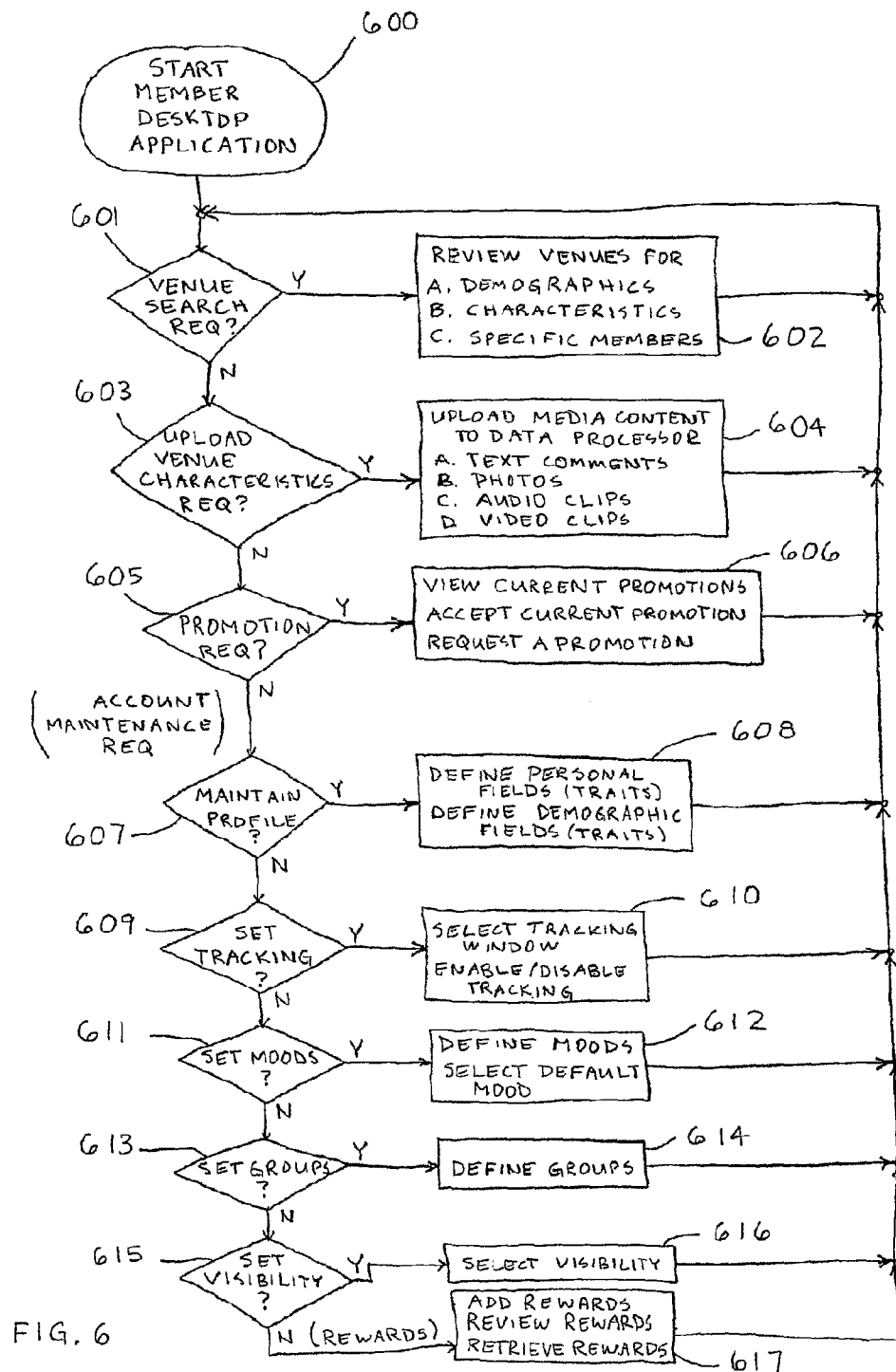


FIG. 5



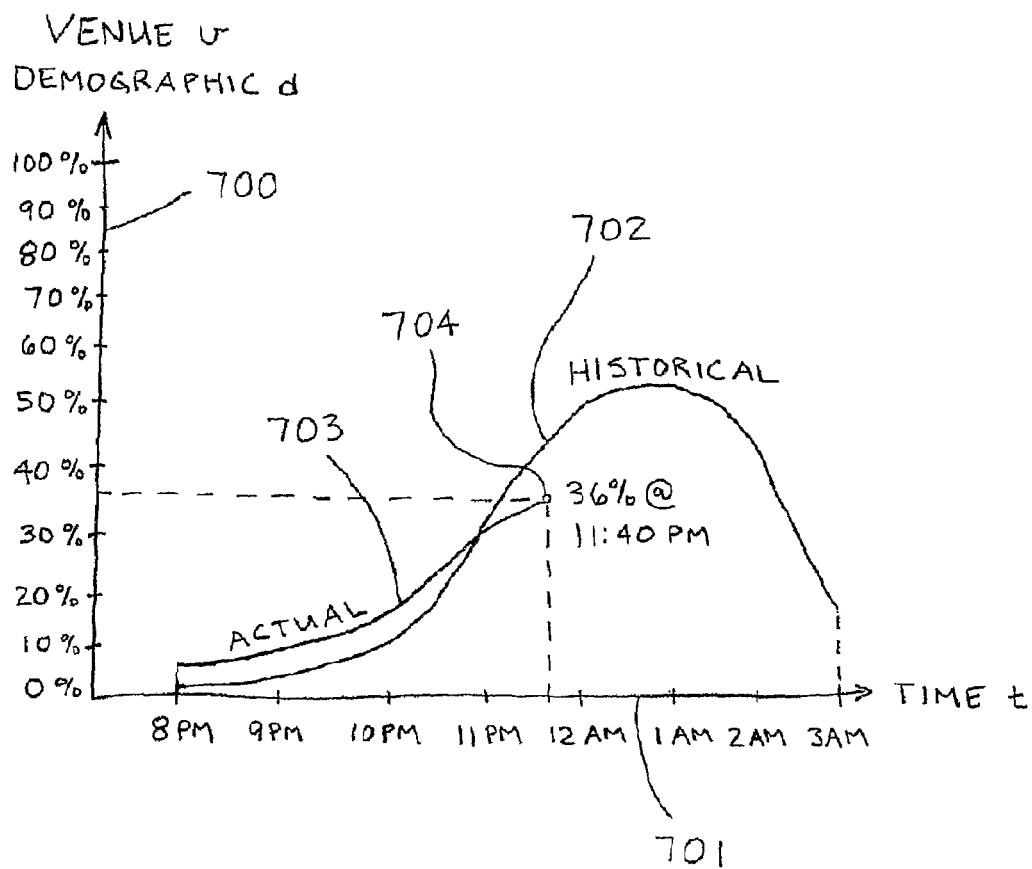


FIG. 7

A screenshot of a web browser window displaying a "New Registration" form. The browser's address bar shows "http://www.hoozware.com". The form contains the following fields and values:

Label	Value
Username	rwinters
Password	*****
Re-type password	*****
Display name	racewinner
First name	Rachael
Last name	Winters
Email	rwinters2@gmail.com
Mobile number	415-555-1234
Mobile carrier	Cingular
Cellphone model	Motorola RAZR V3

At the bottom of the form are two buttons: "Submit" and "Cancel". The browser window has a menu bar with "File", "Edit", "View", "Favorites", "Tools", and "Help".

Reference numerals point to various elements: 800 (browser window), 801 (title bar), 802 (Username label), 803 (Username input), 804 (Submit button), 805 (Cancel button), 806 (Mobile carrier dropdown), and 807 (Cellphone model dropdown).

(c) Hoozware, Inc. 2006

FIG. 8

A screenshot of a web browser window displaying "Rachael's Profile". The browser's address bar shows "http://www.hoozware.com". The profile page has the title "Rachael's Profile" and a subtitle "Demographic Information (Required)" with a note "Used for crowd statistics; viewable by all members.".

The form contains the following fields and values:

Label	Value
Gender	<input type="checkbox"/> Man <input checked="" type="checkbox"/> Woman
Date of birth	Jun 17 1981 (Only age is displayed.)
Zipcode	94114 (Only displayed as distance from other members.)

Reference numerals point to various elements: 900 (browser window), 901 (title bar), 902 (Rachael's Profile title), 903 (Demographic Information subtitle), 904 (Used for crowd statistics note), 905 (Gender label), 906 (Gender input), 907 (Date of birth label), 908 (Date of birth input), 909 (Zipcode label), and 910 (Zipcode input).

(c) Hoozware, Inc. 2006

FIG. 9

FIG. 10 is a screenshot of a web browser displaying a profile page titled "Rachael's Profile". The page is divided into sections. The first section is "Social Information (Optional)" with a sub-header "Viewable by all members." Below this is a "Statement" box containing the text: "Just moved from Ohio. The Mission District is awesome, and I'm discovering all the other great 'hoods in SF as well." Below the statement is a "Media Files" button. The next section is "Residence" with dropdown menus for "CA" and "San Francisco", and "Hometown" with dropdown menus for "OH" and "Cleveland". Below this is the "Interests" section, which includes checkboxes for "Music", "Dancing", "Movies", and "Television". The "Music" section has checkboxes for "Yes" (checked) and "No", and a list of genres: "Pop", "Rock", "Hip-hop", "Jazz" (checked), and "Classical ...". The "Dancing" section has checkboxes for "Yes" (checked) and "No". The "Movies" section has checkboxes for "Yes" (checked) and "No", and a list of genres: "Drama", "Action", "Romance" (checked), "Sci-fi", and "Comedy ...". The "Television" section has checkboxes for "Yes" and "No" (checked), and a list of genres: "Sitcom", "Game", "Reality", "Talk", and "Documentary...".

1000 1001 1003 1002 1005 1009 1010

1004 1006 1007 1008

Rachael's Profile

Social Information (Optional)
Viewable by all members.

Statement
Just moved from Ohio. The Mission District is awesome, and I'm discovering all the other great 'hoods in SF as well.

Media Files

Residence CA San Francisco Hometown OH Cleveland

Interests

Music ☒ Yes ☐ No ☐ Pop ☐ Rock ☐ Hip-hop ☒ Jazz ☐ Classical ...

Dancing ☒ Yes ☐ No

Movies ☒ Yes ☐ No ☐ Drama ☐ Action ☒ Romance ☐ Sci-fi ☒ Comedy ...

Television ☐ Yes ☒ No ☐ Sitcom ☐ Game ☐ Reality ☐ Talk ☐ Documentary...

(c) Hoozware, Inc. 2006

FIG. 10

FIG. 11 is a screenshot of a web browser displaying a profile page titled "Rachael's Profile". The page is divided into sections. The first section is "Crush Information (Optional)" with a sub-header "Only viewable by members you allow." Below this is a checkbox for "Yes, I'm participating in Crush Matching" which is checked. Below this is the "About me" section with a text box containing the text: "I'm a romantic at heart and hoping chivalry is not dead. So for now, keeping all options open and trying out new ways to meet people." Below the text box is a "Media Files" button. The next section is a form with various fields: "Status" (Single), "Orientation" (Straight), "Body type" (Athletic), "Height" (5'4" to 5'7"), "Smoking" (Never), "Drinking" (1-2x per week), "Ethnicity" (Caucasian), "Religion" (Catholic), "Income" (50k-75k), "Have children" (None), and "Want children" (Eventually).

1100 1102 1103 1104 1106

1101 1105

Rachael's Profile

Crush Information (Optional)
Only viewable by members you allow.

☒ Yes, I'm participating in Crush Matching

About me
I'm a romantic at heart and hoping chivalry is not dead. So for now, keeping all options open and trying out new ways to meet people.

Media Files

Status Single

Orientation Straight

Body type Athletic

Height 5'4" to 5'7"

Smoking Never

Drinking 1-2x per week

Ethnicity Caucasian

Religion Catholic

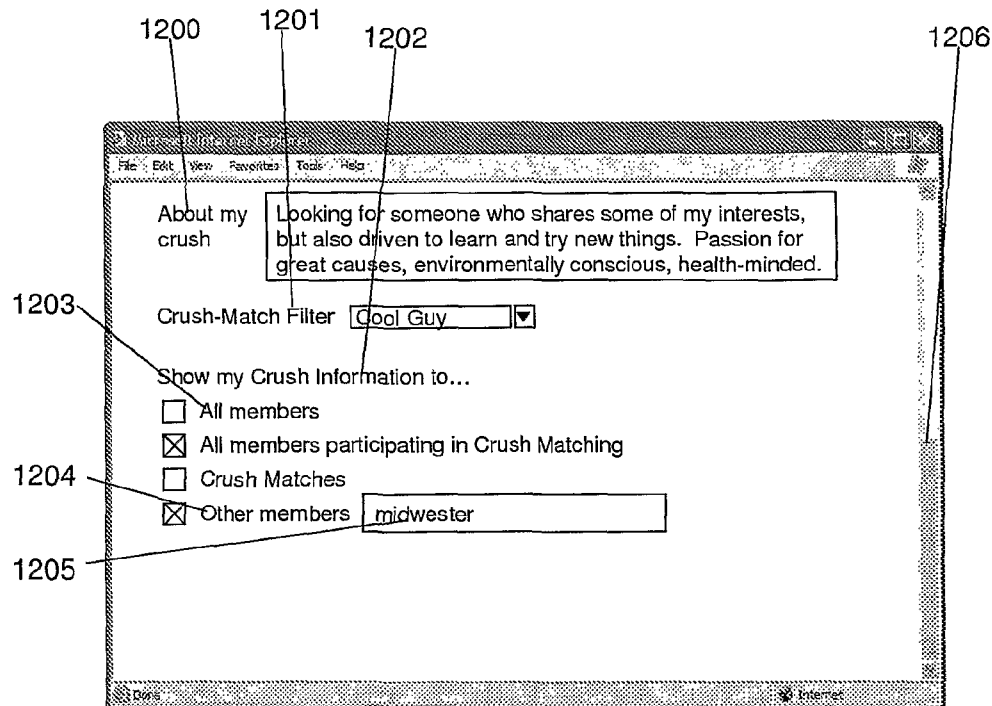
Income 50k-75k

Have children None

Want children Eventually

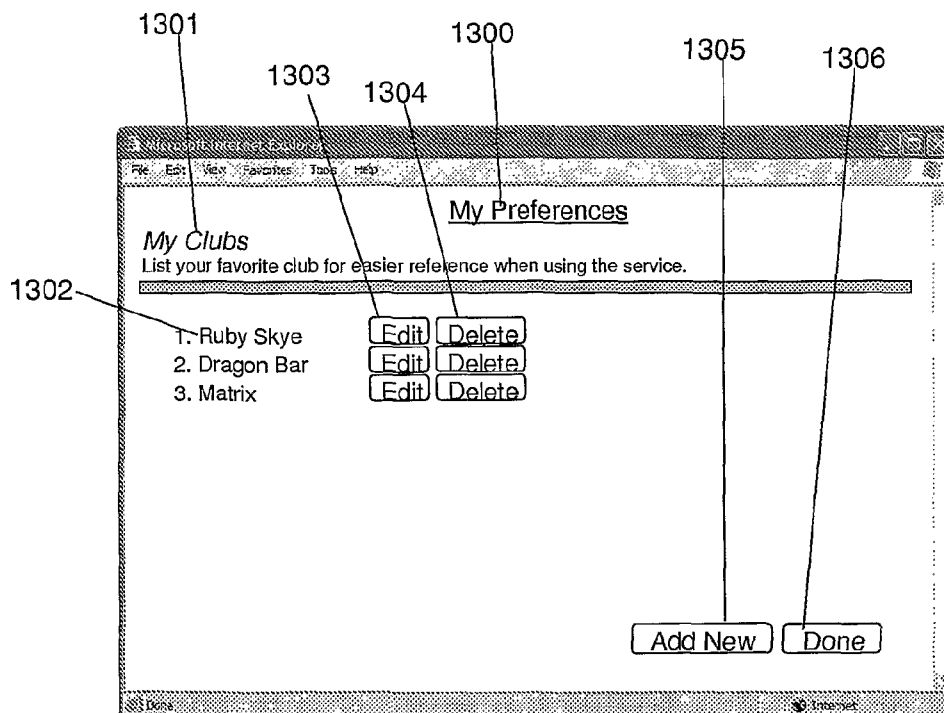
(c) Hoozware, Inc. 2006

FIG. 11



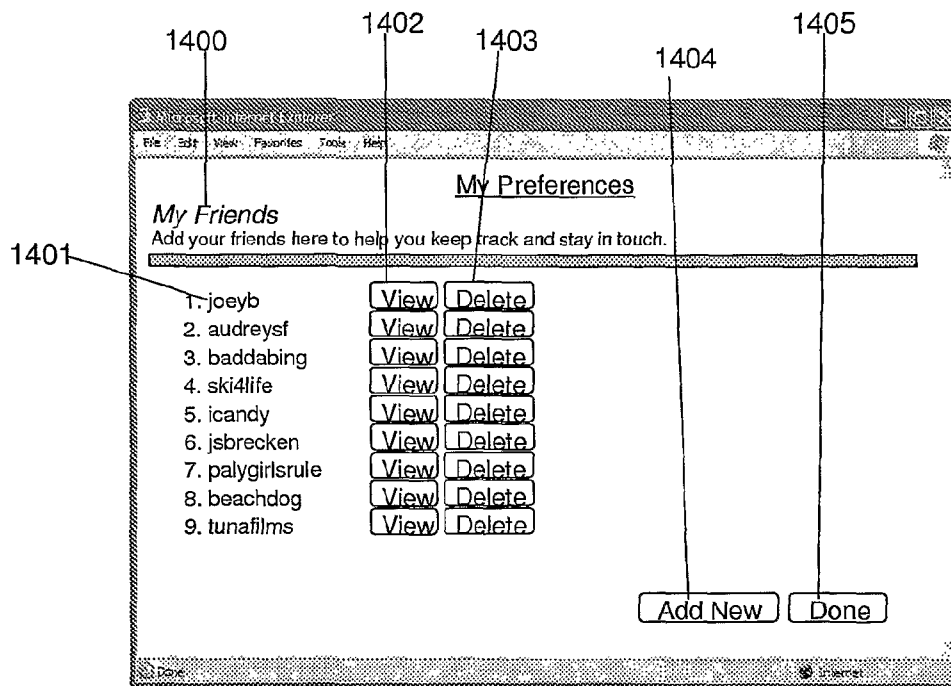
(c) Hoozware, Inc. 2006

FIG. 12



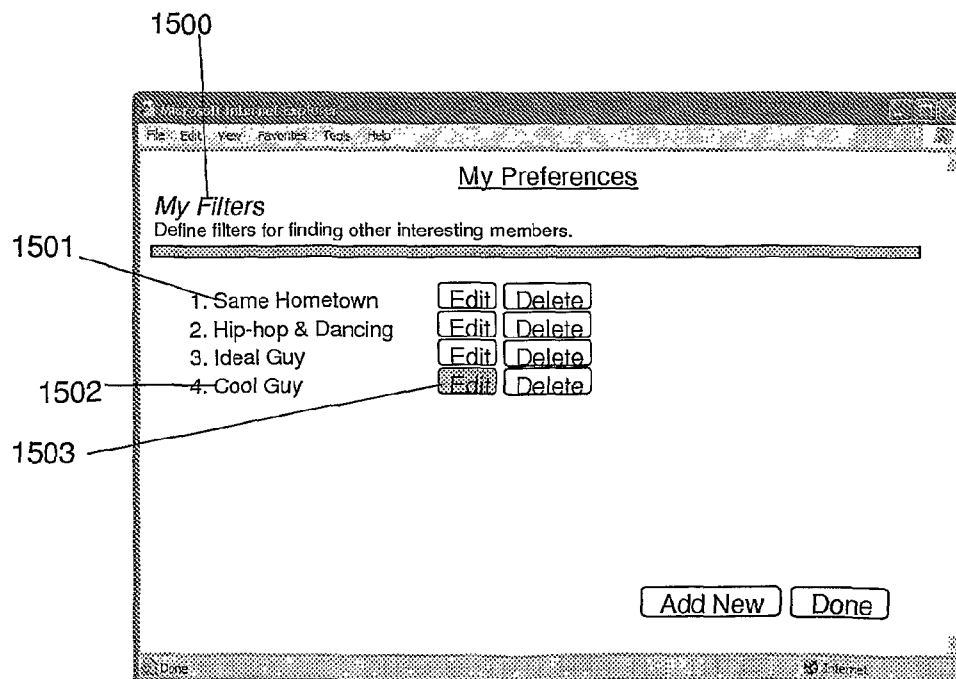
(c) Hoozware, Inc. 2006

FIG. 13



(c) Hoozware, Inc. 2006

FIG. 14



(c) Hoozware, Inc. 2006

FIG. 15

1600: Microsoft Internet Explorer
1601: Filter: Cool Guy
1602: Specify requirements for this filter.
1603: Demographic Information Requirements
1604: Gender: Man
1605: Age: 25 to 30
1606: Distance: up to 20 mi
1607: Social Information Requirements
1608: Residence: CA Any
1609: Hometown: Any Any
Interests:
Music: ☒ Yes ☐ No ☐ Pop ☐ Rock ☐ Hip-hop ☐ Jazz ☐ Classical ...
Dancing: ☒ Yes ☐ No
Movies: ☒ Yes ☐ No ☐ Drama ☐ Action ☐ Romance ☐ Sci-fi ☐ Comedy ...
Television: ☐ Yes ☐ No ☐ Sitcom ☐ Game ☐ Reality ☐ Talk ☐ Documentary...

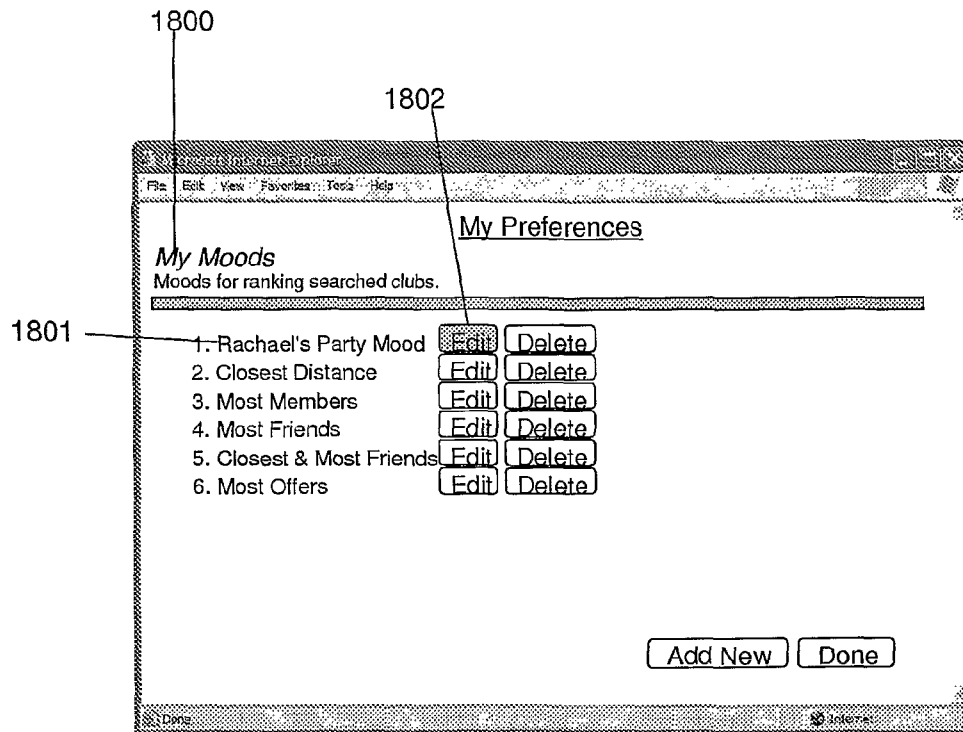
(c) Hoozware, Inc. 2006

FIG. 16

1700: Microsoft Internet Explorer
1701: Crush Information Requirements
1702: Status: Single
1703: Orientation: Straight
1704: Body type: Any
1705: Height: Any
Smoking: Never
Drinking: Any
Ethnicity: Any
Religion: Any
Income: Any
Have children: Any
Want children: Any
Buttons: Save, Save As, Cancel

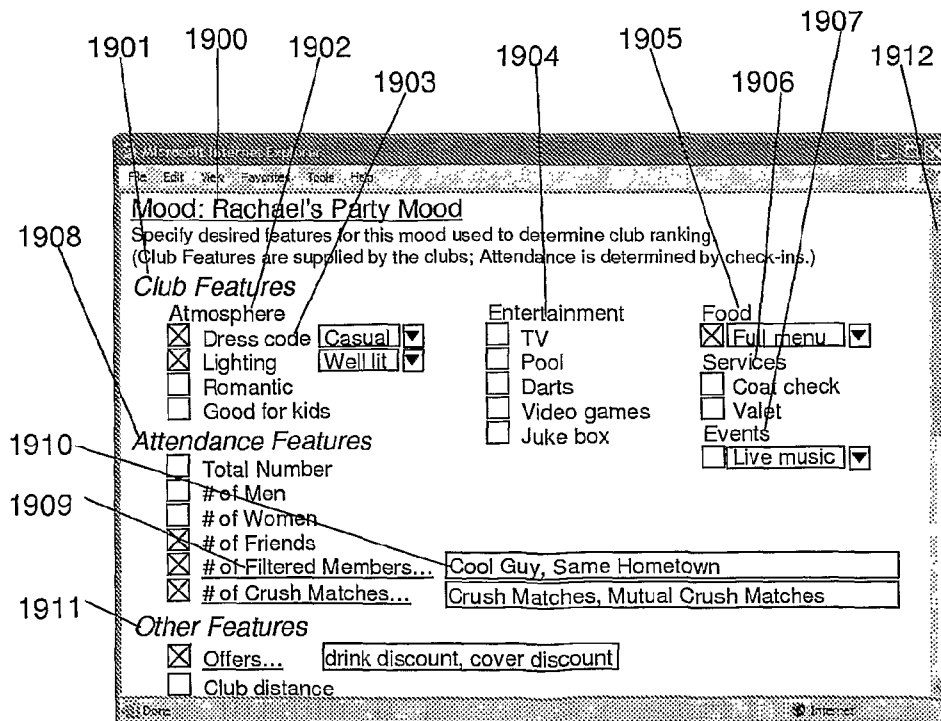
(c) Hoozware, Inc. 2006

FIG. 17



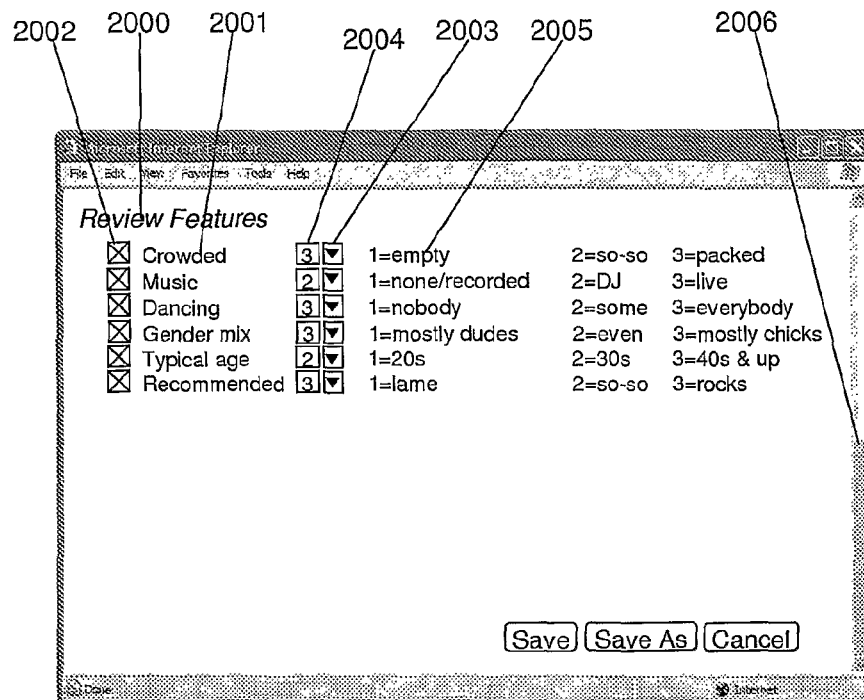
(c) Hoozware, Inc. 2006

FIG. 18



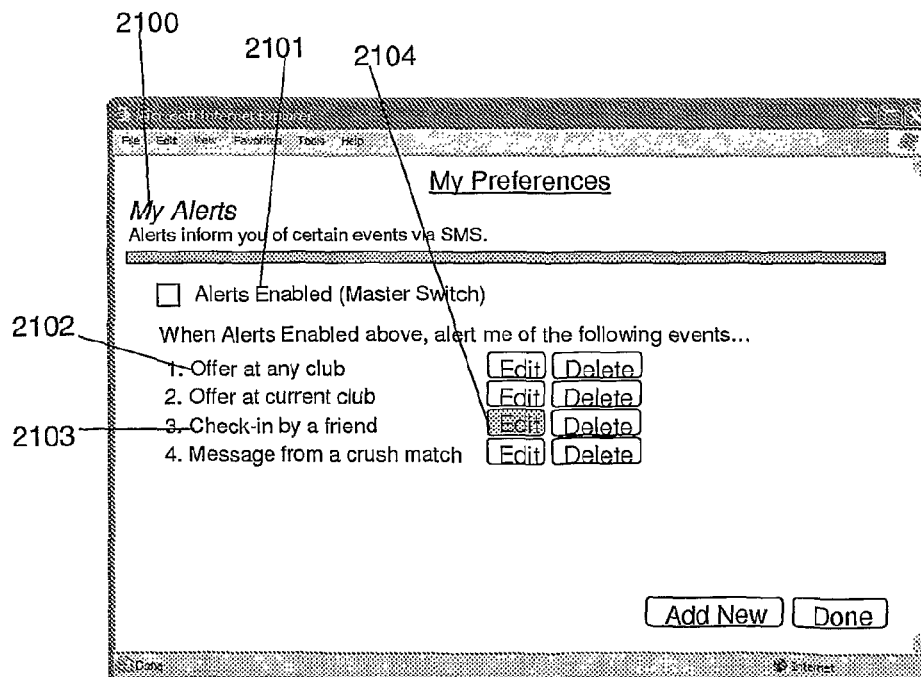
(c) Hoozware, Inc. 2006

FIG. 19



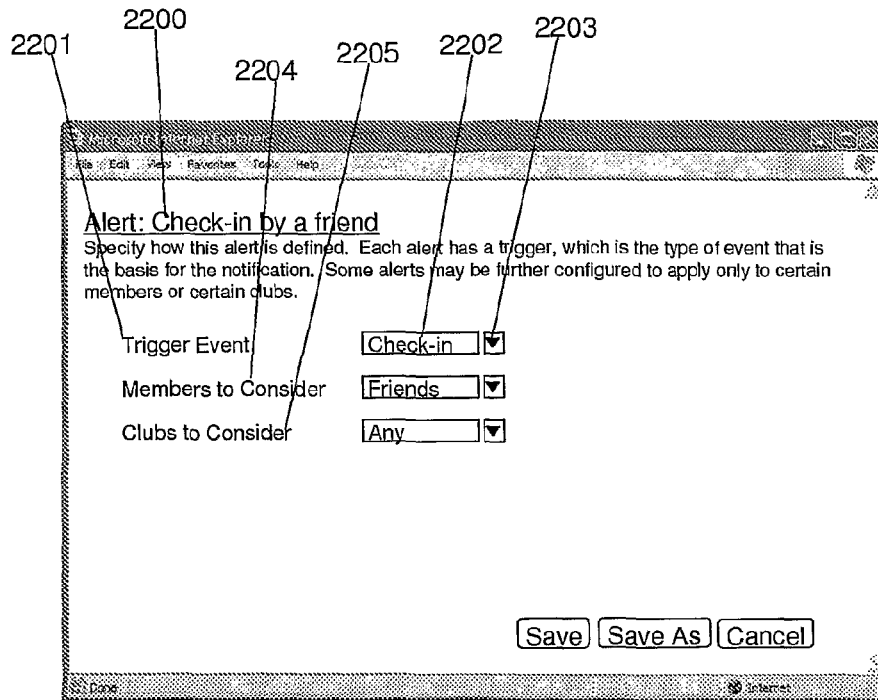
(c) Hoozware, Inc. 2006

FIG. 20



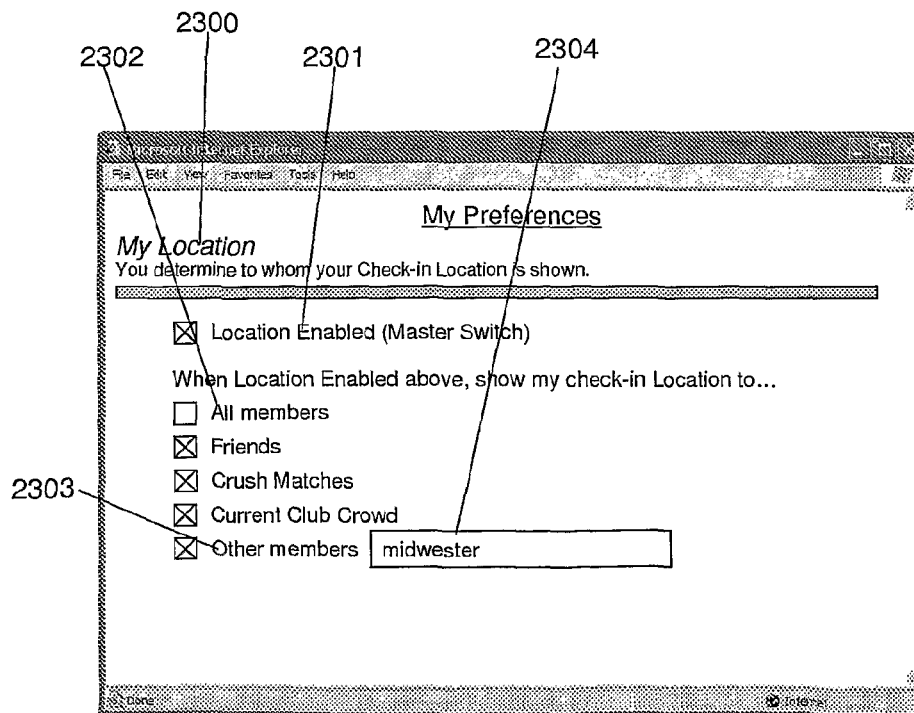
(c) Hoozware, Inc. 2006

FIG. 21



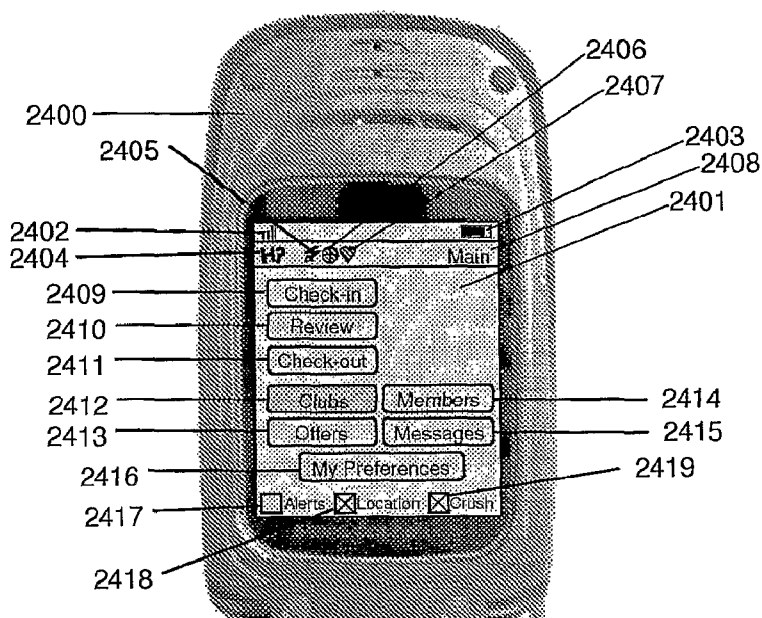
(c) Hoozware, Inc. 2006

FIG. 22



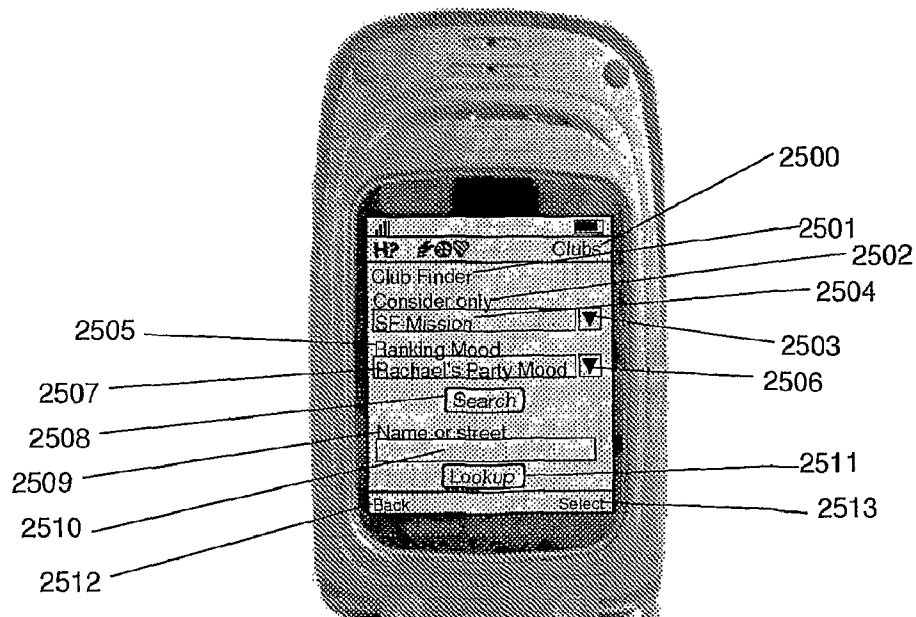
(c) Hoozware, Inc. 2006

FIG. 23



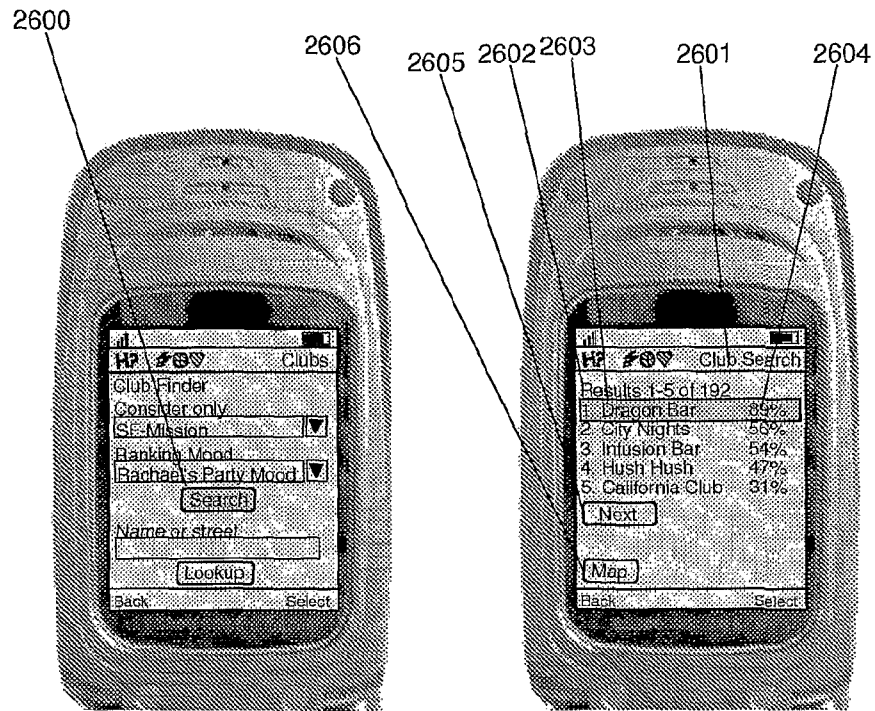
(c) Hoozware, Inc. 2006

FIG. 24



(c) Hoozware, Inc. 2006

FIG. 25

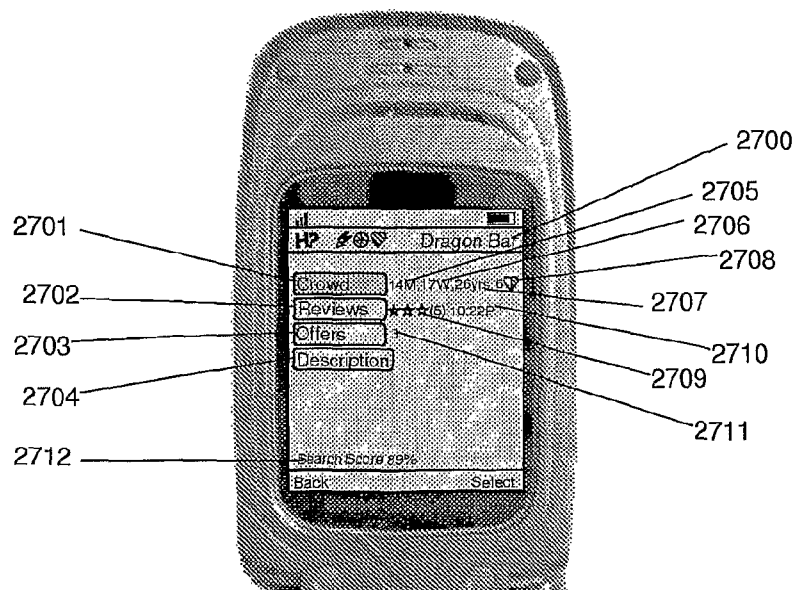


A

(c) Hoozware, Inc. 2006

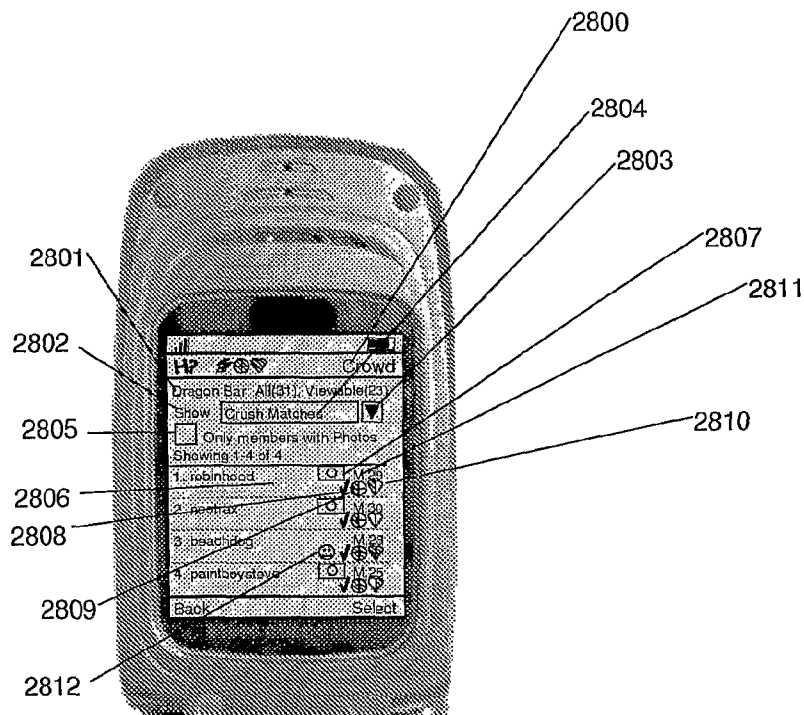
B

FIG. 26



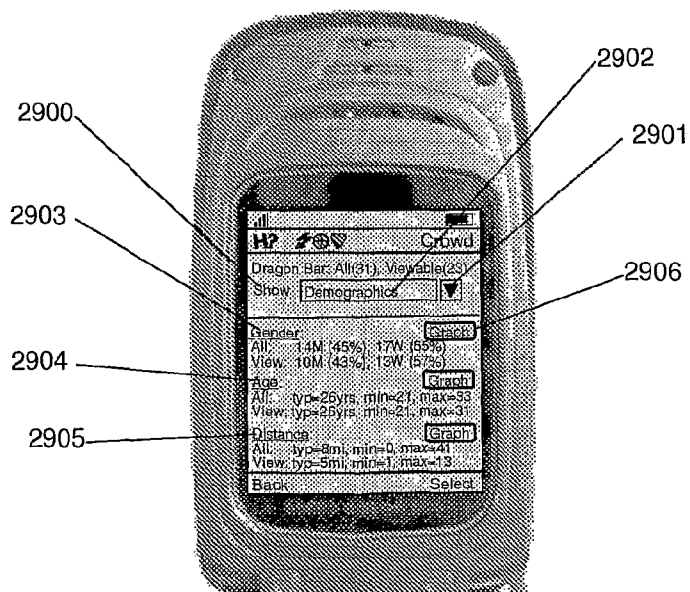
(c) Hoozware, Inc. 2006

FIG. 27



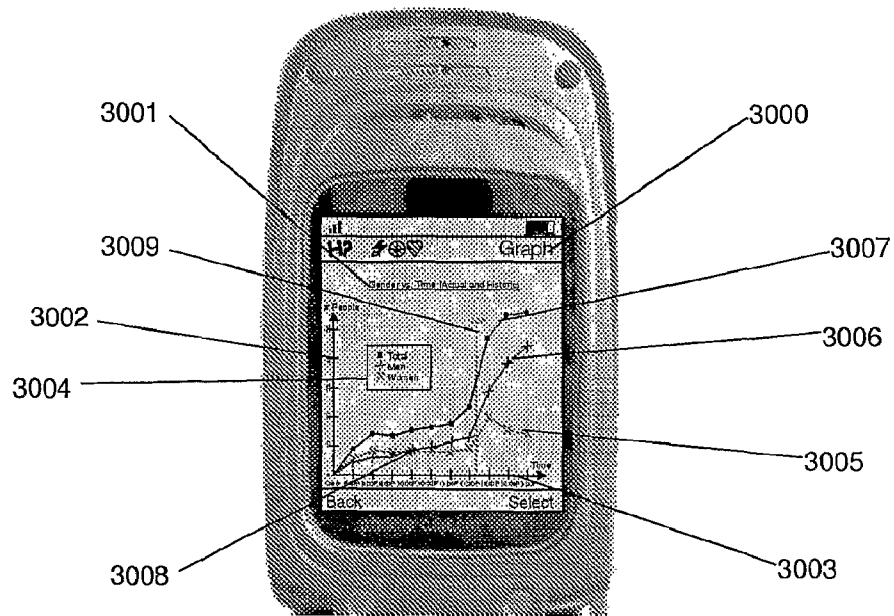
(c) Hoozware, Inc. 2006

FIG. 28



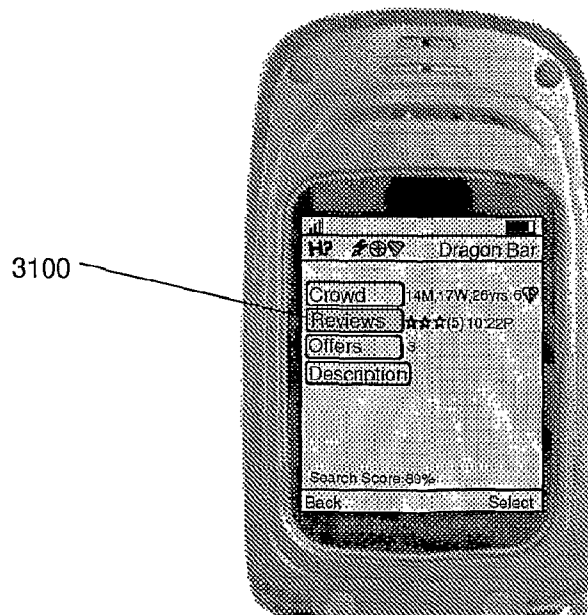
(c) Hoozware, Inc. 2006

FIG. 29



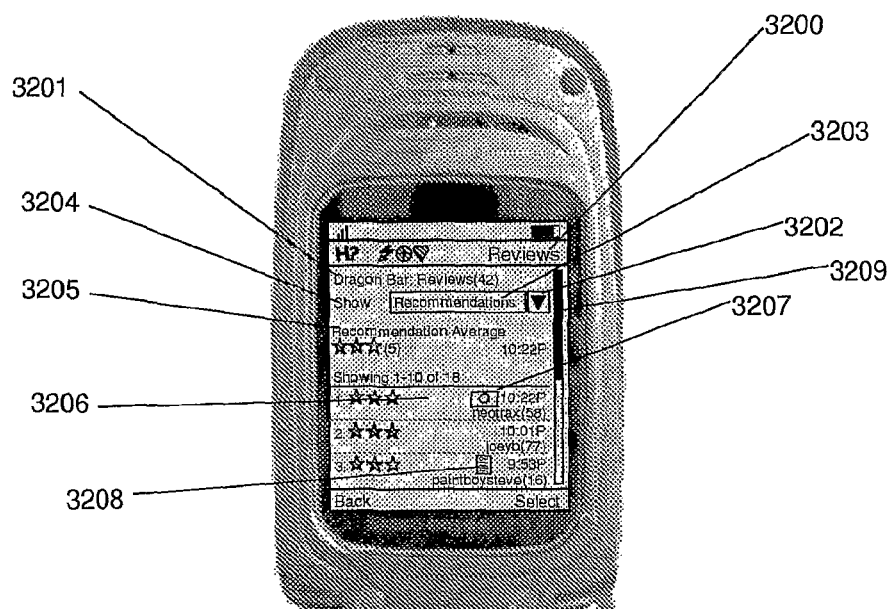
(c) Hoozware, Inc. 2006

FIG. 30



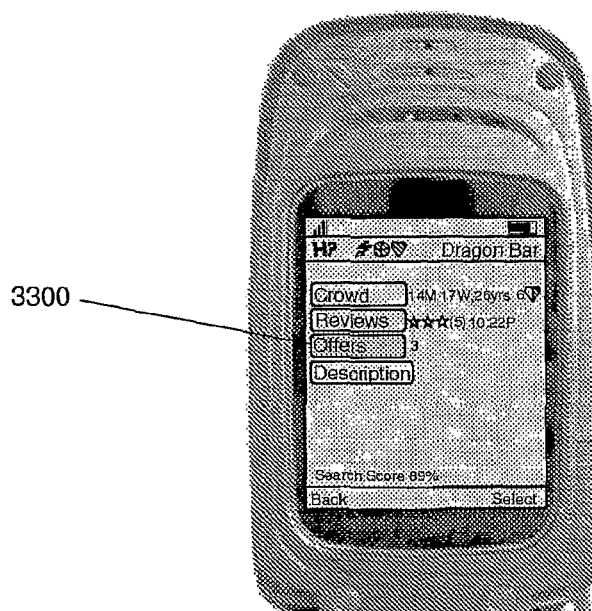
(c) Hoozware, Inc. 2006

FIG. 31



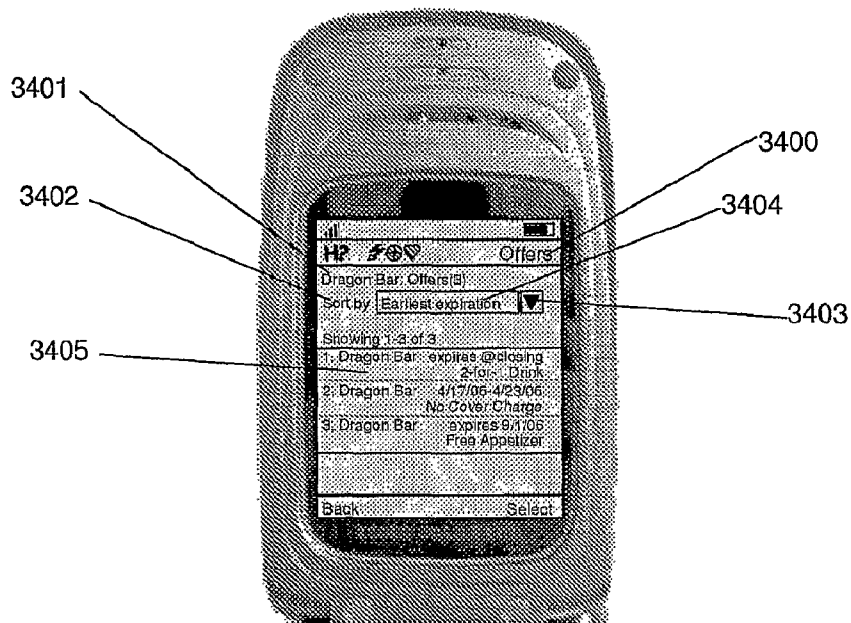
(c) Hoozware, Inc. 2006

FIG. 32



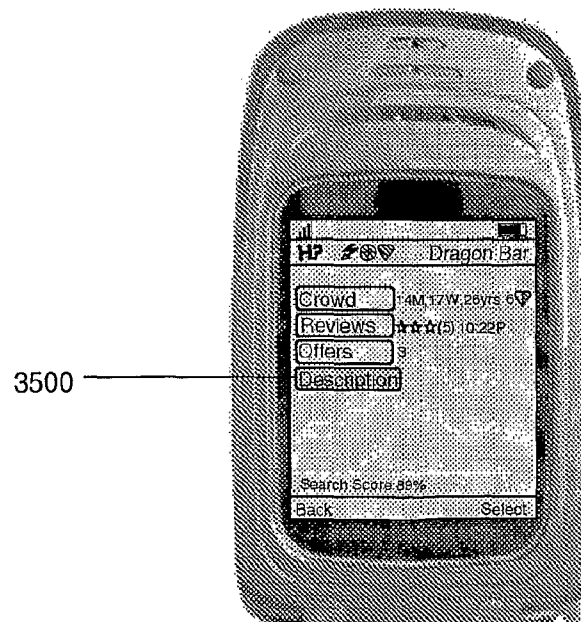
(c) Hoozware, Inc. 2006

FIG. 33




(c) Hoozware, Inc. 2006

FIG. 34



(c) Hoozware, Inc. 2006

FIG. 35

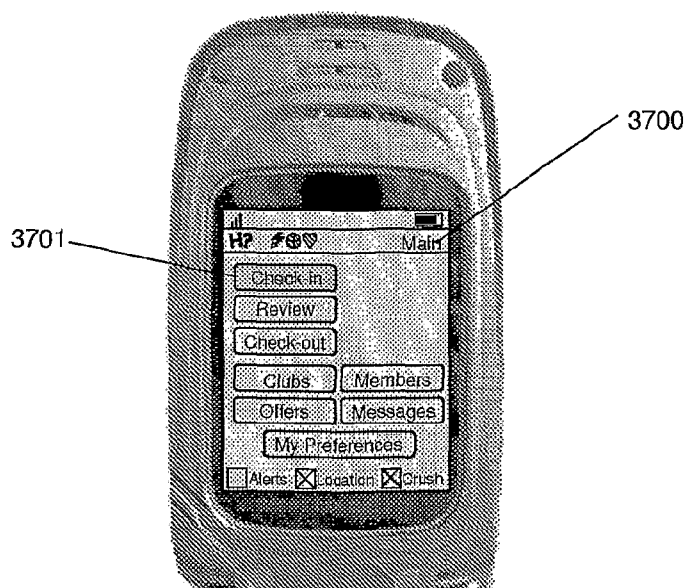


A

(c) Hoozware, Inc. 2006

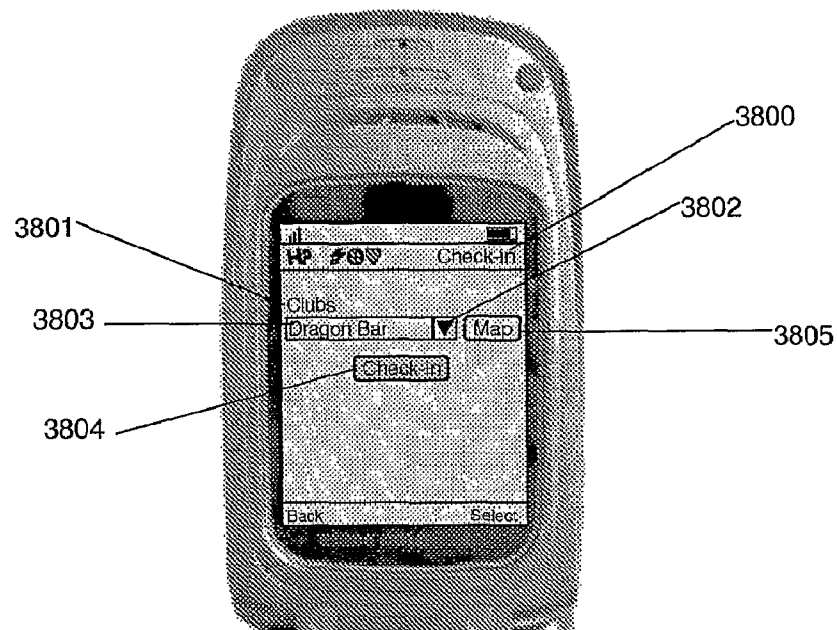
B

FIG. 36



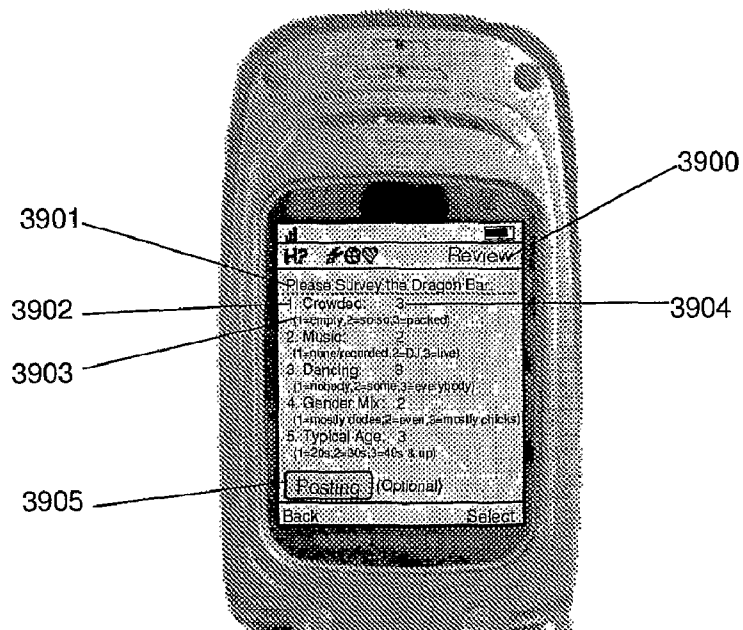
(c) Hoozware, Inc. 2006

FIG. 37



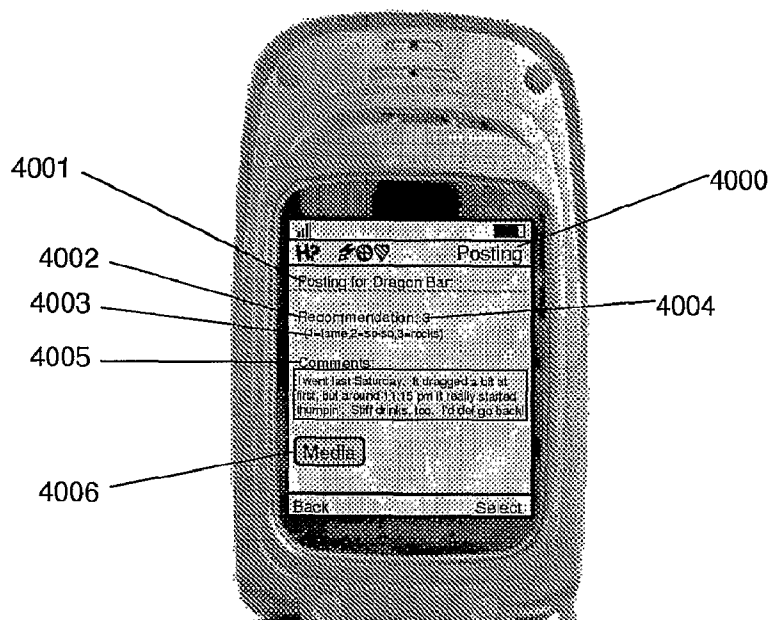
(c) Hoozware, Inc. 2006

FIG. 38



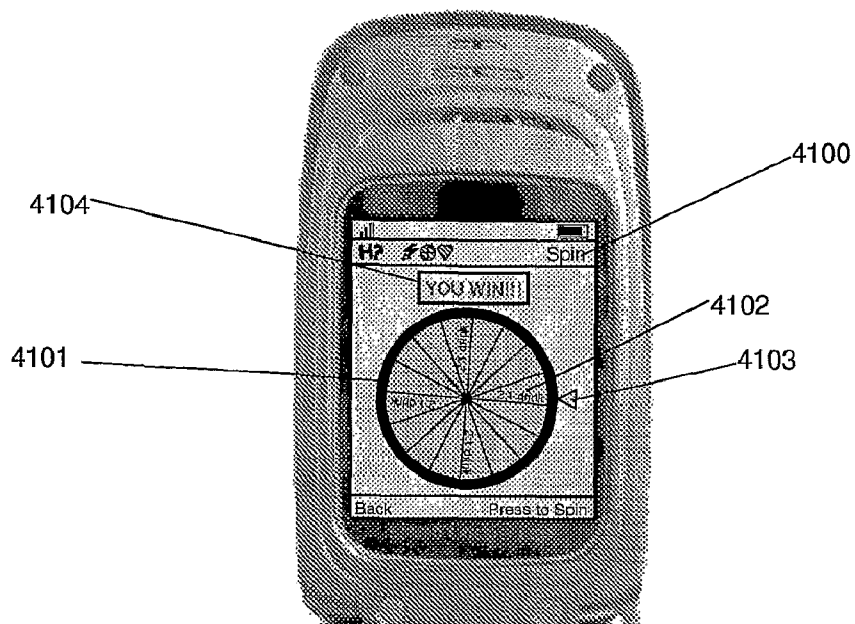
(c) Hoozware, Inc. 2006

FIG. 39



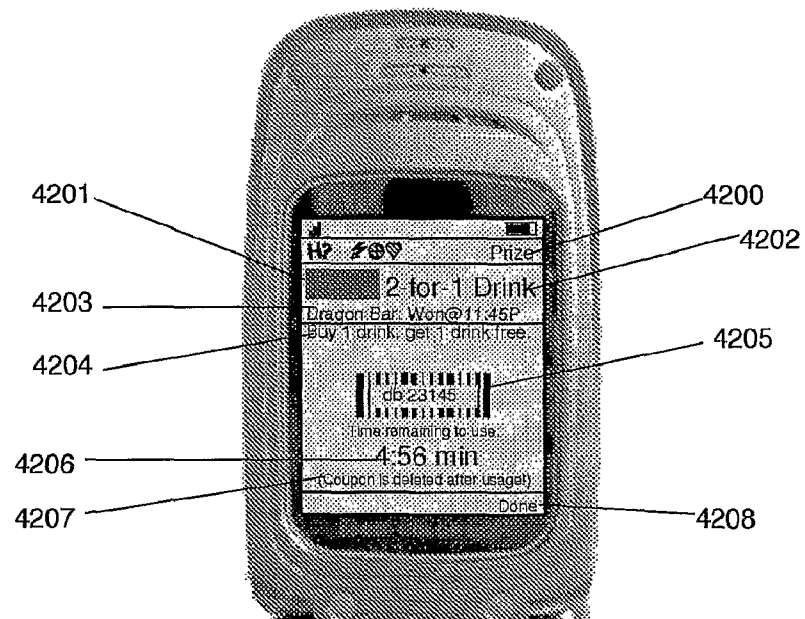
(c) Hoozware, Inc. 2006

FIG. 40



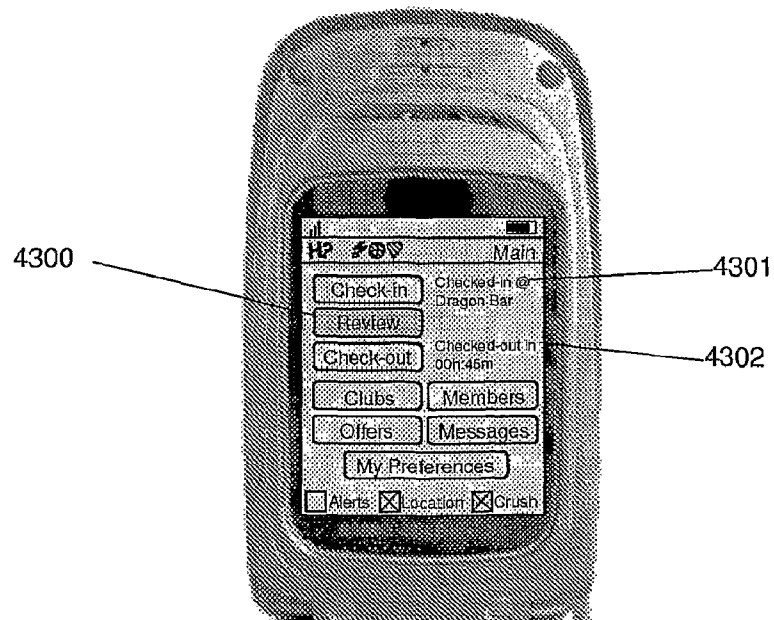
(c) Hoozware, Inc. 2006

FIG. 41



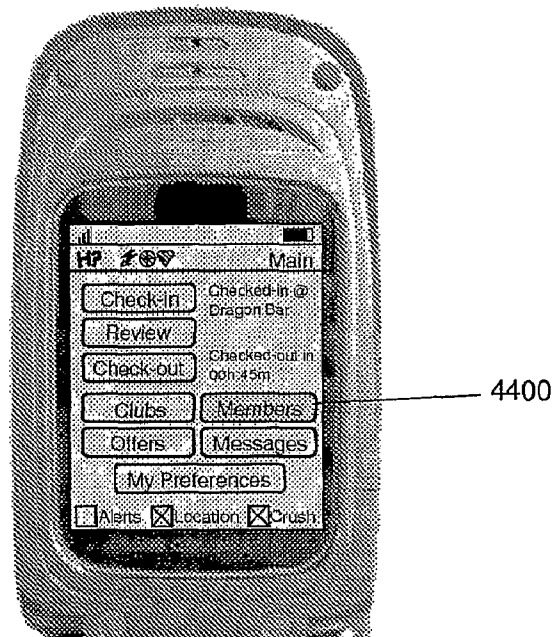
(c) Hoozware, Inc. 2006

FIG. 42



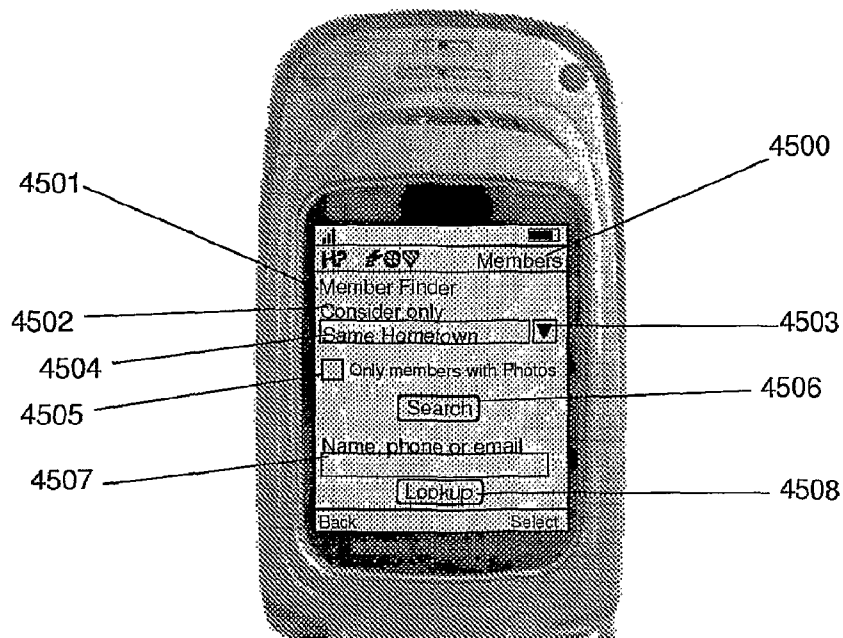
(c) Hoozware, Inc. 2006

FIG. 43



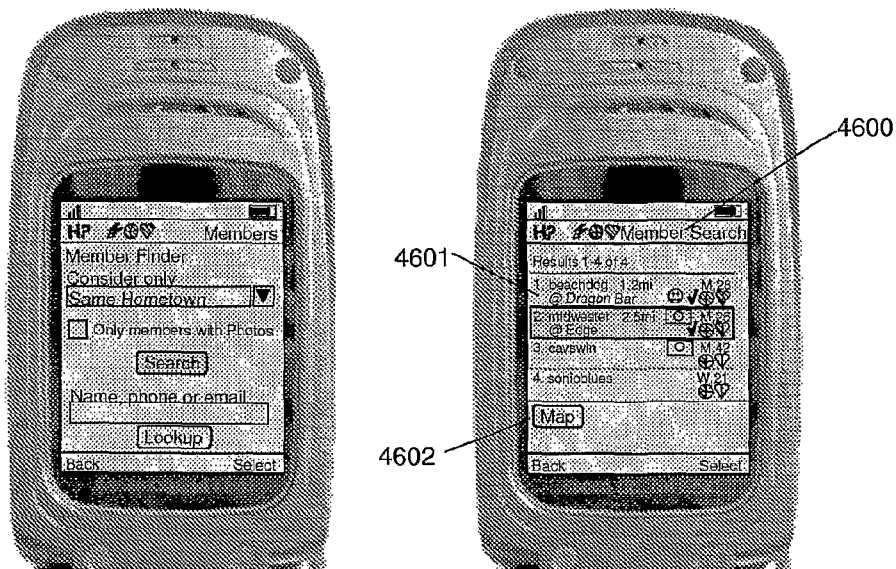
(c) Hoozware, Inc. 2006

FIG. 44



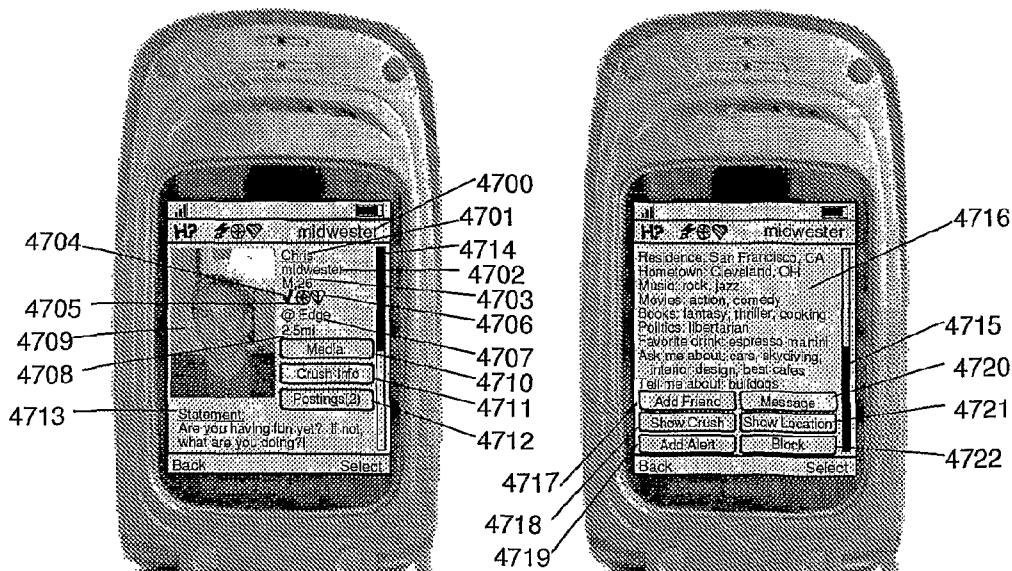
(c) Hoozware, Inc. 2006

FIG. 45



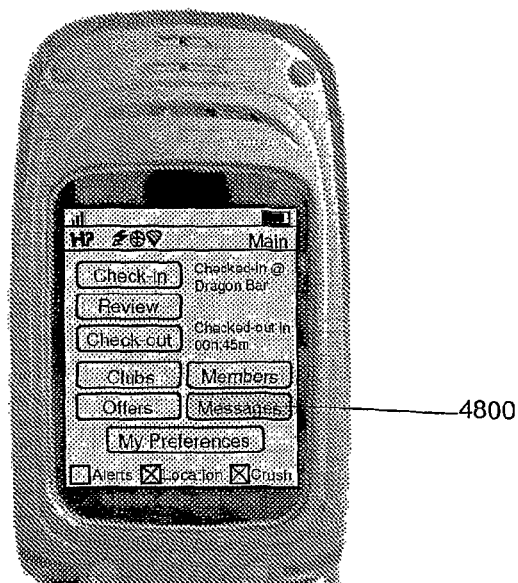
(c) Hoozware, Inc. 2006

FIG. 46




(c) Hoozware, Inc. 2006

FIG. 47



(c) Hoozware, Inc. 2006

FIG. 48

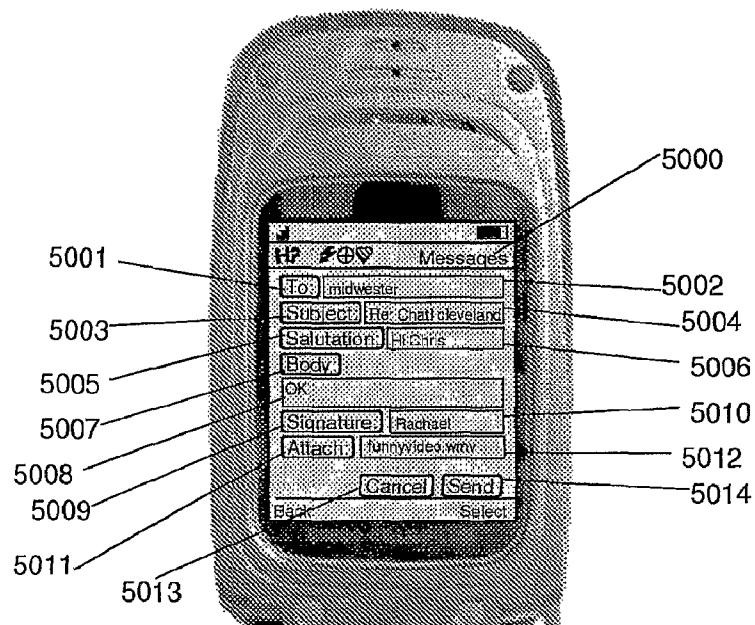


A

(c) Hoozware, Inc. 2006

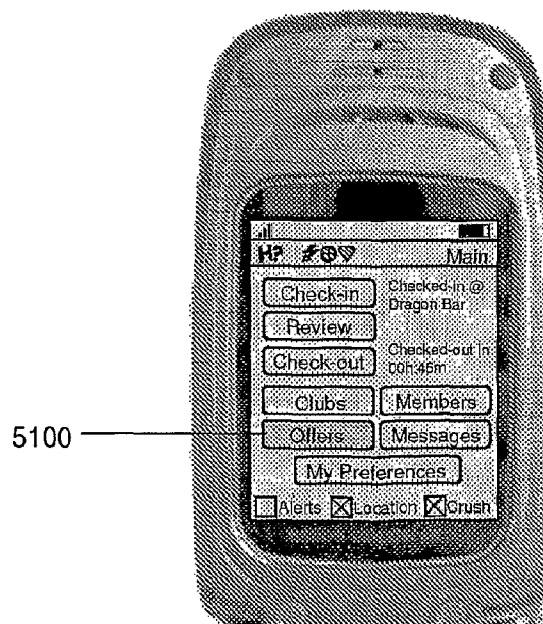
B

FIG. 49



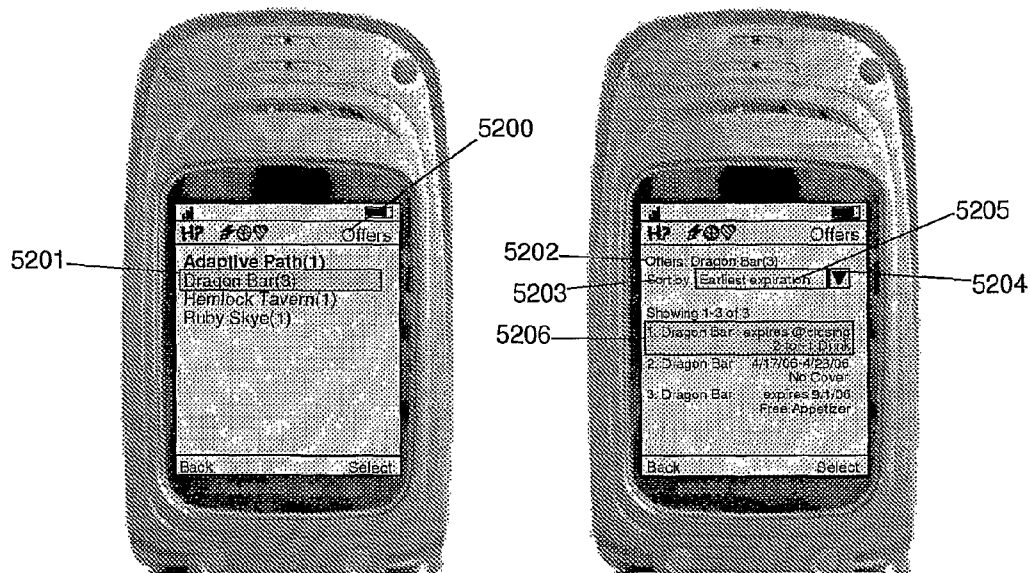
(c) Hoozware, Inc. 2006

FIG. 50



(c) Hoozware, Inc. 2006

FIG. 51

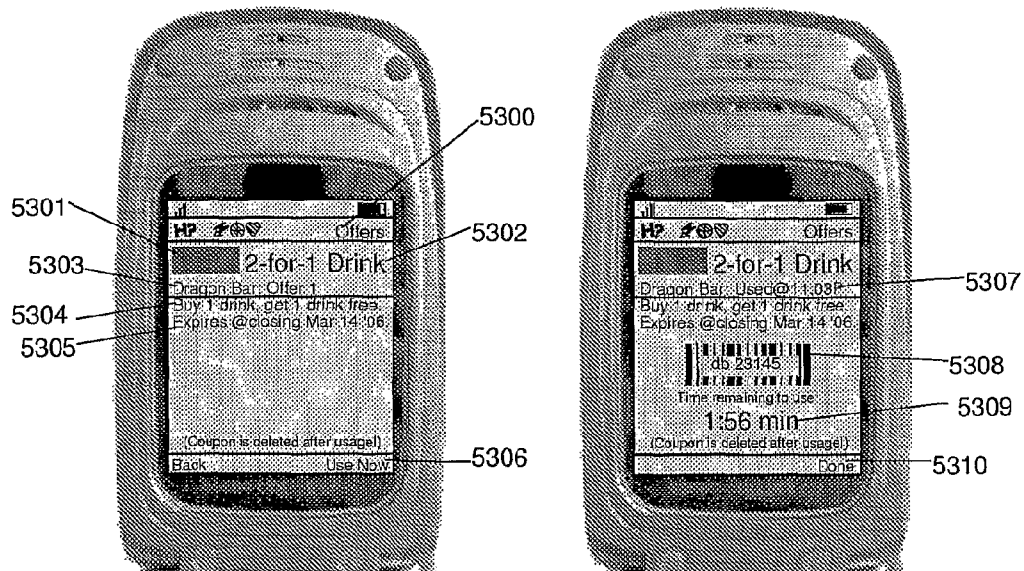


A

(c) Hoozware, Inc. 2006

B

FIG. 52

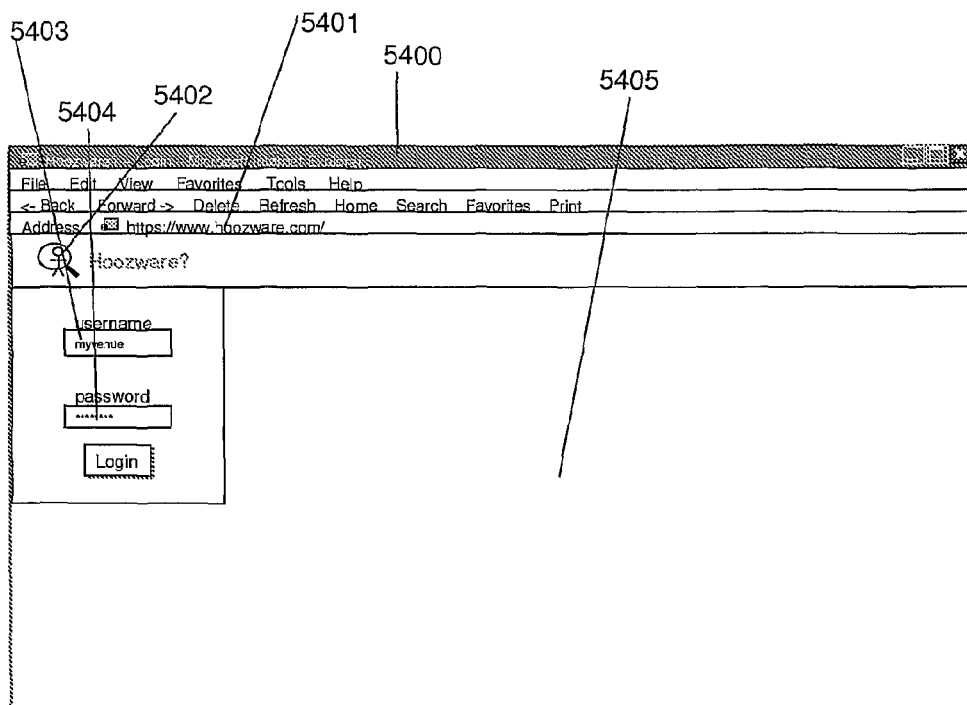


A

(c) Hoozware, Inc. 2006

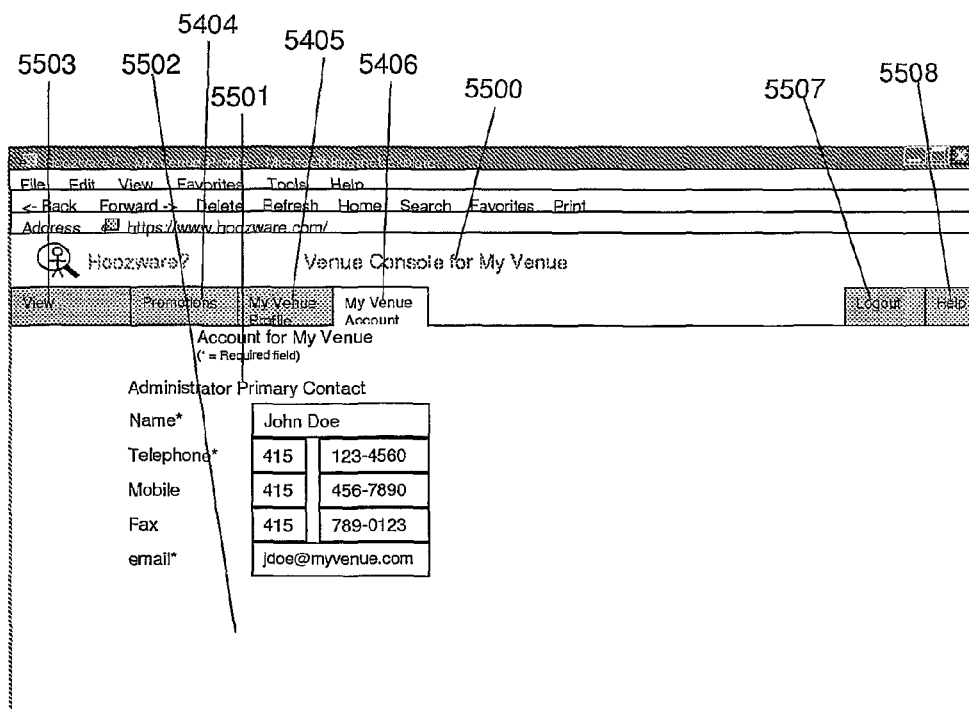
B

FIG. 53



(c) Hoozware, Inc. 2006, 2007

FIG. 54



(c) Hoozware, Inc. 2006, 2007

FIG. 55

A screenshot of a web browser displaying the 'Venue Console for My Venue' page. The browser's address bar shows 'https://www.hoozware.com/'. The page has a navigation bar with links: 'View', 'Promotions', 'My Venue Profile', 'My Venue Account', 'Logout', and 'Help'. The main content area is titled 'Profile for My Venue (* - Required field)'. It contains a form with the following fields: 'Venue name*' (My Venue), 'Address 1*' (420 My Street), 'Address 2' (empty), 'City*' (San Francisco), 'State*' (CA), 'ZIP*' (94102), 'Telephone*' (415 123-4560), 'Fax' (415 456-7890), 'Website*' (www.myvenue.com), and 'Directions'. A small map icon is visible at the bottom of the form.

5601

5600

5602

5603

(c) Hoozware, Inc. 2006, 2007

FIG. 56

A screenshot of a web browser displaying the 'Venue Console for My Venue' page, showing the media and summary section. The browser's address bar shows 'https://www.hoozware.com/'. The page has a navigation bar with links: 'View', 'Promotions', 'My Venue Profile', 'My Venue Account', 'Logout', and 'Help'. The main content area is divided into two columns. The left column is titled 'Short Summary (For Mobile phones; 100 characters max)' and contains a list of media items: 'Media1...', 'Media2...', and 'Media3...'. Below this list are 'Delete' and 'New' buttons. The right column is titled 'Long Summary (For Websites; 5000 characters max)' and contains a list of media items: 'photo1.jpg', 'sound1.wav', and 'video1.wmv'. Below this list are 'Caption' and 'New' buttons. At the bottom of the page is an 'Events Calendar...' link.

5709

5705

5702

5707

5706

5703

5700

5710

5711

5701

5704

5712

5708

(c) Hoozware, Inc. 2006, 2007

FIG. 57

5800 5801 5802 5803 5804 5805 5806 5807 5808 5809 5810

File Edit View Favorites Tools Help
 < Back Forward > Delete Refresh Home Search Favorites Print
 Address <https://www.hoozware.com/>
 Hoozware! Venue Console for My Venue
 View Promotions My Venue Profile My Venue Account Login Help
 Food ☐ No food ☐ Bar food ☒ Full menu
 Atmosphere ☒ Casual ☐ Trendy
☒ Not Romantic ☐ Romantic
☒ Well Lit ☐ Dark
 Dress Code ☒ Casual ☐ Business Casual ☐ Cocktail Attire ☐ Semi-Formal ☐ Formal
 Entertainment ☒ TV ☒ Pool Table ☒ Dart Board ☐ Video Games
 Coat Check ☒ No ☐ Yes
 Good for Kids ☒ No ☐ Yes

(c) Hoozware, Inc. 2005, 2007

FIG. 58

5901 5902 5903 5904 5905 5906

Events Calendar
 Click on date to view Current Events List or to add a New Event
 FEBRUARY 2006

Su	Mo	Tu	We	Th	Fr	Sa
			1	2	3	4
5	6	7	8	9	10	11
12	13	14	15	16	17	18
19	20	21	22	23	24	25
26	27	28				

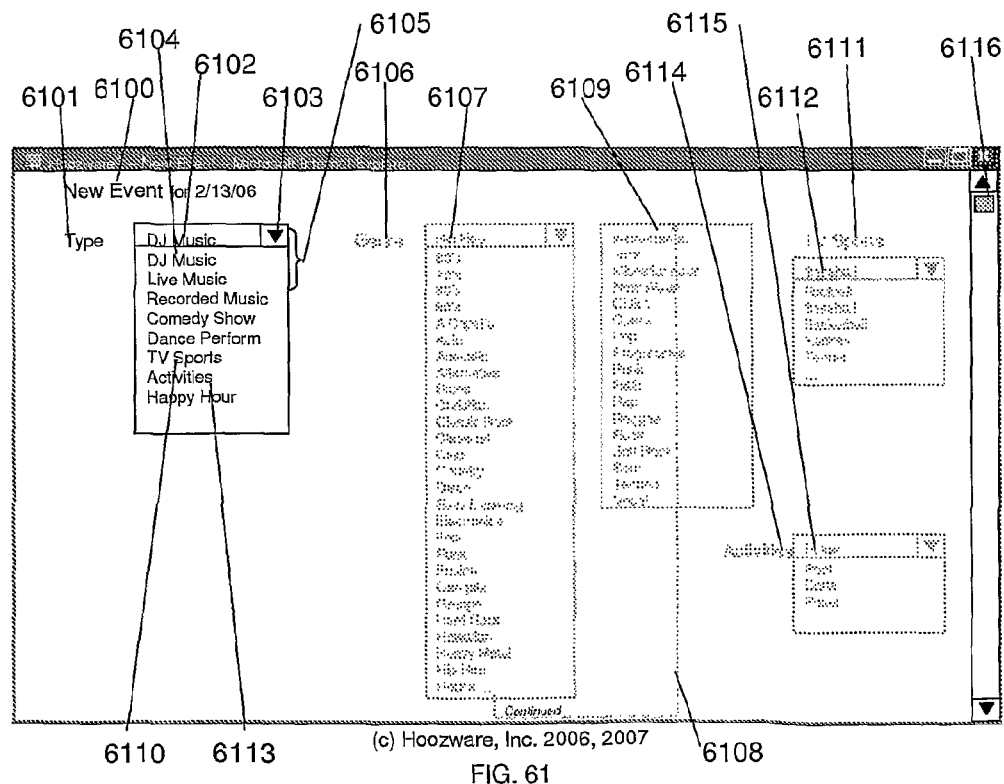
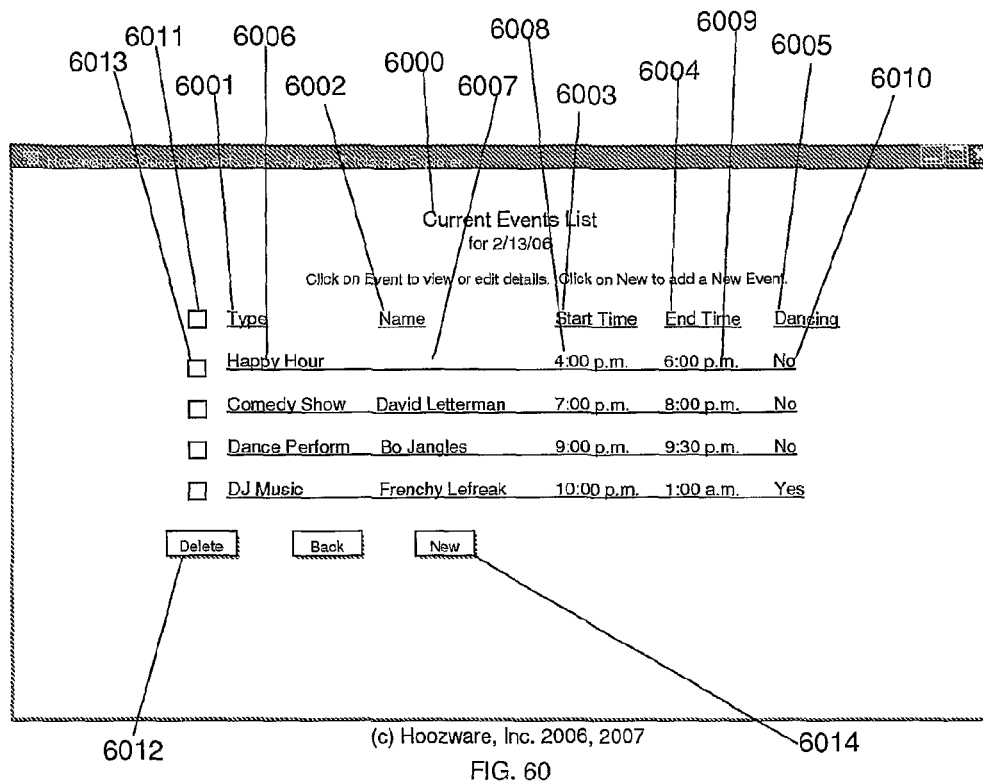
 MARCH 2006

Su	Mo	Tu	We	Th	Fr	Sa
			1	2	3	4
5	6	7	8	9	10	11
12	13	14	15	16	17	18
19	20	21	22	23	24	25
26	27	28	29	30	31	

 Back

(c) Hoozware, Inc. 2006, 2007

FIG. 59



6204 6200 6201 6208 6209 6202 6215

6203 6206

Name: Frenchy Lefreak

Short Summary: (Mobile phones 100 characters max) Frenchy Lefreak is back from France by popular demand for one night only. Don't miss this amazing DJ.

Long Summary: (For Websites; 500 characters max) A veteran DJ for over 15 years, Frenchy Lefreak has cemented his reputation as a crowd-riding favorite.

Doors Open: 9:30 p.m.

Start Time: 10:00 p.m.

End Time: 1:00 a.m.

Cover: ☒ No \$15.00 starting at 9:35 p.m.

Dancing: ☒ Yes ☐ No starting at 10:00 p.m.

Recurrence

6214 6210 6211 6213 (c) Hoozware, Inc. 2006, 2007 6212

FIG. 62

6305 6302 6303 6300 6301 6304

My Venue's info link: www.myvenue.com/events

Performer's info link: www.frenchy.com

Media1: photo1.jpg Caption: Frenchy

Media2: sound1.wav Caption: Frenchy's music

Media3: video1.wmv Caption: People dancing

Delete New

Back OK Cancel

6306 6307 6308 (c) Hoozware, Inc. 2006, 2007 6309 6310 6311

FIG. 63

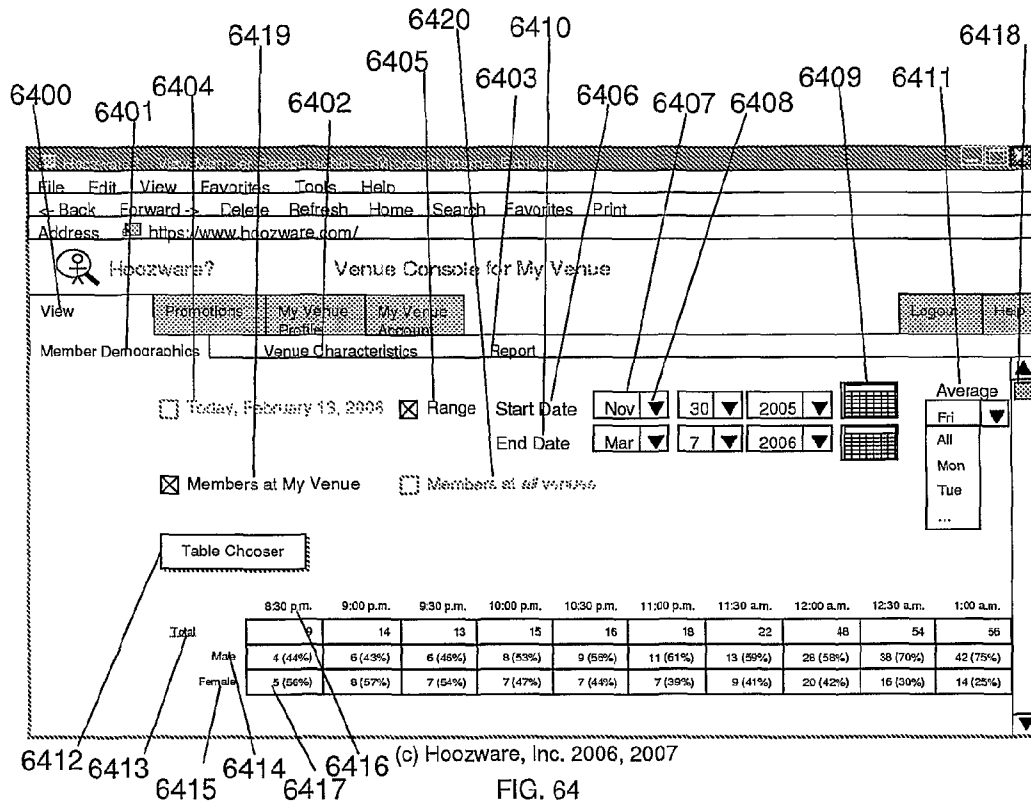


FIG. 64

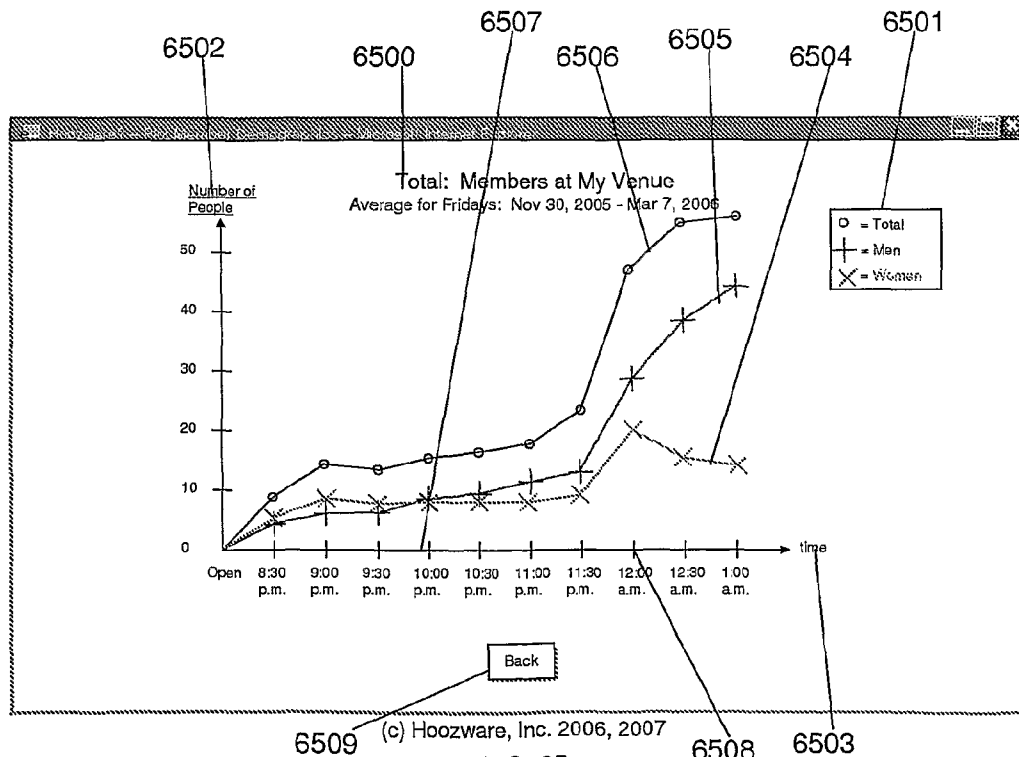


FIG. 65

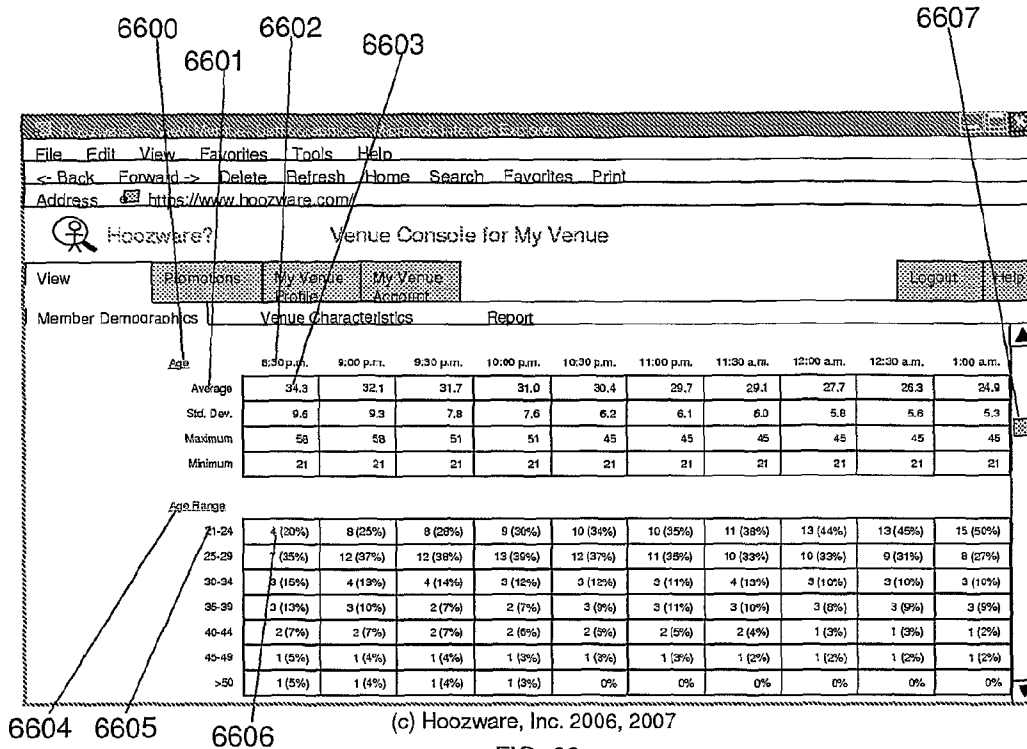


FIG. 66

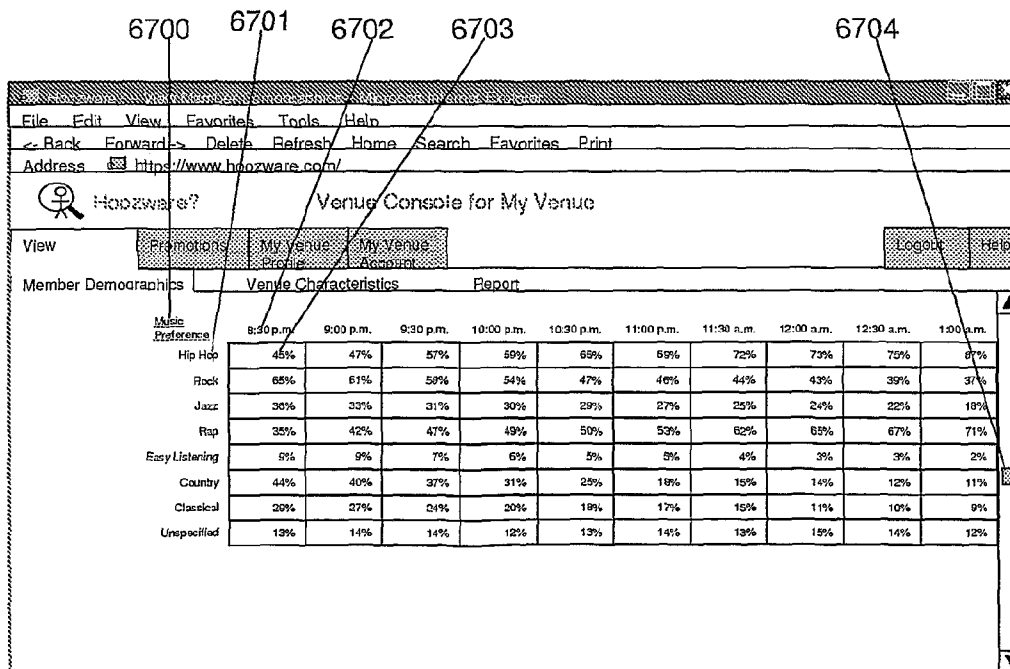
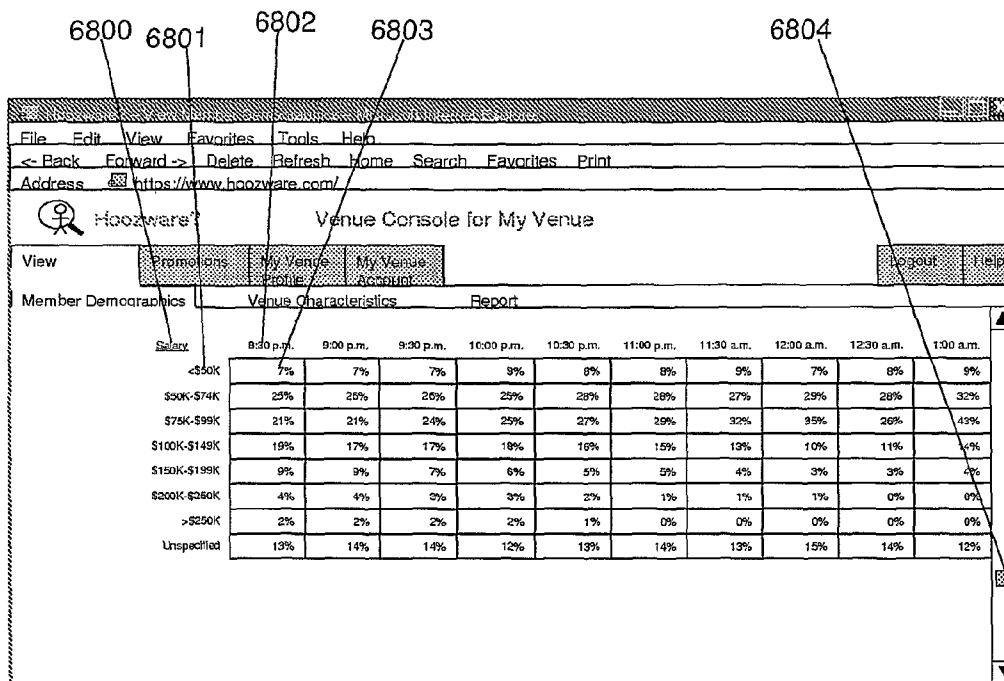
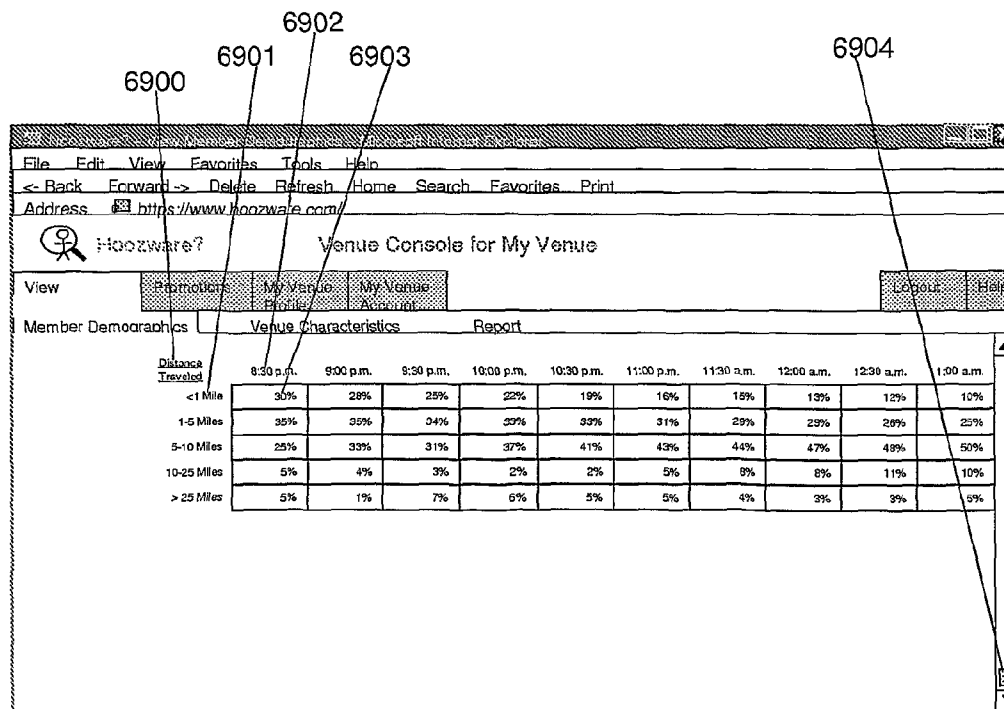


FIG. 67



(c) Hoozware, Inc. 2006, 2007

FIG. 68



(c) Hoozware, Inc. 2006, 2007

FIG. 69

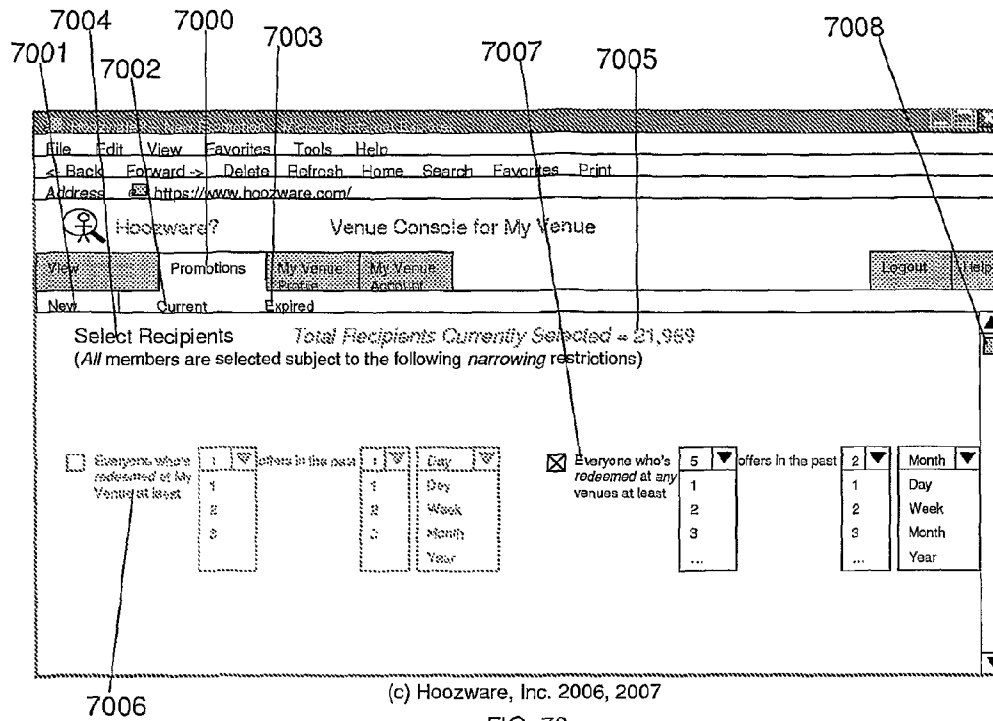


FIG. 70

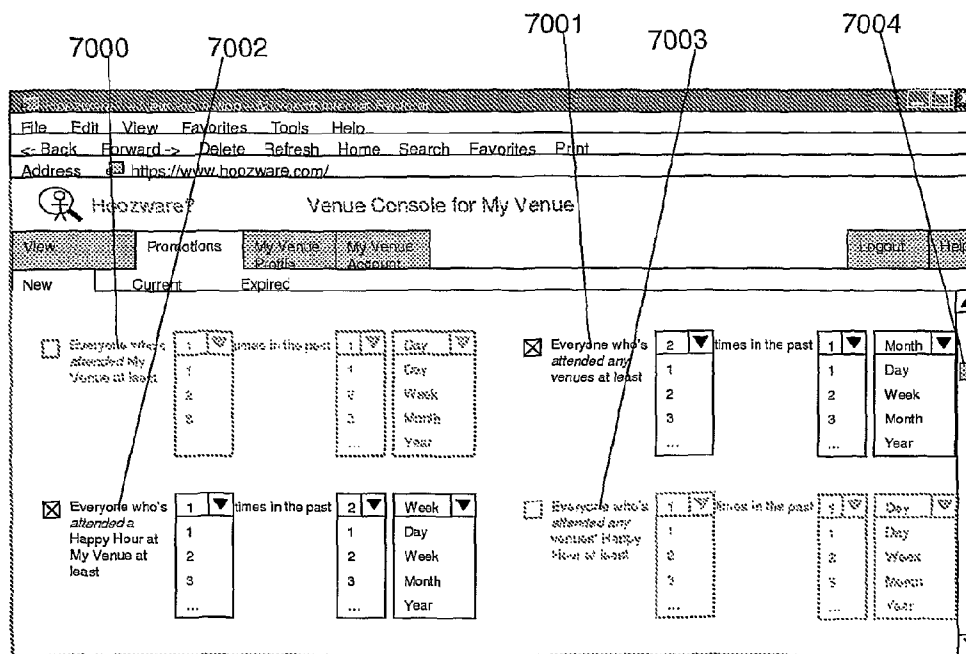
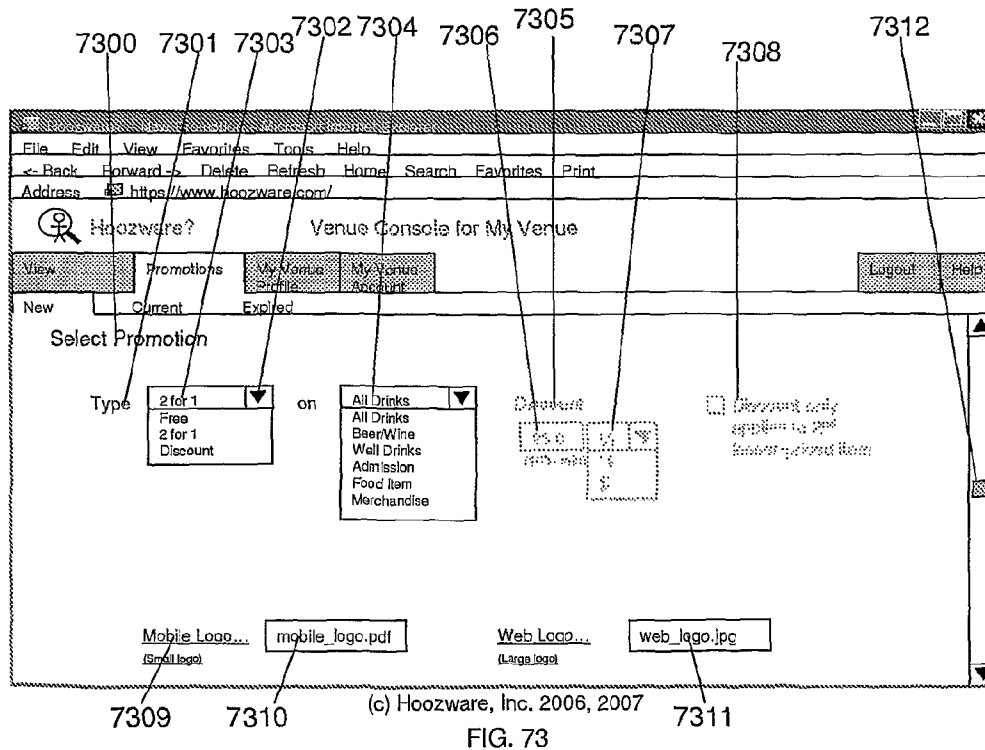
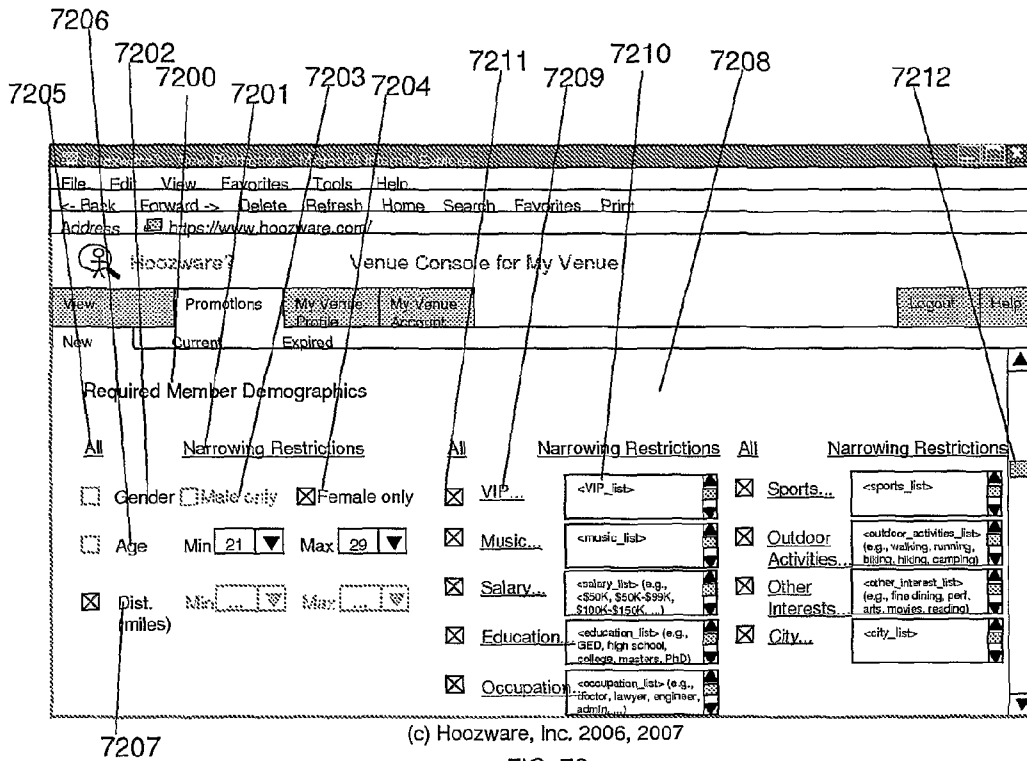
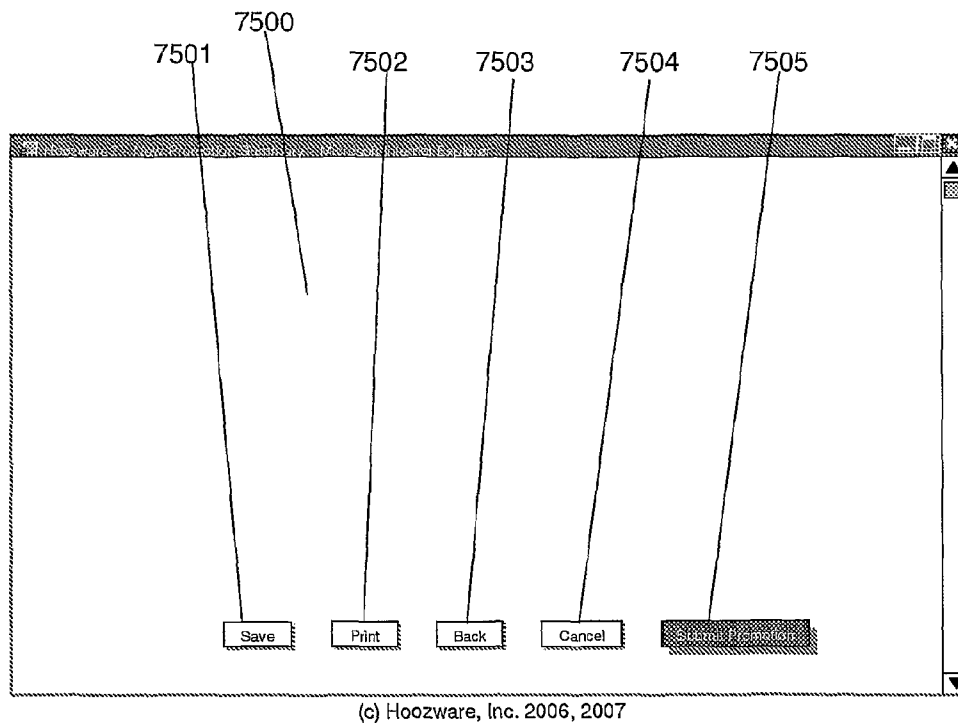
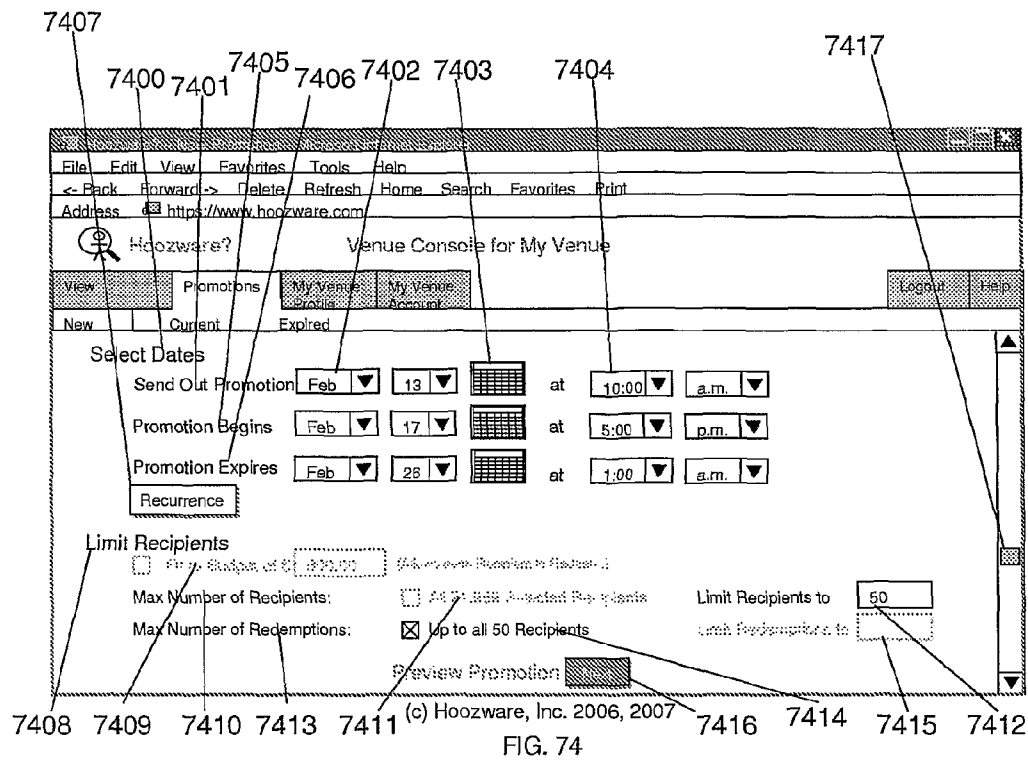


FIG. 71





SYSTEM FOR PROVIDING A SERVICE TO VENUES WHERE PEOPLE AGGREGATE

TECHNICAL FIELD

The field of this invention is providing services to venues.

BACKGROUND

MoSoSo (short for “mobile social software”) has become a recent phenomenon for social networking. The efforts are primarily directed to either meeting new people or providing a simplified method for keeping track of acquaintances. Various approaches are employed using individual terminology and somewhat different protocols. Some of the existing approaches are concerned with the manner of introducing people to each other.

For example, Mobido™ (www.mobldo.com) collects photographs of members and can provide the photograph to another member under certain restricted circumstances. It also provides for individuals or businesses to be contacted through the use of “tags.”

Wave Market promotes StreetHive™ (www.streethive.com) which provides social networking and location tagging between friends. It allows people to know where others are and to contact such people.

Dodgeball™ (www.dodgeball.com) provides another social cell phone capability, where you can communicate with groups of friends. It also provides addresses of venues.

There are a number of other groups that provide for similar services that can be found at www.zogo.com, www.meetro.com, www.plazes.com, www.bedd.com, www.smallplanet.com, www.sixsense.com, www.jambo.net, www.mobiluck.com, www.icontact.com, www.imahima.com, www.proxpro.com, www.ravewireless.com, www.intercastingcorp.com, www.loopt.com, www.jaiku.com and www.satelx.com.

For the most part the MoSoSo capabilities are primarily for the users of the system to allow for meeting people and locating a defined group of people. They do not concern themselves with providing opportunities for businesses to direct their communications to likely patrons. Rather, their attention is directed to the individual subscribers and looking for points of similarity between the subscribers to bring one subscriber to the attention of another.

There is substantial interest in providing venues, such as night clubs and bars, with information that allows them to attract clientele to their venue based on the demographics of people at the venue and the desired demographics that the venue wishes to achieve. By demographics is meant a statistic concerning a selected population. Methods that allow the venues to compete for desirable clientele based on reliable information about potential clientele trying to select a venue is very valuable and allows for efficient use of the venue's resources, while allowing the client to select a venue based on current information about the venue.

RELEVANT LITERATURE

Hancock, John, WO 02/01405 A1, describes a people networking and locating system. Lovison et al., US 2004/0220922 A1, describes a system for meeting people via wireless communication. Randall et al., US 2004/0249846 A1, describes a database for use with a wireless information device. Randall et al., US 2004/0024846 A1, describes a method of enabling a wireless information device to access data services. Knauerhase et al., US 2004/0203746 A1,

describes location-specific collaboration for mobile devices. Piccionelli et al., US 2004/0010608 A1, describes a remote dating method. Salton, US2005/0076078 A1, describes an event based communication system. Forsyth, US 2004/0137882 A1, describes a group communication method for a wireless communication device. Alpdemir et al., U.S. Pat. No. 6,934,684 B2, describes a voice-interactive marketplace providing promotion and promotion tracking, loyalty reward and redemption, and other features. Alpdemir et al., US 2004/0006478 A1, describes a voice-interactive marketplace providing promotion and promotion tracking, loyalty reward and redemption, and other features. Carlton et al., US 2004/0203363 A1, describes a portable communication apparatus and method for match-making with unique user ID. Hendry, US 2004/0151315 A1, describes a technique for managing and querying moving point data. LaBrie et al., US 2002/0047861 A1, describes a site information system and method. Srinivasan et al., US 2002/0022488 A1, describes a method and apparatus for time-aware and location-aware marketing. Alley, US 2005/0003759 A1, describes and anonymous communication device. Guichard et al., US 2005/0132305 A1, describes an electronic information access system, methods for creation and related commercial models. Tanaka, U.S. Pat. No. 6,819,919 B1, describes a method for providing matching and introduction services to proximate mobile users and service providers. Nagendran, U.S. Pat. No. 6,731,940 B1, describes methods of using wireless geolocation to customize content and delivery of information to wireless communication devices. Drutman et al., U.S. Pat. No. 6,618,593 B1, describes a location dependent user matching system. Hertz et al., U.S. Pat. No. 6,571,279 B1, describes a location enhanced information delivery system. Fraccaroli, U.S. Pat. No. 6,549,768 B1, describes a mobile communications matching system. Olivier, U.S. Pat. No. 6,480,885 B1, describes dynamically matching users for group communications based on a threshold degree of matching of sender and recipient predetermined acceptance criteria. Alagappan et al., US 2005/0210387 A1, describes a system and method for the aggregation and matching of information. Sudit, US 2005/0202817 A1, describes a system and method for exchange of geographic location and user profiles over a wireless network. Wilson et al., US 2005/0193054 A1, describes a multi-user social interaction network. Weaver et al., US 2005/0181803 A1, describes a system for combining geographic location information, database-derived affinity matches, and user control in order to permit individuals to rendezvous. Bourne, US 2005/0177614 A1, describes a method and computer system for matching mobile devices users for business and social networking. Mgrdechian et al., US 2005/0174975 A1, describes a system and method for wireless communication between previously known and unknown users. Karaizman, US 2005/0054352 A1, describes introduction system and method utilizing mobile communication. Brandenburg et al., US 2005/0043060 A1, describes method and apparatus for scheduling presentation of digital content on a personal communication device. Chaudhuri, US 2005/0038876 A1, describes a system and method for instant match based on location, presence, personalization and communication. Ryan et al., US 2004/0215793 A1, describes a personal contact network. Mayer, US 2004/0122810 A1, describes a system and method for searching, finding and contacting dates on the internet in instant messaging networks and/or in other methods that enable immediate finding and creating immediate contact. Paddon, US 2004/0107283 A1, describes a system and method for the aggregation and matching of personal information. Mahmood, US 2004/0006548 A1, describes a subscriber profile matching and positioning system for

mobile units in a communication system. Marshall, US 2003/0233278 A1, describes a method and system for tracking and providing incentives for tasks and activities and other behavioral influences related to money, individuals, technology and other assets. Kautto-Kiovula et al., US 2003/0117432 A1, describes a method, system and apparatus for constructing fully personalized and contextualized user interfaces for terminals in mobile use. Hendrey et al., US 2003/0060214 A1, describes a system and method for initiating responses to location-based events. Bearden, III et al., US 2003/0014275 A1, describes an attendee electronic sporting event Information transmitting and storage systems. Pierce et al., US 2002/0184653 A1, describes services based on position location using broadcast digital television signals. Kojac et al., US 2002/0161657 A1, describes a system for rapid identification of vehicle occupants for the purpose of facilitating mobile sales marketing, communication and safety. Chan et al., US 2002/0068585 A1, describes an intelligent mobile information system. Tuoriniemi et al., US 2002/0034292 A1, describes a system and a method to match demand and supply based on geographical location derived from a positioning system. Schultz et al., US 2002/0010584 A1, describes an interactive voice communication method and system for information and entertainment. Portman et al., U.S. Pat. No. 6,944,447 B2, describes location-based services. Gailey et al., U.S. Pat. No. 6,848,542 B2, describes a method for passive mining of usage information in a location-based services system. Brandenburg et al., U.S. Pat. No. 6,834,195 B2, describes a method and apparatus for scheduling presentation of digital content on a personal communication device. Stewart et al., U.S. Pat. No. 6,414,635 B1, describes a geographic-based communication service system with more precise determination of a user's known geographic location. Stewart et al., U.S. Pat. No. 6,259,405 B1, describes a geographic based communications service. De Vries, US 2005/0227676 A1, describes place specific buddy list services. Randall et al., US 2005/0169446 A1, describes a method of and apparatus for communicating user related information using a wireless information device. Barnes, J R., US 2005/0136949 A1, describes a portable communications device and method of use. Wentink, US 2005/0135305 A1, describes automatic peer discovery. Godfrey, US 2005/0130634 A1, describes location awareness in wireless networks. Gailey et al., US 2005/0102180 A1, describes passive mining of usage information in a location-based services system. Davis et al., US 2005/0078088 A1, describes an enhanced input peripheral. Hjelt et al., US 2004/0266480 A1, describes a system and method for implementing sensor functionality in mobile devices. Ryan et al., US 2004/0215793 A1, describes a personal contact network. Weisman et al., US 2004/0148638 A1, describes a method and apparatus for entertainment and information services delivered via mobile telecommunications devices. Dor et al., US 2004/0088551 A1, describes identifying persons seeking access to computers and networks. Chaskar, US 2004/0081120 A1, describes a method and apparatus providing user programmable, personalized location-aware services. Harper et al., US 2004/0015562 A1, describes a method, apparatus and system for management of information content for enhanced accessibility over wireless communication networks. Keeler et al., US 2003/0233332 A1, describes a system and method for user access to a distributed network communication system using persistent identification of subscribers. Marshall, US 2003/0233278 A1, describes a method and system for tracking and providing incentives for tasks and activities and other behavioral influences related to money, individuals, technology and other assets. Barnes, J R., US 2003/0220835 A1, describes a sys-

tem, method, and computer program product for providing location based services and mobile e-commerce. Ljubicich et al., US 2003/0115288 A1, describes a technique for effective management of information and communications using a mobile device. Benjamin et al., US 2003/0073406 A1, describes multi-sensor fusion. Portman et al., US 2002/0160766 A1, describes location-based services. Mashimo, US 2002/0138325 A1, describes an event invitation method and system. Tanaka et al., US 2002/0123934 A1, describes a method and apparatus for location-sensitive, subsidized cell phone billing. Diacakis, US 2002/0120774 A1, describes a method of sending a communication from a first terminal to a second terminal via a host. Diacakis, US 2002/0116461 A1, describes a presence and availability management system. Abbott et al., US 2002/0087525 A1, describes soliciting information based on a computer user's context. Chan et al., US 2002/0068585 A1, describes an intelligent mobile information system. Obradovich et al., US 2002/0013815 A1, describes a technique for effective organization and communication of information. Green et al., US 2001/0051973 A1, describes a system, method and computer program product for a locator service. Abbott et al., US 2001/0043232 A1, describes thematic response to a computer user's context, such as by a wearable personal computer. Koopersmith, US 2001/0042002 A1, describes a method and system for communicating targeted information. An article in Red Herring Magazine, "LBS Startups to Watch: A slew of location-based services startups are hoping to make serendipity a little more regular," Oct. 17, 2005 Print Issue, online at: <http://www.redherring.com/Article.aspx?a=14210&hed=LBS+Startups+to+Watch>, describes companies developing mobile social software.

This application claims priority to application Ser. No. 11/307,262, filed on Jan. 30, 2006, and provisional application Ser. No. 60/823,573, filed Aug. 25, 2006, which are incorporated herein by reference in their entirety.

SUMMARY OF THE INVENTION

The subject invention provides a system for providing a service to venues where people aggregate. The service involves information concerning the traits, behaviors or demographics of people who attend said venues. Such information is of interest to the venues and to members, where the members are associated with an organization, such as Hoozware, for processing and transmitting information to the venues and the members. The venues have characteristics or promotional material of interest to the members. The system includes at least mobile communication devices of members; and a data processor having data comprising demographics of people. The data processor can be a computer server and typically includes at least a microprocessor and computer memory and either has or has access to a database of information. The data processor transmits member-intended information to mobile communication devices of members, where the member-intended information comprises at least a portion of the demographics of the people at said venues. In addition, the data processor can also include trait and behavior information of members, location information received from the mobile communication devices and characteristic information concerning the venues. The mobile communication devices may comprise global positioning system (GPS) capability to provide location information. The data processor can process the information present in the data processor and provide venue-intended information that may include trait information, behavior information, and demographics of the members or people; and/or member-intended information

5

that may include in addition to the other information indicated above, characteristic information and promotional information. The data processor can also serve to receive information from the venues, such as characteristic and promotional information, and in addition to the location information received from the members, characteristic information. The data processor can also serve as an intermediary between members.

Typically the system data processor stores information concerning traits and behaviors of the members, venue characteristics, and other information, in a database. A computer program running on the data processor can use the location and trait information of members to determine the demographics of members, including the number of members, at the venues, and optionally estimate the demographics of attendees (i.e., including non-members) at the venues. The computer program may also determine the demographics of members, and estimate the demographics of people, in the vicinity of the venues. The computer program may also predict, based on the number of members using the system, how many people may soon arrive to a venue.

The system is also capable of providing a service to sponsors, where venues and sponsors are collectively referred to here as "promoters." The data processor can receive promotional material from promoters wanting the attention of members and, optionally using instructions from such promoters, can forward the promotional material to members of the system. Such instructions may comprise directions for how a particular promotion should be directed to members of a desired demographic group, a member possessing a desired trait or a member exhibiting a desired behavior.

The system of the subject invention applies generally to any venue where people assemble, such as night clubs, restaurants, bars, etc., i.e., places associated with groups of people who typically don't know each other and are interested in an enjoyable experience that may be associated with entertainment. To clarify how the subject invention may be practiced, the description below will primarily focus on an embodiment where the venue is a nightclub.

The system of the subject invention is referred to here as the "HoozwareSM" system, a play on the phrase, "Who's where?" "HoozwareSM", "Hoozware?SM", "H?SM" and "Hoozware . . . so you know who's where.SM" are all service marks of Hoozware, Inc. The Hoozware system is a service which helps nightclub managers target advertisements to specific desired clientele who are members of the Hoozware system. Members of the Hoozware system in turn are encouraged to use the Hoozware system in order to receive rewards, including: financial rewards from operators of the Hoozware system, rewards such as promotions from nightclubs and receiving information regarding the characteristics of the nightclubs, where much of the information comes in real time from other members of the Hoozware system who are attending, or recently attended, the nightclubs. The Hoozware system helps the nightclub managers efficiently and effectively determine which members fit the profile of clientele they seek to entice to their nightclub at a particular moment in time. The Hoozware system also helps its members efficiently use their time to determine which nightclub has the atmosphere, music, crowd, etc., they desire at a particular moment in time. Hotels could provide their hotel guests with a "guest" membership to the Hoozware system to use while they're staying at the hotel to aid their guests in efficiently using their time to find a local hot spot to hang out at after they've finished with their business for the day.

Members can be incentivized to check in using their mobile phone. An example incentive is to participate in a game,

6

including a game of chance. The game may be against a computer, including a program running on the mobile phone or the Hoozware server. The game may also be against other people, including other members. In one example, after checking in, a simulated roulette wheel can be presented on the phone display, where the member may press a key to initiate the spin and determine whether s/he receives a prize, e.g. a 2-for-1 drink or even a free drink. Another exemplary game is a "shell game" game of chance where there are four shells, or even four drink shakers, displayed. The member selects one of the shakers which causes it, or up to all the shakers, to be raised on the display showing what is virtually beneath them. If beneath the selected shaker is a full drink glass, the member wins. Underneath "non-winning shakers" typically an empty glass is displayed. By limiting the time in which the prize can be redeemed by the member at the club ensures that the member is checked in at the club prior to playing the game.

The Hoozware system helps a venue find answers to the following questions and contact relevant members with promotional material: (1) Who is currently at other competing venues; (2) who is in the vicinity; (3) who is out now who was previously at their venue; (4) who has not already been to their venue; (5) who likes the type of entertainment, including type of music, that their venue is offering; and the like.

The Hoozware system relies largely on Hoozware system members for automatically and voluntarily providing data which are compiled by the Hoozware system and used by the nightclubs to attract desired clientele, and used by other Hoozware system members to determine desirable nightclub destinations. Members "opt in" to the Hoozware system by loading Hoozware system software onto their GPS-capable mobile telephone (sometimes simply referred to here as their "GPS mobile phone"). In brief, the Hoozware system tracks the position of its members and compiles statistics about the members that are attending each nightclub and makes the statistics available to the nightclub managers and to other members.

Data provided by members of the Hoozware system are sent wirelessly by the member's mobile phones to a Hoozware system server computer. When a member opts into the Hoozware system they typically must agree to allow the Hoozware system software on their GPS mobile phone to persistently provide to the Hoozware system server the GPS position of their mobile phone, which position is also assumed to be the position of the member. The Hoozware system server runs a computer program with a computer algorithm which compares each member's updated variable position to the known fixed position of each nightclub. The computer program may classify a member as: a nightclub candidate, in proximity to a nightclub, on the way to a nightclub, at a nightclub, etc. Such classification may be used by nightclub managers to determine which targeted advertisement to send to the member. Such advertisements are sent by the nightclub manager to the Hoozware system which then directs the advertisement message to the desired member's mobile phone.

A member might be classified by their GPS location (such as if they're in a particular neighborhood or restaurant), proximity to other members, the day of the week and time of night, as well as their previous nightclub history or previous pre-nightclub activity, to be a "nightclub candidate." By using the GPS location information of a member to track their particular route or trajectory, a member might be classified as "on the way to a nightclub." By using the GPS location information of a member to track their trajectory to a nightclub and then observing that the GPS signal disappeared while the mem-

ber's GPS mobile phone is still turned on, the member might be classified as "at a nightclub."

When a Hoozware system member opts in, typically the Hoozware system application on their GPS mobile phone persistently submits the Hoozware system member's position to the Hoozware system server for behavior analysis and comparison with nightclub locations. Alternately, a member might allow their position information only to be sent to the server at specific times. However, typically, a member is only permitted to inquire about nightclubs and other members during the time where their own information is provided to the Hoozware system server, thus encouraging members to make their own information known as much as possible. For instance, for privacy reasons, a member might restrict that their position information only be provided to the Hoozware system server on Thursdays, Fridays and Saturdays from 9:00 p.m. to 3:00 a.m. the following morning. In this case, the member would only be allowed to inquire and access statistics of other Hoozware system members and nightclub characteristics during that same timeframe to see where the hot nightclubs are located. In another scenario, a member might restrict their position information to be updated Tuesdays through Saturdays between the hours of 3:00 p.m. to 3:00 a.m. In this case, the member would be allowed to inquire and access statistics of other Hoozware system members and nightclubs (or bars) to additionally know which venues are the hot happy hour locations. In another scenario, a member's position information may be sent to the Hoozware system server for a period of time after they have done a nightclub search.

Nightclubs may place general or highly targeted advertisements with the Hoozware system to be forwarded to members of the Hoozware system, either asynchronously, or at strategic times, such as when the Hoozware system member is requesting information on other Hoozware system members or a nightclub, or the Hoozware system otherwise determines that the member is a "nightclub candidate." Members typically receive such ads visually and/or aurally on their mobile phone, but members may also receive such ads via email to their home computer, postal mail to their physical address, or any other way people receive advertisements. For instance, the Hoozware system may inform one or more nightclubs that the Hoozware system has classified a member as a "nightclub candidate." A nightclub that the Hoozware system informs of the candidate may request that the Hoozware system forward an advertisement to the Hoozware system member, with an "offer number," such that if the member arrives at their nightclub by a particular time and presents the offer number they will receive a reward, such as a discounted cover charge or drink special, etc. Thus, a nightclub can place real-time, highly targeted and focused ads with the Hoozware system, which ads may, for example, be based on whether or not the nightclub is behind its attendance or drink revenue quota at a particular time. The Hoozware system may also allow a nightclub to post and advertise the nightclub's website, phone number or other marketing information provided by the nightclub.

The Hoozware system may also provide statistics on the Hoozware system members to taxicab companies and to other organizations interested in knowing the temporal movement patterns of the Hoozware system members. In this way, taxis might adjust where to sit at particular times on particular nights according to the crowds on hand. Hoozware system members detected as leaving a nightclub may be queried, through the Hoozware system, whether they need a taxi. If so,

the Hoozware system may find a taxi for them and receive a financial benefit from either the taxi service or the member as a service fee.

Hoozware system members may elect to be notified when their desired crowd demographics or nightclub characteristics, including atmosphere, band, etc., for one or more nightclubs change. For instance, if the percentage of single women at a first nightclub that a male Hoozware system member is attending drops below 40%, while the percentage at a second nightclub in the area moves above 60%, the Hoozware system may send the male member a text message (or any other effective notification) alerting him to that fact. The Hoozware system may also inform the second nightclub of the male member's desired characteristics and suggest that the second nightclub send the male member a special offer through the Hoozware system to entice him to switch nightclubs. For example, the second nightclub may then send him a targeted message asking him if he'd like a taxi, a reduced cover charge and drink special to switch from the first nightclub to the second nightclub. The Hoozware system may also inform the first nightclub of the male member's desired characteristics and suggest that the first nightclub send the male member a special offer through the Hoozware system to entice him to stay. Accordingly, the Hoozware system may include features for nightclubs to, in effect, set up bidding wars for clientele. For example, a nightclub that a Hoozware system member is not attending may be encouraged to send a special offer to the Hoozware system member to lure him or her away. Similarly, the nightclub that the Hoozware system member is presently at may be encouraged to offer the Hoozware system member specials, such as drink discounts, to encourage him or her to stay at their nightclub.

Dictionary.com defines "demographic" as "of or relating to demography; 'demographic surveys' n: a statistic characterizing human populations (or segments of human populations broken down by age or sex or income etc.)."

Thus, the Hoozware system presents useful summary numbers in useful categories to its members. Rather than merely listing people present at a venue along with all their traits and requiring a receiving member to digest the data, the Hoozware system processes the traits of those people present at a venue and presents a summary of the information which may include desired category statistics, i.e., demographics. For example, rather than just providing the following data for members present at a venue: Bill, male, 25; Amy, female, 31; Jill, female, 29; the Hoozware system may provide the following data: 3 members present; 66% female/33% male; 66% of members in age range 25-29; 50% of females in age range 25-29.

The Hoozware system may allow a particular member to register with the Hoozware system or with a particular nightclub as a "preferred customer." For instance, a heavy drinker, or beautiful woman, may be registered as a preferred customer by a nightclub. Such registration allows the nightclub to be alerted when the preferred customer is nearby and so the nightclub may send them a special targeted incentive, via the Hoozware system, to encourage the preferred customer to come to their nightclub.

Much has been described thus far regarding the services that the Hoozware system can provide to a venue, such as a nightclub. However, the Hoozware system can provide more value to a nightclub as the member base and amount and quality of data provided by the members of the Hoozware system increase. Thus, the Hoozware system may provide reward incentives to encourage people with GPS mobile phones to: opt into the Hoozware system, make their location known to the Hoozware system server for as long as possible,

provide their personal data, post useful information regarding nightclubs they are attending or recently attended, etc. Exemplary reward incentives which may be provided to Hoozware system members are described below.

Hoozware system members may be rewarded, financially or otherwise, for contributing information. For instance, Hoozware system members may be rewarded more if they permit their GPS mobile phone to update their position more time throughout the week. Other rewardable contributions may include: confirming that they've entered a particular nightclub; posting their personal data; frequency of use of the Hoozware system; posting of comments, photos, movie/video clips, audio clips, voicemails, emails, and the like from the nightclub, etc. Hoozware system members may receive more rewards based on the quality of their postings, according to amount of use or ratings as determined by inquiring Hoozware system members, or as determined by other means. Rewards may include sharing of Hoozware system financial profits. In this way, the Hoozware system is a co-op, where the most loyal, contributing members receive the most rewards. Other rewards may include incentives offered by the nightclubs, discounted phone bills, airline miles, store credits, drink specials, cover charge specials, Hoozware system honors, and the like.

As mentioned previously, the Hoozware system tracks the position of its members and compiles statistics and demographic information about the members that are attending nightclubs. The Hoozware system makes certain information and statistics about the members available, either directly or indirectly, to the nightclubs, in addition to other Hoozware system members. For example, using the GPS location of its members, the Hoozware system computer program running on the Hoozware system server determines whether or not to classify a member as attending one of the nightclubs at a point in time. Other Hoozware system members may then receive information informing them of the number of members in attendance at each nightclub (i.e., the minimum number of people there) and even an estimate of the total number of people in attendance, which additionally accounts for non-Hoozware system members.

Hoozware system members can use the Hoozware system to determine before going out for the evening, or even while in attendance at one nightclub, which other nightclub has a "desirable crowd." At minimum, an "inquiring member" can receive from the Hoozware system the number of people known to be in attendance at each nightclub. Typically, if the inquiring member has provided their own demographic information they can also receive a compilation of similar demographic information of the crowd at each nightclub. Under certain circumstances, a member may also be allowed to "drill down" and review more detailed information related to the personal profile of a particular Hoozware system member, where the personal profile includes personal data.

Members using the Hoozware system to help them determine which nightclub to attend may receive characteristics about the nightclubs, as well as, information about the crowds in attendance at the nightclubs, including crowd sizes, other demographics, attendee photos, and the like. Hoozware system members may also use their mobile phone, PDA, home computer, etc., to post their own comments about a club they're attending or attended recently. Hoozware system members may also post geotagged data for a nightclub (that is, data associated with the geographical location of a particular nightclub), including photos, movie/video clips from the nightclub, sound clips (e.g., of the DJ, band, sound system, etc.), and the like, which helps other members to get a better

sense of the nightclub atmosphere, the type of music being played, the type of clientele in attendance, the lighting, and the like.

Members may inquire and receive information about the nightclubs in textual form, graphical form, auditory form, or a combination. In one embodiment, a Hoozware system member launches the Hoozware system application on their GPS mobile phone. They may narrow the nightclub search space by selecting a desired city, with an optional search radius. Alternately, they could narrow a nightclub search space by defining a geographical search space using landmarks, such as streets, bridges, rivers, buildings, county lines, state lines, other geotagged objects and the like, or distances from such landmarks. Hoozware system members may direct their nightclub search by listing in decreasing order of preference, or listing with weighting factors, what they feel most important to them when searching for a desired nightclub at that time. For instance, as the most preferred search criterion, a member might request a nightclub with the most people; as a second preferred search criterion a member might request the highest ratio of single heterosexual women to men; as a third preferred search criterion a member might request the average age to be 25-29; as a fourth preferred search criterion a member might request a live band; and as a fifth preferred search criterion a member might want the club to be within a five mile radius of where he or she is having dinner

The computer program with computer algorithm running on the Hoozware system server digests data about each nightclub, including data provided by other Hoozware system members, data provided by the nightclub itself (such as whether they have a live band), and data available from other sources, and ranks the nightclubs in the member's selected search space based on the preferential criteria defined by the member (such as provided by the example in the previous paragraph). In one embodiment, if a Hoozware system inquiring member specified a particular city as the desired search space, a graphical map appears on the inquiring member's GPS mobile phone display with icons located on the map representing nightclubs. The nightclub scoring the highest rank by the Hoozware system server may be displayed with a red color (i.e., "hot!"); the next highest rank may be displayed in a color closer to orange; etc.; with the lowest ranking nightclub being displayed with a blue color (i.e., "cold."). The map may be zoomed and scrolled to provide more detailed information about a particular nightclub. As an alternative to, or in combination with the map-based display, a text-based list of nightclubs with score ranking may be displayed. A particular nightclub may also be specifically selected by the inquiring member in order to receive more details about that nightclub. An example of specific details that an inquiring Hoozware system member might receive is: (1) 347 Hoozware system members; 412 total estimated attendees; (2) 63% single heterosexual women; (3) 28 years average age; (4) 80's cover band started at 10:00 p.m. and (5) 3.7 miles away; approximately 10 minutes by taxi.

The total number of attendees may be determined by a variety of estimation methods. By estimation, it is intended that from a known measurement, a calculated value is obtained based on an algorithm. For instance, if previously the total number of attendees at a nightclub was counted by the nightclub, or by another organization, and compared with the number of Hoozware system members at that nightclub to establish a ratio (total attendees/number of members), then that same ratio could be applied to (multiplied by) the number of Hoozware system members on another night to estimate the total number of nightclub attendees. This same technique

could similarly be applied to estimate other totals for a nightclub, such as the total number of single women, the ratio of women to men, etc.

Hoozware system members may define different desirable “mood” profiles, where depending on the member’s mood, they may specify different nightclub rankings. For instance, a male Hoozware system member might define his default mood as “Meeting women,” which specifies the most preferred search criterion as “The largest percentage of single females,” and a second preferred search criterion as “Hip hop DJ.” The member might define a second mood profile as “Hanging with the boys,” with the most preferred search criterion as “Drink specials,” and the second preferred search criterion as “Pool table.”

The computer algorithm that ranks the nightclubs for each member may employ search and ranking algorithms, such as provided by companies like Google, Yahoo!, Microsoft, Ask Jeeves, and the like. The computer algorithm may also employ classification algorithms, including but not limited to statistical classification techniques (including Bayesian Decision Theory, etc.), vector quantizers, neural network algorithms, other Computer Science search and ranking algorithms, and the like.

Typical inputs to the computer algorithm include data such as: member traits, nightclub demographics and nightclub characteristics. Member traits are personal features, beliefs, lifestyles, etc. of a member that are typically either inherited or chosen by the member. Member traits typically comprise: age, sex, sexual orientation and preference, education, race, religion, smoker/non-smoker, marital status (e.g., single/married/committed/divorced), parental status, financial status, occupation, home zip code, political affiliation, pictures, both direct and anonymous contact information, friend status, group status, as well as other online dating categories including physical attributes (e.g., height, weight, eye color, hair color, balding, body type, etc.), etc.

Nightclub demographics comprise statistics of the member population at a nightclub. The nightclub demographics typically comprise: the number of members in attendance at a nightclub, the number of members plus estimated non-members in attendance, as well as, statistics of the trait categories of the members, where the statistics may include the number and percentage of members possessing a particular trait.

Nightclub characteristics are features, rules, etc. that an attendee may find important, attractive or objectionable about a nightclub, other than aspects directly attributable to the other clientele in attendance. Nightclub characteristics typically comprise: location, type of music (e.g., radio, CD, DJ, band, etc.), genre of music (e.g., rock, classical, country, jazz, easy listening, 70’s, 80’s, 90’s, etc.), atmosphere (subjective coolness, romantic/not romantic, lighted/dark, clear/smoky/hazy, loud/quiet, cold/hot, cramped/open, etc.), cover charge/no cover charge, attire (e.g., casual, business casual, formal, etc.), expensive/cheap, drinks/food available, drink specials, pool table, dancing/no dancing, coat check, closing time, website, member-supplied postings (e.g., text ratings and comments/photos/audio clips/video clips, estimated number of attendees, estimated age range, estimated ratio of women to men), etc.

The data input to the computer algorithm may include weighting factors. The weighting factors may be set by the member to indicate the relative importance of a portion of the data. The weighting factors may also be set automatically, for example, based on how old the member postings are.

To assist nightclubs to efficiently target members to whom to send their promotional material, the Hoozware system server (a.k.a., data processor, computer) tracks member

behaviors. Member behaviors typically comprise: prior types of accepted promotions, spending habits, drinking habits, venue attendance habits (e.g., the venue the member is at now, venues the member frequents), temporal habits, parking habits (e.g., where the member parks before going to a venue), walking habits (e.g., the path the member takes in going to a venue), where the member eats before going to a venue, types of products the member buys, number of rewards points, particular venue or Hoozware premier status, Hoozware member usage frequency, etc.

To help a member classify their various inclinations, the Hoozware system allows members to define “moods” or select previously defined moods. Typical mood categories comprise: prowling, ladies/guys night, rowdy, quiet, dance, drink, pool, chat, live music, comedy, happy hour, sports, drag, etc. Members typically define their moods by logging into the Hoozware system server from their home computer; although, some mood functionality may be accessed using their mobile phone. When defining a mood, a member typically selects nightclub attendee demographics and traits and nightclub characteristics, typically using a set of drop-down boxes, radio buttons, and the like. Additionally, the member may use drop-down boxes or fill-in boxes to enter weighting factors for each of the selected demographics, traits and characteristics. If no weighting factors are entered, the Hoozware system server typically uses default weightings, such as equal weighting, for each demographic, trait and characteristic. For instance, a male member may define his “prowl” mood to include and highly weight the demographic categories covering the number of non-committed women between the ages of 25 and 35. His prowling mood may also assign a lower weighting to dancing as a nightclub characteristic. A woman member might define her “chat” mood to include and equally weight a demographic preference for few men and characteristics of quiet country music, no cover and cheap drinks.

When a nightclub (or in general, a “promoter,” which is used here to include “venues” and “sponsors”) wants to send promotional material to a member, the nightclub may access the Hoozware system server (typically by logging into the Hoozware website from an office computer) and specify which promotional material they would like to be sent to a subset of members which is associated with one or more desired demographics or which exhibits a desired behavior.

When a member is trying to decide which nightclub (or in general, which venue) to attend, they may access the Hoozware system server, typically using their mobile phone. A member may communicate with the Hoozware system server using a WAP or other mobile browser, SMS (short message service) or MMS (multimedia messaging service), emailing, running a custom Hoozware application on their mobile phone (which may include JAVA, or be written for or using BREW, Symbian, RIM, Microsoft, Windows CE, Palm, EPOC, FLEXOS, OS/9, JavaOS, etc.), and the like. When the Hoozware system server receives a member request for a list of nightclubs that best match the member’s selected “mood,” the server performs the search calculation and returns the nightclub list, along with detailed nightclub demographics and characteristic information for the member to view. Typically, along with the ordered nightclub list, the Hoozware system server will also return relevant nightclub or sponsor promotional material to the member.

Present GPS technology used in mobile phones requires line-of-sight communication with multiple satellites. Accordingly, when a Hoozware system member enters a nightclub typically their GPS signal will be lost. When a Hoozware system member’s GPS signal disappears, the computer algorithm of the Hoozware system server decides what happened

13

to the Hoozware system member. For example, if the Hoozware system server can no longer communicate with the member's GPS mobile phone, the computer algorithm running on the server might determine that the mobile phone was turned off. If the Hoozware system server can still communicate with the member's GPS mobile phone but the GPS mobile phone can't provide position information, the computer algorithm running on the server might hypothesize that the member has walked inside a building. At that point, the computer algorithm running on the Hoozware system server might extrapolate, or otherwise estimate, using previous position data points in time, as well as any other relevant data available (such as previous history or patterns of behavior), whether the Hoozware system member was walking toward the entrance of a nightclub when the member's GPS position information disappeared such that the member should be classified as being in that nightclub. When the computer algorithm running on the Hoozware system server estimates that a member has entered a particular nightclub, it may send a query to the member asking them if indeed they are in the classified nightclub. The Hoozware system member may respond with Yes or No, may provide an alternate location, or may provide another response. If the computer algorithm running on the Hoozware system server receives an affirmative response from the Hoozware system member, that member is classified as a confirmed attendee at the nightclub. Typically, if no response is received, the computer algorithm running on the Hoozware system server classifies that member as an unconfirmed attendee at the estimated nightclub.

When a Hoozware system member is classified by the computer algorithm running on the Hoozware system server as being at a particular nightclub, if the member takes a picture, records a movie/video clip, records an audio clip, types a text message, types an email, records a voicemail, and the like with their GPS mobile phone, the Hoozware system application on their mobile phone may insert a prompt requesting that they post that geotagged information to the Hoozware system server; thus making it very easy and convenient for Hoozware system members in attendance at a nightclub to provide real-time geotagged information about the nightclub for other Hoozware system members to receive.

The Hoozware system may also offer social networking and dating services to its members. For instance, Hoozware system software may allow members to enter personal data about themselves into their own personal profile, including but not limited to attributes commonly included in dating service surveys, such as the member's sex, age, physical attributes, interests, etc., and also similar types of personal data about what they would like to see in people they would like to meet at a nightclub. Typically, the Hoozware system requires a member to enter their own personal data first in order to be allowed to receive similar types of data about other Hoozware system members. For example, if a member entered that he was a male, between 25 and 29 years of age, and included a picture, then when that member was determined by the Hoozware system using the member's GPS position to be at a particular nightclub, the member's data would be compiled into the statistics of all members classified as attending that nightclub. Such compiled statistical data would be receivable by other members who also provided their sex, age and picture. If a member only provided a subset of personal data (such as their age) they typically would only be allowed to receive a similar subset of compiled statistical data of the members (such as the ages) in attendance at the nightclub.

If a member specified in their personal profile that they would like to be contacted by other Hoozware system mem-

14

bers, they can specify under what circumstances and how they would prefer to be contacted, including by voice on their mobile phone, text message on their mobile phone, voice-mail, email, physical mail, etc., either directly or anonymously via the Hoozware system server. If they request anonymous contact, then an inquiring member would use the preferred method of contact; however, the content of the contact attempt would first go to the Hoozware system server. The member to be contacted is then sent the content of the contact attempt from the inquiring member without revealing the direct contact information of either member to the other. Typically included in the content anonymously sent from one member to the other is a capability for allowing each member to mutually share one or more elements of their direct contact information with the other. For example, if a first member elects to mutually share their mobile phone number, the second member is informed of that election in content anonymously provided to the second member. Until the second member also elects to mutually share their mobile phone number, neither party will be allowed to view the mobile phone number of the other. Of course, the first member may include their mobile phone number, or other direct contact information, directly in the content anonymously sent to the second member, or vice versa. A member may specify that only Hoozware system members at the nightclub they're at be allowed to contact them; or alternatively, a member may specify that prospective attendees may be allowed to contact them. The Hoozware system may charge a service fee for Hoozware system members to gain access to another Hoozware system member's personal profile or information related thereto, assuming that the profile or information was specified by the member to be accessible. The Hoozware system may also work with, provide information to, or receive information from, other online or mobile dating services, and receive financial benefits or other benefits therefor.

The following description details one embodiment of the subject invention.

1. Introduction

The Hoozware system consists of server and mobile device components that work together to implement mobile-centric venue information and marketing services. The system leverages member-driven content, including location-based commentary and demographics, to promote community amongst members and to provide marketing opportunities for venues and sponsors. Targeted venues include night clubs, sports bars and music scenes where people aggregate for entertainment and socializing.

2. Feature Summary

The system is used by tracked members, registered venues, registered sponsors, and system administrators. Members carry mobile devices which enable location tracking by the system, provide access to demographic and other information relevant to their decisions on which venues to visit, and facilitate interaction with other members. Venues and sponsors access the system via the desktop (rather than mobile device) in order to query demographics, setup marketing campaigns, and monitor campaign results. Venues may also publish entertainment schedules and other information that members access from their mobile devices. Venues and sponsors are both promoters, such that referring to a promoter can mean either a venue or a sponsor that is interested in providing a promotion to a member.

3. Members

Members use the system to access venue information and to participate in an incentive rewards program.

3.1. Venue Information

Information includes venue descriptions, member commentary, and population data. Venue descriptions are supplied by venues (or acquired from a third party database), and may include music schedules and other events. Member commentary may include ratings, reviews, and current blogs, possibly with multimedia content. Population data may include current demographics and lists of members present.

3.2. Rewards Program

The incentive rewards program allows members to accumulate points for various actions and to exchange these points for discounted products and services from sponsors. Reward items may include drinks and cover charges at clubs, meals at restaurants, limousine services, hotel stays, sports merchandise, music downloads, electronics, event tickets, airline tickets, cash, shopping discounts at department stores or other retailers, etc.

A member may receive reward points for purchases at a venue or from a sponsor, whether or not the purchases are in response to a venue or sponsor promotion. While the six purchase scenarios below refer to purchases at venues, the same scenarios apply to purchases from sponsors.

To receive points in a first scenario that doesn't require any cooperation from venues a member may keep purchase receipts, enter them on the Hoozware website to generate a receipt-submission form (typically which includes an associated receipt-submission ID), printout the receipt-submission form and mail it, along with the receipts, to a Hoozware mailbox.

In a second scenario that does require cooperation from the venues, immediately after a purchase a member enters the amount of the purchase into the Hoozware application running on their mobile phone and then hands their mobile phone to the cashier who then reviews the purchase amount, and if correct, enters their unique cashier password into the member's mobile phone and presses the SEND button. The amount of the purchase and the cashier's identity is sent to the Hoozware system and optionally also sent to the venue for the venue's records.

In a third scenario that also requires cooperation of the venue, at the time of purchase the member gives the cashier the member's unique rewards ID number. The venue then associates the member's rewards ID with the purchase amount and provides the information to the Hoozware system. The member may provide their rewards ID number by any convenient method, including entering the number into a data terminal, providing a rewards card or transmitting the rewards number via a phone.

In a fourth scenario, the member's rewards ID number and payment information, such as credit card number or debit card number, may both be transmitted by the member's mobile phone, such as by wireless transmission.

In a fifth scenario, the member uses their mobile phone to call a venue-rewards-credit telephone number. The Hoozware application communicates the members name and minimum amount of the credit card number or debit card number information in order for the venue to associate charges made at the venue with the member and report the information about the products purchased by the member to the Hoozware system.

In a sixth scenario, when a purchase is made using the member's credit card or debit card, the associated credit card company or bank sends confirmation to the member's mobile phone. The Hoozware mobile application captures the con-

firmation and submits item(s) purchased, venue, time, purchase amount(s) and other important information to the Hoozware system server which records the information and updates member behaviors, rewards points and statuses (such as elite status) with the venues and sponsors that the purchases relate to. Alternately, the credit card company or bank may send confirmation to a separate website, the member's home computer, the Hoozware system server, and the like, from where the member then requests rewards credit for the purchases.

3.3. Accounts

To establish accounts, new members supply the following information:

username, password, first name, last name, email, mobile number

Usernames must be unique to individuals in the system. These data are used for account access, maintenance, and communication. They are not disclosed to third parties.

Reward points are given for successful registration. Additional reward points are given when other members are referred.

3.4. Profiles

Members describe themselves by submitting personal profiles consisting of demographic and personal fields. The system also records member behavior statistics in behavior fields.

Demographic fields list member traits that can be statistically combined to provide demographics information for anonymous population tracking and targeted marketing. These fields are:

general: birthday, gender, education, occupation, marital status, parental status, home zip code, political affiliation, salary range
sports: leagues, teams/players
music: genres, performers
tags: other member input, such as interests

Any presentation of demographic information to venues, sponsors, or other members are not identifiable with specific individuals.

Personal fields are used for social networking and commentary attribution, and do identify specific individuals. These fields are:

nickname, personal statement, photo

Nicknames must be unique to individuals in the system and should be different from usernames. Personal statements are textual introductions by the members. Default photos may be system-supplied defaults if not replaced by the members.

Behavior field records prior types of accepted promotions, spending habits, drinking habits, attendance habits, temporal habits, parking and walking habits, etc.

3.5. Groups

Members may organize themselves into groups to facilitate common personal visibility and messaging. A group consists of:

groupname, leader (nickname), member list (nicknames)

Groupnames must be unique to groups in the system. Each group has a leader who is responsible for creating and maintaining the list of its members. Additions to the list require consent of both the member and the leader. Deletions from the list may be issued by either.

If group filtering is enabled, personal fields of a member's profile are visible to other members only if they belong to a common group. Members may belong to more than one group simultaneously.

A member may request that they be invisible to a specific member while being visible to other members.

3.6. Tracking

During certain periods, member locations may be tracked so that their presence at or near venues is known to the system. The system may consolidate and present real-time, anonymous, venue demographic data to other members. The system may also, subject to personal visibility control, display a list of which members are present at each venue using their personal fields.

Members must select a default tracking window from the following:

Happy Hour Hoozware	Wednesday-Friday 3pm-8pm.
Night Flight Hoozware	Thursday-Saturday 8pm-3am.
Super Party Hoozware	Combination of Happy Hour and Night Flight windows.
Ultimate Party Hoozware	Continuous window.

There may also be special sports windows, for instance, to allow members to search venues to watch playoff games at times that don't fall into one of the other tracking windows.

Tracking is automatically turned on at the beginning of a member's window and turned off at the end of a member's window. If a member accesses the system for real-time demographics outside of their default window, then the shortest enclosing window is automatically applied to their tracking schedule for that day. For example, if a member whose default window is Night Flight checks current demographics on Friday at 4 pm, then they are automatically subscribed to Happy Hour tracking until 8 pm (for that day only), at which time their Night Flight default continues to track until 3 am.

Reward points are given based on the number of hours a member is tracked.

3.7. Commentary

Members are encouraged to contribute comments on venues. These take the form of ratings, reviews, and blogs. Ratings and reviews are overall impressions of the venue. Blogs are typically shorter posts with more immediate value, e.g., tonight's scene rocks. Multimedia content may be included as well.

Reward points are given based on the number and quality of a member's comments. Quality is measured by usefulness as deemed by other members.

3.8. Privacy

These policies shall be observed to respect member privacy while offering relevant information to users of the system.

3.8.1. Tracking Control

Powering off a mobile device prevents tracking, but only until the device is powered on again. However, an interface shall be provided to allow a member to disable tracking in software and have this be effective until 3 am the next day (remainder of the daily cycle) or for a specified multi-day period (vacation stop). The interface also allows the member to reverse this selection.

3.8.2. Personal Visibility Control

Members may choose the exposure level for their personal fields. Personal visibility may be set to: seen by all (no group filtering), seen only by groups (apply group filtering), or seen by none (hide). If someone is being tracked but does not appear on a list of members present at a venue, they are either not present or just personally invisible to the viewer; these possibilities are indistinguishable to the viewer.

3.8.3. Status

Indicators are provided to members so they may easily determine their tracking status (on/off) and personal visibility status (all, groups, none) at any time.

3.8.4. Protection

Member behavior is not observable beyond intended members of the system. To protect against sniffer attacks, member tracking packets are encrypted.

Demographic data are not easily identifiable with specific individuals. To protect against geographic/demographic inference methods, demographic data may be obscured for venue population counts below a threshold.

Member lists are not provided for locations other than venues.

3.8.5. History

Exact trajectory histories of tracked members are not retained by the system, but some statistics may be accumulated.

3.9. User Interface

Members access the system from both the desktop and their mobile device. Functionality is organized into the following sections which correspond roughly to screens or pages:

- Setup/Maintenance:
 - Open/close account (desktop-only)
 - Update profile information (desktop-only)
 - Update tracking window
 - Update/manage groups
- Privacy Control:
 - Update tracking
 - Update personal visibility
- Venue Search:
 - Edit "moods" and search types (i.e., ranking criteria)
 - closest location to current location
 - most offers available
 - most members present
 - most M members present
 - most F members present
 - highest rating from other members
 - best match to custom demographic
 - One-time search (mobile-only)
 - Continuous search; optionally alert when rank changes (mobile-only)
 - List/map of search results (mobile-only)
 - Select a venue to view
 - Venue View:
 - Venue description
 - Commentary—read, grade, add new
 - Current demographics (mobile-only)
 - Current members present (mobile-only)
 - Current offers
 - Member Search:
 - Contact list—groups, other people
 - One-time search of member locations (mobile-only)
 - Continuous search; optionally alert when location changes (mobile-only)
 - List/map of search results (mobile-only)
 - Select a member to view
 - Member View.
 - Personal fields
 - Current location (mobile-only)
 - Contributed commentary
 - Offer Search:
 - Reward points available
 - Current offers (rewards/promotions) with different sorting options
 - Select an offer to view
 - Offer View:
 - Description

Use offer; creates barcode and/or number code; deducts points if a reward

Delete offer

4. Guests

Non-members may access the system via their desktop computer as guests; however, they can access only limited features. Guests do not have access to the mobile device interface. Typically, a guest sees the same top-level interfaces as members; however, when attempting to access information limited to members only, the guest is informed that the information they requested is for members only and the system then prompts the guest to register. Typically, guests can see a list of venues and access venue descriptions supplied by the venues. Typically, guests cannot view venue demographics, venue characteristics provided by members or personal profile information. Guests may be permitted to view venue or sponsor promotions, but are unable to redeem such promotions and do not receive rewards.

5. Venues

Venues access the system to update their business description and manage their marketing campaigns.

5.1. Description

Initially, venue descriptions will be generated from available databases, but venues may choose to update/correct their own entries. Descriptions may include basic contact information, hours, charges, event schedules, and statements from the venues.

5.2. Marketing

There are two ways that venues can market to members. First, they may place standard advertisements on the desktop web interface seen by members (and guests). This is implemented using a third-party pay-per-click advertising system such as Google AdSense. Venues setup these campaigns through the third party.

The other, more powerful way, is to market directly to members using system offers (rewards or promotions). Marketing campaigns may be customized according to numerous factors such as demographics, location, time, and VIP status. In a pay-for-performance model, venues would be charged a placement fee only when the offer is used by a member.

5.3. User Interface

Venues access the system from the desktop. Functionality is organized into the following sections:

Setup/Maintenance:

Open/close account

Update description

Marketing:

Campaign summary

Create/delete a campaign

Select a campaign to view

Campaign View:

Offer description

Offer type-reward or promotion

Point level, if reward

Limitations—expiration, count

Target location

Target profile

Target patronage—VIP or all

Target time

Usage statistics

Billing:

Credit card

Monthly statements

Venues may provide venue descriptions that are accessible by both members and guests (non-members). Venues may post advertisements on a Hoozware website. Venues may provide promotions via the Hoozware system to a member of

a demographic or behavioral pattern. Venues may receive and review member demographics and behaviors and select a desired demographic or behavioral pattern to which to send a promotion. Alternatively, the venues may, without receiving and reviewing any information from the Hoozware system, provide instructions to the system regarding to what types of demographics and behavioral patterns they wish to target, and when they would like promotions to be distributed, and let the Hoozware system make the detailed promotional distribution decisions.

Typically, a venue has Hoozware Promoter Application software running on an office computer or mobile phone, or uses a web browser to access Hoozware Promoter Application software running on the Hoozware system server. The venue enters their promotion, selects one or more desired demographics and enters the number of members in that demographic to which the venue wants the promotion sent. The promotion, desired demographic and number-of-members instructions are submitted to the Hoozware system which then directs the venue's promotion to the desired number of members belonging to the demographic.

The promotions may be time critical and thus have a short expiration day and time associated with them. For instance, if a venue desires more attendees now, they may place a promotion through the Hoozware system that expires in 30 minutes or is valid only for the next 50 entrants. Allowing venues to efficiently promote to potential attendees who are known by the position of their mobile phone to already be in the area and based on their demographics and prior behavior to be likely attendee candidates is a major advantage of the Hoozware system.

Members typically receive venue promotions in a Hoozware "promotion mailbox" on their mobile phone. The member may set up the promotion mailbox to provide an indication that there are promotions available, and optionally, how many promotions are available. The indication may be a media signal, such as an audible tone, a visual signal a tactile signal, a combination of signals, etc. Different indications may be configured to indicate promotions of different types, from different venues, and the like. The member may alternately set up the promotion mailbox to do nothing until the member calls a promotion-mailbox phone number to request that all promotions be sent at that time. The promotions may also be accessed from a home or office computer, etc.

Members may use their communication device (e.g., mobile phone or home computer, etc.) to view which promotions are currently being offered to them. Members falling within different demographic groups or exhibiting different behaviors will typically see different promotions offered.

Typically, venues can have promotions (1) sent directly to the mobile phone of one or a group of members and (2) posted on the Hoozware system server where only promotions relevant to a particular member (for instance, based on their demographics and behaviors) will be viewable by that member when they access the Hoozware system server for their promotions.

A venue may offer promotional coupons to a larger number of members than the venue desires to accept. For instance, a venue may send a coupon (via the Hoozware system server) for "no cover charge" to 100 members of a desired demographic group or behavior, but the venue may specify that only the first 10 coupons presented will be accepted. In one embodiment, members may access in real time from their mobile phone or home computer how many coupons will still be accepted at that time. In the case where the promotion requires members to use points for a coupon, a member may be allowed to "reserve" a coupon in advance. Such a reserva-

tion immediately debits the member's rewards points, but assures the member that their coupon will be valid to redeem the promotion when they arrive.

In one embodiment for redeeming a venue's promotion at the venue, the member shows the coupon (which was sent to them on behalf of the venue) displayed on their mobile phone's screen to a venue representative. The coupon has a coupon identifier (ID) associated with it. The display on their mobile phone says to press "OK" to "Validate" the coupon. The venue representative presses OK which causes the Mobile Application to communicate the coupon ID to the Hoozware system server (data processor). The Hoozware system server then sends a "Confirmation Code" to one or more communication devices of the venue's choice. For example, a Confirmation Code may be text messaged to the venue representative's mobile phone informing the venue representative to accept the coupon. Simultaneously, a Confirmation Code may be emailed to the Promoter Application to log the transaction for future reference.

When a member uses their communication device to check in real time how many coupons the venue is still going to accept at that moment, in addition to being presented with the number of coupons remaining, they may be prompted to (1) press "OK" to validate the coupon now or (2) press "1" to reserve the coupon in advance.

Members typically receive reward points for accepting a promotion, attending a venue, spending money at a venue, and the like. Refer to the Rewards Program in Section 3.2 for more information on how member may receive rewards points for purchases at venues.

Venues may track promotion acceptance or spending habits of members at their venue. One way a venue may track member acceptance of the venues' promotion is for the venue to require that the member show the promotion on their mobile phone that was sent to them. The venue may record a promotion identifier (ID) that was sent along with the promotion. The member may also be required to show their personal-field photo on their mobile phone to confirm that they are the intended member.

6. Sponsors

Sponsors may provide promotions via the Hoozware system similarly to a venue. Sponsors access the Hoozware system to manage their marketing campaigns. Their features and interface are similar to that of the venues, except for the areas of venue description and VIP status. See the description above in Section 4 for Venues, and also refer to the Rewards Program in Section 3.2 for more information on how member may receive rewards points for purchases from sponsors.

7. Administrators

Administrators have access to all stored information, including member personal fields. Administrators may send promotions to members based on vendor or sponsor instructions. Such instructions may request that the system send promotions to members based on the members' demographic or behavior, the day and time, etc. Administrators also control the billing, promotion rates, etc.

8. Carrier/Device Support

Most major carriers and mobile devices are supported.

9. Venue Support

The system allows any venue to be listed. Venues may be added in bulk based on business listings/categories acquired from third party databases. For example, the system may add venues appearing in Google Local, CitySearch, SFGate, PubClub, Viator, and the like, as businesses categorized under one or more of the following:

Cocktail Bars & Lounges

Lounges & Bars

Night Clubs

Sports Bars, Lounges, & Restaurants

The following description details a second embodiment of the subject invention.

1. Introduction

The subject Hoozware system consists of server and mobile device components that work together to implement mobile-centric club information and marketing services. The system leverages member-driven content, including location-based commentary and demographics, to promote community amongst members and to provide marketing opportunities for clubs and sponsors. Targeted clubs include night clubs, bars, and music scenes where people aggregate for entertainment and socializing.

The system is used by registered members, clubs, and sponsors, and supervisory access is supported for system administrators. Members carry mobile devices which provide access to demographic and other information on clubs, facilitate interaction with other members, and support other activities such as recording their location. Clubs and sponsors access the system via the desktop (rather than a mobile device) in order to query demographics, setup marketing campaigns, and monitor campaign results. Clubs may also publish entertainment schedules and other information that members can access.

2. Member Features

Members use the system to access club information, meet other members, and to receive offers from clubs and sponsors.

2.1 Club Information

Information includes club descriptions, member reviews, and population data. Club descriptions are typically supplied by clubs, and may include music schedules and other events. Member reviews may include ratings and comments, possibly with multimedia content. Population data may include current demographics and lists of members present.

2.2 Meeting Members

Members may search for other members in the system, and attempt to contact them to arrange meetings at the clubs. Members may be interested in establishing these connections for socializing or "crushing." The system provides communications facilities for requesting meetings, responding to requests, and selectively providing additional information.

2.3 Offers

Members may receive promotional offers from clubs and sponsors (collectively known as marketers) for discounts on products and services. Offers may be targeted according to member profile and behavior.

Example offer items are drinks, food, cover, limousine services, hotel stays, sports merchandise, music downloads, electronics, event tickets, and shopping at department stores or other retailers.

2.4 Privacy

Member location and profile information may be made available to clubs, sponsors, and other members in order to support targeted marketing and member-to-member interaction. Privacy from clubs and sponsors is addressed by making marketing campaigns anonymous (but possibly targeted), except for certain opt-in programs such as VIP designation. Privacy from other members is addressed by allowing visibility control of certain information.

2.4.1 Location Data

Member attendance at clubs is recorded by the system whenever a member performs a check-in. However, the member may dynamically control which other members can access their location information. It is possible for a member

to check-in to a club and, at the same time, keep their location invisible to other members. In this scenario, the member's demographics are still added to that of other attending members for purposes of club crowd characterization, but their identities are blocked from appearing on people searches on that club. Note that any presentation of aggregate demographics for a club should be robust to trivial inference methods that may reveal such a member's presence unintentionally.

2.4.2 Crush Profile

Member profiles contain various information which describes themselves to the system. The information is categorized into demographic, social and crush fields. Demographic fields are used anonymously to characterize the crowd of attendees at a venue. Social fields describe members to other members in order to facilitate member interaction. Crush fields are information that may be particularly relevant for members interested in dating or relationships. Since some members may consider the crush fields to be more sensitive, explicit privacy controls are provided for this portion of the profile.

2.4.3 History

Exact check-in histories of members will not be retained by the system, but some statistics may be accumulated.

3. Member Interface

Members access the system from both the desktop and the mobile device. Functionality is available on both platforms unless indicated otherwise.

3.1 Account

To establish accounts, new members supply the following information:

Username
Password
First Name, Last Name
Email
Cellphone (number, carrier, model)

Usernames must be unique to individuals in the system. These data are used for account access, maintenance, and communication. They are not disclosed to third parties. Cellphone numbers should be validated as part of account setup (e.g. by sending confirmation code in SMS).

Opening, closing, and changing accounts are only available from the desktop.

3.2 Profile

Members describe themselves by submitting profiles consisting of demographic, social and crush fields.

Demographic fields consist of the following:

Required

Gender
Date of Birth (present as age)
ZIPcode (present as distance from other members)
Optional: Other fields presentable in aggregate.
Social fields consist of the following:

Nickname

Optional

Statement

Media (Photo, Video, Audio)

City of residence

Hometown

Interests—general

Interests—music

Interests—movies

Interests—television

Interests—books

Interests—sports

Interests—dance

Interests—politics

Favorite drink

Ask me about

Tell me about

Crush ("C") fields consist of the following:

C Statement

C Media (Photo, Video, Audio)

About my date

Relationship status

Orientation

Body type

Height

Smoking

Drinking

Ethnicity

Religion

Have children

Want children

Income

Homeowner

Occupation

Education

Zodiac

Members also configure their crush profile with filtering, privacy, and participation. Filtering indicates the criteria to apply in order to identify potential crushes (crush matches). Privacy indicates which other members may see their crush fields. Participation indicates whether the member opts-in to the crushing portion of the service. By opting-in, the member enables their crush fields to be visible according to their privacy setup, and allows the system to find crush matches according to their filtering setup.

Entering or updating profile information is generally only available only from the desktop.

Optional: Support upload of profile photo, video, audio from mobile device.

Optional: Add business card fields to profile.

3.3 My Preferences

Members may customize their interaction with the system in various ways. The customizable settings are as follows.

3.3.1 My Clubs

These are member-selected favorite clubs for convenient reference.

3.3.2 My Friends

Friends are individual members that are listed for easy access similar to a phonebook, but requiring consent from both parties. Friend lists are publicly available to other members in order to facilitate networking.

Optional: Add option to hide some or all friends.

3.3.3 My Groups

Groups consist of one or more friends that may be treated together for visibility, messaging, or other purposes.

3.3.4 My Bookmarks

Bookmarks are similar to friends, but do not require consent from both parties and are not publicly available. They are useful for easily referencing individual members prior to acceptance as a friend.

3.3.5 My Blocked

Blocked members are those designated for avoidance. A member's location and crush profile are not visible to a blocked member, and any messages received from blocked members are discarded.

Cellphone numbers may also be blocked. This is useful for preemptively blocking people that may not have accounts yet.

3.3.6 My Filters

Filters are member-defined criteria for selecting other members. Criteria may include numerous factors involving

social or crush fields. For convenience, the system may pre-define one or more common criteria that are useful to many members.

3.3.7 My Moods

Moods are member-defined criteria for ranking clubs. Criteria may include numerous factors such as club characteristics, attendee demographics, distance from starting location, and available offers. For convenience, the system may pre-define one or more common criteria that are useful to many members. Some example moods are:

Closest

Most members, both men and women

Most members, men

Most members, women

Most members that belong to My Friends

Most members that belong to one of My Groups

Most members that pass one of My Filters

Most offers

Highest recommendation by member review

Closest AND Live music AND Most dancing by member review

Darts AND Pool AND Most offers

Each mood which relies on data that may not be available (e.g., member reviews) uses the lowest scores for any missing data.

Optional: Allow weights to be associated with ranking criteria.

3.3.8 My Alerts

Alerts are member-defined notifications based on various triggers. Supported triggers include:

Top Club	Active search has identified a new top club
Review	Club has gotten a member review
Offer	Offer has been received
Check-in	Member has checked-in
Check-out	Member has checked-out
Message	Message has been received
Candidate	System has identified a new member passing a screen

All alerts may be independently configured for:

Status	Enabled or disabled
Timing	Immediate, digest (e.g., every hour)
Channel	Application, text message, email

Some alerts may restrict the set of members considered by further selection of individual, group, bookmarks, blocked, or screen (e.g., filter, crush matches). The candidate alert must select a screen.

Some alerts may restrict the set of clubs considered by further selection of club name, current club, or not the current club.

An alert notification will indicate what was triggered, with a brief description.

A master alert switch suppresses all alerts when off, and defers to the individual alert statuses when on. When master alert is off, the alert configuration page should indicate this override (e.g., by graying out).

3.3.9 My Location Privacy

Location privacy determines which other members see check-in activity. Visibility may be granted by category to the following:

Friends

Crush matches

Current club

Individuals (custom list)

If a member is in My Blocked, any individual visibility rule for that member will be overridden and indicated as such (e.g., by graying out).

A master location switch suppresses location data to everyone when off, and defers to the collection of rules when on. When master location is off, the privacy configuration page should indicate this override (e.g., by graying out).

3.4 Club Activities

Members may perform various activities related to clubs. Features may be limited for unregistered clubs, which have no offers and have minimal descriptive information.

3.4.1 Club Search

Each search is configured as follows:

Consider only	all, registered, My Clubs, by neighborhood
Ranking mood	none, one of My Moods, customized mood

‘Consider only’ indicates which clubs are to be considered. ‘Ranking mood’ indicates the criteria used to sort the search results. If Ranking mood is None, results will be sorted alphabetically. If Ranking mood is Customized mood, it is possible to use one of My Moods as a basis for the customization. Any customized mood may be saved as a new entry to My Moods or discarded.

Search results are presented as an indexed list or, optionally, as a map with the indices plotted. Each club result is given a score based on the ranking criteria. For atomic criteria, the score may be expressed in the relevant units such as distance, rating, or counts of people/offers. For compound criteria, the score may be expressed as a percentage of highest possible score.

Optional: Select ‘checked’, i.e., manual selection of a subset of search results as input into subsequent search.

There is also a club lookup feature which allows finding a club based on name or street.

Clicking on a particular club brings up its details in the club view.

3.4.2 Club View

Club details are organized according to the following categories. Some values, indicated in parentheses, are displayed on the initial view page:

Crowd	Attending members (M, W, age, crush matches)
Reviews	Member reviews (recommendation, number of reviews)
Offers	Offers available (number of offers)
Description	Club description

If the club view was brought up by clicking on a ranked search result, the club view may also include a line indicating the club’s score on the ranking criteria.

On the mobile device, clicking on a category will bring up a separate page that elaborates on that category. On the desktop, some or all of these categories may be simultaneously displayed.

3.4.2.1 Club Detail: Crowd

Visible members in attendance at the club are listed. Each member is summarized with a photo, nickname, gender, and age. Icons may be shown to convey member location and crush profile visibility (forward and reverse), as well as crush matching designation.

Optionally, the listing of visible members may be restricted by selection of individual, group, bookmarks, blocked, crush matching designation, one of My Filters, or by a customized filter. If using a customized filter, it is possible to use one of My Filters as a basis for the customization. Any customized filter may be saved as a new entry to My Filters or discarded. The listing of visible members may also be restricted to those having photos.

Clicking on a listed member brings up the "member view" as a separate page.

The current demographics of the attending members are also available, possibly via an extra button selection. The demographics data are given as follows:

Gender: Men(#,%), Women(#,%)

Age: Typical=#, Spread=+/-#, Min=-#, Max=#

Distance: Typical=#, Spread=+/-#, Min=#, Max=#

Note that distance refers to how many miles away attending members live from the viewing member's residence. Locations are typically assigned as the centroids of profile ZIP-codes.

Optional: Other fields presentable in aggregate.

Optional: Check-in versus survey-based data.

Optional: Show map of residence clusters.

Demographic trends over time may also be displayed in a chart. Each chart is specified by a time period and a demographic:

Time period	Today, or last 7, 30 or 90 days (pick day of week or all)
Demographic	By gender, age, or distance

Member counts segmented by the demographic are then displayed versus time of day for an average day in the time period.

3.4.2.2 Club Detail: Reviews

Reviews of clubs are submitted by members. Each review may have the following sections:

Ratings	Rate the club on these factors -			
	Crowded	1 = empty	2 = so-so	3 = packed
	Age	1 = 20s	2 = 30s	3 = 40s & up;
	Gender Mix	1 = mostly M	2 = even	3 = mostly W
	Dancing	1 = nobody	2 = some	3 = everyone

Comments	Text comments
Photo	Snapshot, possibly with text
Video	Video snippet, possibly with text
Audio	Audio snippet, possibly with text

Optional: Rating for music.

Reviews are displayed based on which review sections are of interest.

If ratings are selected, then the average for each rating (one hour weighting ramp peaking at the most recent rating) is provided, with indication of how many ratings are included. Ratings are displayed anonymously (i.e., without attribution to member). A graphing option may also be provided.

If comments or other media are selected, the relevant reviews are listed and sorted reverse chronologically. For each review, the time stamp is given and the contributing member is identified, possibly characterized by their historical contribution level.

3.4.2.3 Club Detail: Offers

Offers from the club are displayed similarly to the general offers interface described later, but only include those that come from this club.

3.4.2.4 Club Detail: Description

The club description may include the following components:

Contact	Address, phone, fax, website
Summary	Text description
Features	Availability of pool table, darts, tv, etc.
Media	Photo, video, audio
Events	Calendar of events

Directions to the club are also provided. Optionally, a map may be supplied.

3.4.3 Club Actions

For a particular club, members may perform certain actions. These actions are accessible from various interfaces as appropriate:

	Mobile Home Page	Mobile Club View	Desktop Home Page	Desktop Club View
Add to My Clubs	—	X	—	X
Check-in	X	X	—	—
Check-out	X	X	—	—
Post Review	X	X	—	X

3.4.3.1 Add to My Clubs

This adds the club to the member's list of favorites.

3.4.3.2 Check-In

This checks-in the member at a club. As part of the check-in, the member is prompted to submit a review, with the ratings section being mandatory. At registered clubs, check-ins qualify the member for automatic spins for 2-for-1 or free drink specials. A member may check-in again at the same club in order to refresh their presence (typically after two hours).

3.4.3.3 Check-Out

This checks-out the member from the current club. If no explicit check-out is performed, the member is automatically checked-out two hours after their last check-in.

3.4.3.4 Post Review

This enables a member to post a review on a club.

3.5 Member Activities

Member-related activities include searching for members, viewing member pages, and actions related to members such as sending messages.

3.5.1 Member Search

Each search is configured as follows:

Select	all, My Friends, one of My Groups, My Bookmarks, My Blocked, crush matching designation, one of My Filters, customized filter
--------	---

'Select' indicates which set of members to search for. If select is customized filter, it is possible to use one of My Filters as a basis for the customization. Any customized filter may be saved as a new entry to My Filters or discarded. Optionally, selected members may be further restricted to those having photos.

Search results are sorted by proximity to the member's starting location (closest first, and members with unknown locations alphabetically at the end). Results are presented as an indexed list or, optionally, as a map with the indices plotted. Each member result is shown with their proximity in miles.

Optional: Select 'checked', i.e., manual selection of a subset of search results as input into subsequent search.

There is also a member lookup feature which allows finding a member based on name, email, or cellphone number.

Clicking on a particular member brings up their details in the member view.

3.5.2 Member View

Member gender, age, and social profile are displayed, as well as current location, crush profile, and primary photo as available. Accessing other media may require navigation to linked pages. Icons may be shown to convey member location and crush profile visibility (forward and reverse), as well as crush matching designation. The reviews submitted by this member are also available.

Optional: Also show testimonials if supported.

3.5.3 Member Actions

When viewing a member's page, the following actions are supported:

Add as Friend	Add to My Friends
Add to Group	Add to group in My Groups
Bookmark	Add to My Bookmarks
Block	Add to My Blocked
Create Alert	Create alert for My Alerts
Change Privacy	Modify privacy of location or crush profile
Send Message	Send a message
Report Abuse	Flag inappropriate material

Optional: Support testimonials.

3.6 Message Center

Members may exchange messages with other members. Messages consist of a subject, a body (including prefix/postfix), and optional flags and attachments.

3.6.1 Composing Messages

Messages are constructed primarily by selecting quick text phrases. Selecting custom for any component allows the user to enter arbitrary text:

Subject:
Rockin'! <club>
Here! <club>
Gone! <club>
Chat! <topic: null or part of recipient social fields>
[!You|We] match!
Wink! Special message with no other components
CUSTOM
Body Prefix (Salutation):
PRESET Member pre-defined (e.g. Hi <recipient first name>)
CUSTOM
Body:
Check it out.
Let's talk.
You're cute.
You're hot.
Meet at the [bar/door/spotN]*CUSTOM*
(optional) in [5|15|30mins]?
Call me at <sender cellphone number>
(optional) in [5|15|30mins]?
Buy you a drink?
No thanks.
Maybe later.
OK

-continued

(optional) but in [5|15|30mins].
PRESET1 Member pre-defined (e.g. Wuzzup?)
PRESET2 "
PRESET3 "
CUSTOM
Body Postfix (Signature):
PRESET Member pre-defined (e.g. <sender first name>)
CUSTOM
10 Flags:
Request crush profile
Attachments:
Media

15 Messages may be sent to individuals or groups. Some quick text choices may be restricted based on context (e.g., allow "we match!" only when mutual crush).

Optional: Identify supported media sources from amongst server repository, desktop file system, cellphone file system, capture at composition.

3.6.2 Reading Messages

Members view the subject and body of a message as plain text. Links are provided to select a member view of the sender, or a club view of the sender's current location (if known).
25 Icons may be shown to convey member location and crush profile visibility (forward and reverse), as well as crush matching designation. Any sender request to show crush profile should also be conveyed.

3.7 Offer Center

30 Offers from marketers are promotional discounts on products or services. Each offer is described as follows:

35 Marketer	Club or sponsor making the offer
Discount	Free, 2 for 1, % value, \$ value
Item	All drinks, beer/wine, well drinks, admission, food, merchandise
Start	Date/time offer starts
End	Date/time offer ends

Optional: Additional field for number of available redemptions.

An example offer is:

45 From Ruby Skye: 2 for 1 beer/wine, valid 2/11-2/19
Depending on display limitations, some reformatting of the offer information may be necessary. Offers may be sorted by any of the offer fields. Clicking on a particular offer brings up the individual offer view, which may show more details and enables redemption.
50

BRIEF DESCRIPTION OF THE DRAWINGS

FIG. 1 is a diagrammatic view of the Hoozware system, including members, venues and a data processor.

FIG. 2A is a map view of venue search results; FIG. 2B is a text view of venue search results.

FIG. 3 is a simplified logic flow diagram for a software application accessed using a member's mobile communication device.

FIG. 4 is a simplified logic flow diagram for a software application to run on the Hoozware data processor.

FIG. 5 is a simplified logic flow diagram for a software application accessed using a promoter's office computer.

FIG. 6 is a simplified logic flow diagram for a software application accessed using a member's home computer.

31

FIG. 7 is an example plot of one demographic versus time on a particular evening at one venue, where the historical average for the selected demographic is plotted along with the actual real-time demographic

FIG. 8 provides exemplary information requested to open a user account using a web browser on a desktop computer.

FIGS. 9-12 refer to information about a member and the opportunity to find a partner, referred to as "Crush Information." In this example, the member fills out the information using a web browser on a desktop computer.

FIGS. 13-23 provide user Preferences and various aspects of information included in the database of the Hoozware System. In this example, the member fills out the information using a web browser on a desktop computer.

FIG. 24 shows an exemplary menu of selections displayed on the screen of a mobile communication device, such as a mobile telephone.

FIGS. 25-26 demonstrate how to search for and select a particular club using a mobile communication device; where, in this example, the selected club is referred to as "Dragon Bar."

FIGS. 27-36 illustrate various aspects and characteristics of the club referred to as "Dragon Bar" all displayed on a mobile communication device. In particular, FIG. 30 shows three curves versus time: the total number of men at the club, the total number of women at the club and the overall total number of members at the club.

FIG. 37 shows the menu for selecting Check-in on a mobile communications device.

FIGS. 38-43 illustrate the various stages of the check-in involving selection of a club, estimation of the demographics of patrons at the club, evaluation of the club, the opportunity to play a game of chance to win a prize, redeeming the prize, and changing the evaluation of the club later.

FIGS. 44-47 illustrate the use of a mobile communication device with the Hoozware System for locating and viewing other members, including "Crush" members, employing filters for the selection.

FIGS. 48-50 illustrate the use of a mobile communication device for sending messages to other members of the Hoozware System.

FIGS. 51-53 display promotional offers from the club to the members on the screen of a mobile communication device.

FIGS. 54-63 illustrate the fields for a venue representative to login and provide their venue account and profile information.

FIGS. 64-69 illustrate the fields used for presenting the demographics of members at a venue, where FIG. 65 is an illustrative graph of the data tabulated in FIG. 64.

FIGS. 70-75 provide illustrative fields for promotional activities.

DETAILED DESCRIPTION OF THE INVENTION

A system and method is provided for a service to venues where people aggregate.

The subject invention is further described in detail hereunder referring to the embodiments provided in the drawings.

FIG. 1 is a diagrammatical view of the Hoozware system showing various entities communicating with a data processor 100. The data processor 100 comprises a processor 101, such as a central processing unit (CPU), computer memory 102 and a database 103 typically stored on a hard drive accessible by the processor 101. The data processor 100 may comprise a computer server, desktop computer, laptop computer, portable computer or any other convenient computing

32

device or combination of distributed or networked computing and/or data communication devices. The database 103 may be a single database or may be multiple databases that may reside on a single hard drive or multiple hard drives accessible over a network, where the network may be wired or wireless. The database 103 may comprise a dating service database. Such a dating service database may exist at a remote site and be licensed from a Hoozware vendor partner.

The data processor 100 communicates, both wired and wirelessly, with various entities, including members, venues and sponsors. The data processor 100 can communicate wirelessly with a Hoozware Member1 104 who is using a data communication device 105. The data communication device may be a mobile phone (a.k.a. mobile telephone, cellular telephone, cell phone) or handheld computer. By "handheld computer" is meant a relatively small wired, wireless or mobile computer, terminal or PDA ("personal digital assistant"), such as a Palm Pilot®, Pocket PC®, Blackberry®, and the like. The Member1 104 may be standing on the ground 108, sitting, walking, running, etc., or be most anywhere where they can send and receive signals. A Member2 106 may communicate with the Hoozware system data processor 100 from a building 109, such as their home or office, using a wired or wireless computer 107. The computer 107 may be a laptop computer, desktop computer, mobile phone, handheld computer and the like. A MemberM 110 may communicate with the Hoozware system data processor 100 from a vehicle 112, such as a car, bus, train, subway, people mover, aircraft, watercraft, and the like. Typically, the MemberM 110 communicates with the Hoozware system using a mobile phone 111; however, depending on whether the vehicle has wired communication capability, the MemberM 110 may use other wireless or wired communication devices, including handheld computers, wireless computers, wired computers, wired telephones, cordless telephones and the like.

The data processor 100 is also capable of communicating with venues and members and non-members at venues. The data processor 100 communicates with Venue1 113 by both wired and wireless communication devices. For example, a venue manager 123 may communicate with the data processor 100 from his office using a wired desktop computer 124. The manager 123 may also communicate with the data processor 100 using a mobile phone. The data processor communicates with members 114 at Venue1 113 typically by their data communication devices 122. In FIG. 1, members are shown having data communication devices that are depicted similarly to the data communication device 105. Non-members 115 at Venue1 113 are not depicted in FIG. 1 to have data communication devices; however, they may have them. The non-members 115 typically have limited access to information that the data processor 100 provides to the members 114.

Typically, the data communication devices 122 comprise position-sensing devices, such as global positioning system (GPS) sensors. Any other convenient position-sensing device may be used. Assuming a member is in possession of such a data communication device, the location information provided by the GPS sensor is assumed to indicate the location information for the member. The data processor 100 typically receives location information from the data communication devices 122 of members 114. Accordingly, at Venue1 113, three of the five people present are tracked and known to be at Venue1 113. For the tracked members 114 the data processor also knows their traits and can calculate demographics of members 114 at Venue1 113 and also estimate the demographics of the entire crowd based on a previously estimated relationship between member demographics and entire crowd demographics.

The venue manager **123** at Venue**1 113** typically can view information provided by the data processor **100** concerning the members **114** at Venue**1 113**, as well as, view information about the members **117** and **120** at other venues **116** and **119**, respectively. A non-member **118** is at Venue**2 116** and a non-member **121** is at Venue**V 119**. The data processor **100** typically provides such information concerning members to a Hoozware website, where the manager **123** views it using a browser or custom software application running on his office computer **124**. The venue manager **123** at Venue**1 113** may use such viewed information to decide to send promotional material to a desired number of members making up a demographic of interest or exhibiting a behavior of interest to the manager **123**. For example, the manager **123** at Venue**1 113** may decide at 10:00 p.m. that business is a little slow and so he wants to entice members to come to Venue**1 113**. The manager **123** can use either a browser or custom software application running on his office computer **124** to submit a request to send promotional material. In one illustrative embodiment, the manager **123** may use a series of drop-down boxes, number-entry boxes, radio buttons, and the like, to submit his request to the data processor **100**. For example, the manager **123** may use drop-down boxes to select a first demographic group comprising women between the ages of 25 and 29. The manager **123** may then use a number-entry box to enter the desired number of members to which promotional material is sent. For example, the manager **123** may enter the number "25." In the illustrative embodiment, the manager **123** then selects from a set of radio buttons which promotional materials are to be sent the his selected demographic. For example, the manager **123** selects his promotional material to comprise an offer for "No Cover Charge." In the illustrative embodiment, the manager **123** then selects from the drop-down boxes a second demographic group comprising men between the ages of 25 and 34; clicks a radio button that the promotional material is to be sent to "All In The Selected Demographic Not At Venue**1**;" and selects from a set of radio buttons that the promotional material comprise a "2 for 1" drink offer if redeemed within 30 minutes. The manager **123** then clicks a "Preview" button which summarizes the promotional material, to whom it is to be sent, the associated cost of the promotion to be paid to Hoozware, and is then presented with "Send," "Cancel" and "Back" buttons. If Send is pressed, the data processor **100** follows the manager's instructions and sends the promotional materials to the mobile phones (e.g., using SMS text messages) and/or email addresses of members fitting the desired demographics. The promotional materials may also be stored for members on the Hoozware data processor **100** in a location accessible by the members using any of a variety of wireless and wired communication devices.

In the illustrative embodiment above, selecting "All In The Selected Demographic Group Not At Venue**1**" means that the promotional material will go to all members fitting the selected demographics, including the mobile phones of members at other venues. In fact, the Hoozware system typically allows a venue manager to specifically request that promotional materials be sent to members exhibiting a particular behavior. Some example behaviors include (a) the venue you're at now, (b) venues you frequent, (c) where you park before going to a venue, (d) where you eat before going to a venue, (e) the path you take in going to a venue, (f) how much you drink at a venue, (g) how much you spend at a venue, (h) which types of promotional materials you accept, (i) what types of products you buy, and the like. Accordingly, in the illustrative example above, the manager **123** at Venue**1 113** might intentionally try to encourage members at other venues

to come to his venue by selecting from a drop-down box that his promotional material be sent to members **117** exhibiting the behavior that they are presently at Venue**2 116**. The manager **123** may select that the promotional materials sent to this selected group of members further include "No Cover Charge" since it is likely that such members already paid a cover charge at the competing Venue**2 116**. Venue**2 116** may also send promotional material to its members in attendance to encourage them to stay. In a sense, the Hoozware system can be used like an "eBay® for people," where venues, in effect, bid for members in real time.

FIG. 2A is a graphical map display **200** that may be used in an exemplary embodiment to display venue search results on the screen of a mobile phone which is in "map mode." The map shows streets and venues. Example streets include 1st Street **201**, 2nd Street **202**, 3rd Street **203**, 4th Street **204**, 5th Street **205**, 6th Street **206**, 1st Avenue **207**, 2nd Avenue **208**, 3rd Avenue **209**, 4th Avenue **210** and 5th Avenue **211**. Venue**A 212** is shown on the northeast corner of 5th Street **205** and 2nd Avenue **208**; Venue**B 213** is shown on the northeast corner of 2nd Street **202** and 3rd Avenue **209**; Venue**C 214** is shown on the southeast corner of 4th Street **204** and 5th Avenue **211**; Venue**D 215** is shown on the southwest corner of 6th Street **206** and 3rd Avenue **209**; Venue**E 216** is shown on the west side of 1st Street **201** midblock between 3rd Avenue **209** and 4th Avenue **210**; Venue**F 217** is shown on the south side of 5th Avenue **211** west of 1st Street **201**; Venue**G 218** is shown on the east side of 3rd Street **203** midblock between 3rd Avenue **209** and 4th Avenue **210**; Venue**H 219** is shown on the north side of 5th Avenue **211** midblock between 2nd Street **202** and 3rd Street **203**; and Venue**I 220** is shown on the southwest corner of 5th Street **205** and 2nd Avenue **208**. In this example, the venues are designated on the map by a circle with an associated number, where the number specifies the venue's ranking score based on the member's predefined rankings of individual venue characteristics and attendee demographics. The member's location is depicted by the person icon **221** at the northwest corner of 2nd Street **202** and 5th Avenue **211**. The location is determined by position sensing, such as GPS, in the member's mobile communication device.

Typically, various mobile phone controls are used to control the translation and zoom of the map. Mobile phone controls are also typically used to select a venue and request more information about the venue. For example to further illustrate, after selecting the map mode by toggling between "map mode" and "text mode" using the * key, the Venue**A 212** is highlighted by default since it received the highest ranking score. To highlight a subsequent venue, the mobile phone "down arrow" is used; then to highlight a venue above, the mobile phone "up arrow" is used. Once a venue is highlighted for which the member desires more information, such as detailed information on the highlighted venue's characteristics and attendee demographics, the "OK" button on the mobile phone is pressed. If the mobile phone has a touch screen, the member may simply tap the circle designating the venue to bring up detailed information on the corresponding venue.

FIG. 2B is a text display **222** that may be used in an exemplary embodiment to display venue search results on the screen of a mobile phone when in "text mode." In this embodiment, the text display **222** lists the venues returned by a Hoozware venue search. The text display **222** lists the venue, Venue**A 224**, with the highest ranking score at the top next to ranking index **1 223** and with a ranking score of 78% **225** listed next to it on the other side. In the example, the other venues are listed below Venue**A 224** next to their associated ranking index and ranking score. Typically, the text display

35

222 has a graphical scroll bar 227 when there are too many venue results to fit on a single screen.

Continuing with this exemplary embodiment, to toggle from the map display 200 to the text display 222 the member may again use the * key. Similar to the map mode, the VenueA 212 is highlighted by default since it received the highest ranking score. To highlight a subsequent venue in the text list, the mobile phone “down arrow” is used; then to highlight a venue above, the mobile phone “up arrow” is used. Once a venue is highlighted for which the member desires more information, such as detailed information on the highlighted venue’s characteristics and attendee demographics, the “OK” button on the mobile phone is pressed. If the mobile phone has a touch screen, the member may simply tap the name of the venue to bring up detailed information on it.

FIG. 3 is a simplified logic flow diagram for a software Hoozware mobile application which may be accessed by, or run on, a member’s mobile phone. A commercial Hoozware mobile application is typically much more complex; however, FIG. 3 exemplifies some of the basic elements that typically exist in such more complex application. Such an application is typically downloaded to the member’s mobile phone from the Hoozware website, the member’s carrier’s website, a third-party mobile phone software website or by downloading the application from a CD to the member’s computer and then transferring the application to the member’s mobile phone. The Hoozware mobile application may also run on the Hoozware system server 100 and be accessed, such as by a web browser, using a mobile phone (typically using a WAP browser), other data terminal, an office computer, communication device and the like.

In an illustrative embodiment, the Hoozware mobile application is loaded onto the member’s mobile phone and launched, i.e., started 300. Once the application is launched it runs as a background process until terminated by the member. Typically, even if the mobile phone is turned off, if the application had not been explicitly terminated by the member prior to turning off the mobile phone, the application will automatically launch when the mobile phone is turned on.

During the process of loading and launching the Hoozware mobile application, the member is asked to setup the application. During setup, the member is typically asked to configure, define or edit the following application features: (1) tracking window(s), (2) moods, (3) personal profile, including traits, nickname, personal statement, self photo, etc., (4) register with Hoozware, (5) friends and groups, etc.

The Hoozware mobile application performs a number of important functions. Such functions include: (1) checking and handling tracking, (2) processing received messages and (3) processing messages to send. Each function may be a separate process and processed in parallel or sequentially. Each process may be a separate thread. In the Hoozware mobile application embodiment of FIG. 3, the functions are processed sequentially.

While it is running, the Hoozware mobile application checks 301 whether “tracking” is enabled for the member’s mobile phone. Most mobile phones have position tracking capability, such as GPS, which can be used to determine the geographical location of the phone, and hence, the member. If tracking is enabled the mobile phone automatically transmits 302 the location information of the mobile phone to the Hoozware system server 100. Transmission of the location information may use any convenient method, including an SMS message, email, telephone call and the like. If tracking is not enabled, in the embodiment as shown, the member is prohibited from receiving promotions and viewing certain venue information.

36

Next, the Hoozware mobile application checks 303 whether there is a message to receive and process. If so, the application receives the message and checks 304 to see if it is promoter (i.e., venue or sponsor) promotional material. If so, the promotional material is provided to, or made accessible by, the member. In the embodiment of FIG. 3, the promotional material is placed 305 in a special promotional material message box on the member’s mobile phone. If there are no other un-read promotional materials in the member’s promotional materials message box the member is notified that there is new promotional material available. In the embodiment of FIG. 3, the member can configure how they wish to be notified of such new promotional material. Typical notification methods include visual, auditory and tactile signals.

If the message is not promotional material, in the embodiment of FIG. 3 the message is assumed to be venue information which was previously requested by the member. In an embodiment not shown here, the Hoozware mobile application checks the message to confirm that the received information is venue information. The venue information is displayed 306 on the member’s mobile phone, such as provided by the examples of FIGS. 2A and 2B.

Next, the Hoozware mobile application checks 307 whether the member has requested to send a message. This check 307 is also done next if it was determined 301 that tracking was not enabled. If the member has requested to send a message a check 308 is done to see if the request is for venue information. If so, the member’s current “mood” is submitted 309 to the Hoozware system server 100 along with a request for a list of venues best matching the demographics and characteristics defined by the member’s mood. If the member was not being tracked at the time of this venue information request, tracking will be enabled 310 on their mobile phone for a period of time. A typical period of time is until the end of the current predefined tracking window.

If it was determined 308 that the member’s request was not for venue information, in the embodiment of FIG. 3 the request is assumed to be to send media information, so media is sent 311. In an embodiment not shown here, the Hoozware mobile application checks the request to confirm that it is to send media information. Media information sent by the member typically includes text, audio (including audio recordings of the crowd, music/band and voice annotated member comments), images and/or video, and may be sent in any convenient format, including SMS, MMS, email, a phone call, and the like. In one embodiment, if the member enters text into their mobile phone, uses their mobile phone to record sound, take a picture or record video, the Hoozware mobile application will infer that the member wishes to post characteristic information about a venue and so the Hoozware mobile application will prompt the member to submit such media to the Hoozware system server 100.

At this point, as well as if it had been determined 307 that the member was not requesting to send a message, control is returned to the beginning where the Hoozware mobile application checks 301 whether tracking is enabled.

FIG. 4 is a simplified logic flow diagram for a software application which may run on the Hoozware system server, a.k.a. data processor 100. A commercial Hoozware system server application is typically much more complex; however, FIG. 4 exemplifies some of the basic elements that typically exist in such more complex application. The Hoozware system server application performs a number of important functions. Such functions include: (1) receiving and processing messages from members, (2) receiving and processing messages from promoters and (3) storing member traits, venue demographics and venue characteristics. Each function may

be a separate process and processed in parallel or sequentially. Each process may be a separate thread. In the Hoozware system server application embodiment of FIG. 4, the functions are processed sequentially.

Once the Hoozware system server application is loaded onto the Hoozware system server and started **400** it checks **401** whether there is a message to receive. If not, the application continues to check **401** until there is a message to receive. Once there is a message to receive, the Hoozware system server application checks **402** whether the message is from a member. If not, in the simple embodiment of FIG. 4 the Hoozware system server application assumes the message is from a promoter. In an embodiment not shown here, the Hoozware system server application checks the message to confirm that it is from a promoter.

A promoter message typically includes promotional material and instructions regarding to which members the promotional material is to be sent. Such instructions typically include demographics and behaviors that members must possess to receive the promotional material. Optionally, such instructions further include the maximum number of members to which the promotional material is to be sent. Optionally, such instructions further include specific members, typically referred to anonymously by a member identifier, to which the promotional material is to be sent. Promotional materials typically comprise drink specials, cover charge discounts, access to VIP lounges, transportation offers, parking specials, food specials, merchandise offers, lodging specials, music downloads, passes to other events, retail gift cards, and the like. The message is sent **403** to, or made accessible by, one or more members by the Hoozware system server **100** following the promoter's instructions. At this point, control is returned to checking **401** whether there is a message to receive.

A promotion may be redeemed by the receiving member in a variety of ways, including showing the promoter's agent the promotional material displayed the member's mobile phone, where such promotional material typically includes an offer identifier. The promoter's agent is anyone permitted by the promoter to provide to the redeeming member the goods and/or services promoted by the promotional material. The redeeming member may be required to show the promoter's agent the member's personal-field photo on their mobile phone, or other identification, to confirm that they are the intended member for the promotional material. The member may receive rewards points for accepting the promotional material. For more discussion on rewards, refer to the previous details of one embodiment of the subject invention in Section 3.2 covering an example Rewards Program.

If the check **402** regarding whether the message to be received is from a member is true, the message is received and queried **404** to see if it contains location information of the member's mobile phone (a.k.a. mobile communication device). If so, in the embodiment of FIG. 4 the Hoozware system server **100** predicts **405** whether the member is at a particular venue. If so, the member's traits are combined with the traits of other members estimated to be at the venue to provide **406** demographics for the venue. In the embodiment of FIG. 4, other members may be alerted **407** to the change in venue demographics. Typically, a member will receive such an alert **407** only if they have requested to be alerted if a demographic of interest to them has moved above or below a predefined level, or if a member of interest, such as a friend or group member, has arrived at or left the venue. At this point, control is returned to checking **401** whether there is a message to receive.

If the message that is received and queried **404** does not contain location information the message is queried **408** to see if it contains a request for venue information. If so, the message contains the sending member's "mood" and/or associated desired demographics and venue characteristics with weighting factors. The Hoozware system server **100** processes the desired demographics and venue characteristics with weighting factors to determine the ranked list of venues that best matches the member's desires. Typically, such a ranked list of venues includes a measure of how close each listed venue matches the member's defined mood. The ranked list of venues and measures of match are sent **409** typically to the member's mobile phone and/or home computer. At this point, control is returned to checking **401** whether there is a message to receive.

If the message is queried **408** and does not contain a request for venue information, in the embodiment of FIG. 4 the message is assumed to contain media information. In an embodiment not shown here, the Hoozware system server application checks the message to confirm that it contains media information. The media information in the message is added **410** to the database **103** that the Hoozware system server **100** accesses. The media information is added **410** to the section of the database **103** for the venue the media pertains to. At this point, control is returned to checking **401** whether there is a message to receive.

FIG. 5 is a simplified logic flow diagram for a software application which may be accessed by, or run on, a promoter's office computer. A commercial Hoozware promoter application is typically much more complex; however, FIG. 5 exemplifies some of the basic elements that typically exist in such more complex application. Such an application is typically downloaded to the promoter's office computer (or alternately, to a mobile phone, other data terminal, etc.) from the Hoozware website or by loading the application from a CD to the promoter's computer. The Hoozware promoter application may also run on the Hoozware system server **100** and be accessed, such as by a web browser, using an office computer, mobile phone, other data terminal, communication device and the like. The Hoozware promoter application performs a number of important functions. Such functions include: (1) receiving member demographics and behaviors, (2) receiving member demographics at venues, (3) selecting promotions and specifying instructions regarding to which member the promotions should go, and (4) sending the promotion and instructions to the Hoozware system server **100**. Each function may be a separate process and processed in parallel or sequentially. Each process may be a separate thread. In the Hoozware promoter application embodiment of FIG. 5, the functions are processed sequentially.

Once the Hoozware promoter application is loaded onto the promoter's computer, or accessed by a web browser, and started **500** it allows the promoter to continually view **501** the demographics and behaviors of members in the Hoozware system. In the embodiment of FIG. 5, the Hoozware promoter application allows the promoter to also view the demographics at one or more venues.

The Hoozware promoter application allows the promoter to select **502** promotional materials to send or post, and to specify instructions regarding which members to send to, or make accessible, the promotional materials. The Hoozware promoter application also allows the promoter to send **503** the promotional materials and instructions to the Hoozware system server **100**, which then sends to, or makes accessible, the promotional materials to members according to the instructions.

FIG. 6 is a simplified logic flow diagram for a software application which may be accessed by, or run on, a member's home computer. A commercial Hoozware member's home application is typically much more complex; however, FIG. 6 exemplifies some of the basic elements that typically exist in such more complex application. Typically, the member's mobile application (FIG. 3) and the member's home application (FIG. 6) are similar. In fact, typically, the member's mobile application provides a subset of functionality of the member's home application. The member's home application is typically downloaded to the member's home computer from the Hoozware website or by loading the application from a CD to the member's computer. The Hoozware member's home application may also run on the Hoozware system server 100 and be accessed, such as by a web browser, using a home computer, mobile phone, other data terminal, communication device and the like. The Hoozware member's home application performs a number of important functions. Such functions include: (1) viewing venue demographics and characteristics, and determine which friends and groups are at which venues, (2) uploading media content concerning venue characteristics to the Hoozware system server 100, (3) viewing, redeeming or requesting a promotion, (4) defining and editing personal traits and related information, (5) selecting a tracking window and enabling/disabling tracking, (6) defining and editing moods, (7) defining friends and groups, (8) specifying visibility to others and (9) reviewing, adding and/or redeeming rewards. Each function may be a separate process and processed in parallel or sequentially. Each process may be a separate thread. In the Hoozware member's home application embodiment of FIG. 6, the functions are processed sequentially.

Once the Hoozware member's home application is loaded onto the member's home computer, or accessed by a web browser, and started 600 it checks 601 to see if the member has requested a venue search. If so, the member's "mood" and/or associated desired demographics and venue characteristics with weighting factors are sent to the Hoozware system server 100. The Hoozware system server 100 processes the desired demographics and venue characteristics with weighting factors to determine the ranked list of venues that best matches the member's desires. Typically, such a ranked list of venues includes a measure of how close each listed venue matches the member's defined mood. In the embodiment of FIG. 6, the ranked list of venues and measures of match are sent to the member's home computer for viewing 602. At this point, in the embodiment of FIG. 6, control is returned to checking 601 to see if the member has requested a venue search.

If the member has not requested a venue search, in the embodiment of FIG. 6 the Hoozware member's home application checks 603 to see if the member has requested to upload media content. If so, the member is provided with functionality to conveniently upload 604 to the Hoozware system server 100 text comments, voice annotations, photos, recorded audio and video clips from a venue, and the like. The media is stored in the portion of the database 103 for the corresponding venue. At this point, in the embodiment of FIG. 6, control is returned to checking 601 to see if the member has requested a venue search.

If the member has not requested to upload media content, in the embodiment of FIG. 6 the Hoozware member's home application checks 605 to see if the member has requested to access promotions. If so, the member is provided with functionality to conveniently access promotions relevant to the member. Such promotions may be stored and accessed from the Hoozware system server 100 or stored locally on the

member's home computer. The member may view promotions 606 currently relevant to the member, redeem such promotions or request that a promotion be offered to the member. At this point, in the embodiment of FIG. 6, control is returned to checking 601 to see if the member has requested a venue search.

If the member has not requested to access promotions, in the embodiment of FIG. 6 the Hoozware member's home application checks 607 to see if the member has requested to maintain their member profile. If so, the member is provided with functionality to conveniently maintain their member profile. Such member profile information is typically stored on the Hoozware system server 100 or stored locally on the member's home computer. The member may define 608, edit or view their member profile. The member profile typically includes personal traits that are combined with traits of other members to produce member demographics. Such traits typically comprise: age, sex, sexual orientation and preference, education, race, religion, smoker/non-smoker, marital status (e.g., single/married/committed/divorced), parental status, financial status, occupation, home zip code, political affiliation, pictures, both direct and anonymous contact information, friend status, group status, as well as other online dating categories including physical attributes (e.g., height, weight, eye color, hair color, balding, body type, etc.), etc. At this point, in the embodiment of FIG. 6, control is returned to checking 601 to see if the member has requested a venue search.

If the member has not requested to maintain their member profile, in the embodiment of FIG. 6 the Hoozware member's home application checks 609 to see if the member has requested to set tracking parameters. If so, the member is provided with functionality to conveniently set tracking parameters 610. Such functionality typically allows the member to select a tracking window. Tracking windows are predefined periods of time in which a member's location is automatically transmitted from their mobile phone to the Hoozware system server 100. Setting tracking parameters 610 also include the ability to enable or disable tracking, regardless of the tracking window selected. At this point, in the embodiment of FIG. 6, control is returned to checking 601 to see if the member has requested a venue search.

If the member has not requested to set tracking parameters, in the embodiment of FIG. 6 the Hoozware member's home application checks 611 to see if the member has requested to define moods. If so, the member is provided with functionality to conveniently define, edit, view and select moods 612. Mood definitions may be stored in the database 103 on the Hoozware system server 100 and/or on the member's home computer and/or the member's mobile communication device. Mood definitions include the name of the mood and the associated desired demographics and venue characteristics with weighting factors. At any time there is a default mood in effect that is used by the Hoozware system server 100 when a request is received by the member for a venue search; however, a new default mood may be selected at any time using either the Hoozware member's home application or mobile application. At this point, in the embodiment of FIG. 6, control is returned to checking 601 to see if the member has requested a venue search.

If the member has not requested to define moods, in the embodiment of FIG. 6 the Hoozware member's home application checks 613 to see if the member has requested to define friends and/or groups. If so, the member is provided with functionality to conveniently define, edit, view and select friends and groups 614. Friend and group definitions may be stored in the database 103 on the Hoozware system server 100

and/or on the member's home computer and/or the member's mobile communication device. Friend definitions include the name of the friend. Group definitions include the name of the group, the group leader and the associated group members. Friend status and group status may be included by a member as parameters of interest in a venue search request. At this point, in the embodiment of FIG. 6, control is returned to checking 601 to see if the member has requested a venue search.

If the member has not requested to define friends and/or groups, in the embodiment of FIG. 6 the Hoozware member's home application checks 615 to see if the member has requested to set their visibility to others. If so, the member is provided with functionality to conveniently define, edit, view and select visibility 616. Visibility settings may be stored in the database 103 on the Hoozware system server 100 and/or on the member's home computer and/or the member's mobile communication device. A member may allow various entities to view certain personal information. Typical entities comprise: all members, a subset of members (such as friends and/or groups), venues and sponsors. Personal information that a member can typically restrict visibility to comprises any of their personal traits, such as: age, sex, sexual orientation and preference, education, race, religion, smoker/non-smoker, marital status (e.g., single/married/committed/divorced), parental status, financial status, occupation, home zip code, political affiliation, pictures, both direct and anonymous contact information, friend status, group status, as well as other online dating categories including physical attributes (e.g., height, weight, eye color, hair color, balding, body type, etc.), etc. A typical visibility setting for a first member is that a second member cannot view any trait of the first member if the second member doesn't allow the first member to view the same trait of the second member. At this point, in the embodiment of FIG. 6, control is returned to checking 601 to see if the member has requested a venue search.

If the member has not requested to set their visibility to others, in the embodiment of FIG. 6 the Hoozware member's home application assumes that the member wishes to access rewards. If so, the member is provided with functionality to conveniently enter items that provide reward points 617, review the member's current number of reward points and/or redeem goods and/or services using the member's points. Reward information may be stored in the database 103 on the Hoozware system server 100 and/or on the member's home computer and/or the member's mobile communication device. For discussion on how a member may receive rewards points for accepting the promotional material, refer to the previous details of one embodiment of the subject invention in Section 3.2 covering an example Rewards Program. The member typically may use their rewards point to receive goods and/or services. Such goods and/or services typically comprise: drink specials, cover charge discounts, access to VIP lounges, transportation offers, parking specials, food specials, merchandise offers, lodging specials, music downloads, passes to other events, retail gift cards, and the like. At this point, in the embodiment of FIG. 6, control is returned to checking 601 to see if the member has requested venue search.

FIG. 7 is a graph exemplifying how demographics information at a venue may be presented to a member, venue or sponsor, for viewing on a mobile phone, data terminal, home or office computer screen, and the like. In this example, the ordinate ("Y axis") 700 represents the demographics d at venue v, such as, the percentage of members at venue v that possess trait d. The abscissa ("X axis") 701 represents the time t. FIG. 7 shows an historical curve 702 that represents a

function of previous nights where the demographic d for venue v were recorded over time. Also in FIG. 7 is a curve showing the actual 703 recorded demographics d for venue v up to the point 704 corresponding to the present time of 11:40 p.m., where the demographics d denote that 36% of the crowd possess trait d.

FIGS. 8-75 illustrate use and operation of the second embodiment of the subject system. In typical operation, the Hoozware System is a mobile phone service that informs members "Who Is Where" (i.e., Hoozware), and what's happening at venues, such as clubs (nightclubs, bars, lounges and the like). The Hoozware System brings together mobile communication device users and venues. In one commercial embodiment, the Hoozware System is free to members, and venues pay to send offers to members. In another commercial embodiment, members pay on a time and/or feature usage basis. In yet another commercial embodiment, venues pay on a time usage basis.

Using their mobile communication device, such as a mobile telephone, PDA, pocket computer, and the like, a member can:

- (1) view timely club information, such as: (a) crowd demographics (size, gender mix, age, etc.); (b) peer reviews (e.g., "This place rocks!"); (c) club descriptions (e.g., no cover charge, full menu, etc.); (d) events schedules (e.g., live band tonight); (e) directions; etc.;
- (2) meet up with existing friends and meet new friends; and
- (3) receive valuable club coupons (e.g., free drinks, 2-for-1 drinks, free cover charge, etc.).

The Hoozware System enables venues to target offers to members of the system who like to go to venues such as theirs. A recipient member can immediately receive notification and view venue offers on their mobile communication device. A venue can send out an offer at a specific time, or send an offer having a specific time window for redemption. Venues can target a specific demographic or group of members to draw in business during specific, or "slow," times. Venues can track the demographics of members who patronize their place of business. Venues can announce "what's happening" by posting their events calendar, business description and directions.

For venues to use the Hoozware System, first they sign up. They then login via the web and update their account information, business profile and events calendar. At any time, a venue can login to their account and view the demographics of members Checked-in to their venue. The venue may use the web interface to enter an offer type (e.g., 2-for-1 drink, discounted cover charge, food discount, etc.), the timing of the offer and to which members (either presently at the venue or not) the offer should be sent.

The following is an illustrative scenario: It's Saturday evening and Rachael wants to go out . . . but where? She pulls out her mobile phone and clicks her web browser to connect to the Hoozware website. Her "Party Mood" is still the default so she presses "Find Clubs". Her phone displays "Dragon Bar" first in a list of San Francisco clubs since it has a score of 89%, the highest percentage match to her mood criteria. She checks out a short video clip of the crowd posted by another Hoozware member to the Hoozware website. Looks pretty happening. Rachael previously defined her Party Mood to include DJ Hip Hop, no cover, drink discounts, lots of friends, guys who pass her "Cool Guy" filter and a club where people currently there say it "rocks." She goes to Dragon Bar and "Checks-In" to the club using the Hoozware System on her phone and quickly rates a few simple features of the club for other Hoozware members to see. Since she checked-in she gets to "spin" the virtual roulette wheel that the Hoozware System displays on her phone to see if she can win a prize.

Tick, tick, tick, clunk. Cool! She won a free drink. She shows the prize coupon displayed on her phone to the bartender who promptly gives her the free vodka-cranberry she ordered. She's stoked. Hmm. Now, who's here? She uses the Hoozware System to do a quick search using her phone and sees that she has eight friends and three guys here who pass her very specific "Cool Guy" filter. Could this be the night she meets Mr. Right? Rachael does a quick review of Chris' profile. Wow! He's cute, and they have so much in common. He's even from her hometown of Cleveland. They exchange anonymous text messages using the Hoozware System before deciding to meet at the bar. The rest is Hoozware history . . .

To use Hoozware, a user signs up over the web to become a member. Typically the member will sign up using a desktop computer or mobile communication device such as a smart mobile phone, personal digital assistant (PDA), pocket computer and the like. Typically, non-members can access limited features of the Hoozware System. To sign up, an individual completes a Member Profile, including (a) Demographic Information, (b) optional Social Information and (c) optional Crush Information. The Demographic Information is used when the Hoozware System compiles the venue crowd statistics; the Social Information is used to share a member's interests with other members; and Crush Information is used when the member participates in the "crush matching" dating element of the Hoozware System.

During the sign-up process, an individual also provides various Preferences. A member uses their Preference settings to manage their (a) favorite venues, (b) friends list, (c) "Filters" for screening members, (d) "Moods" for ranking venues, (e) alert notifications, (f) location privacy settings, and the like.

Once signed up, members can use their mobile communication device or desktop computer to search for venues, which search may be based on desired criteria called a "Mood." A Mood may include such criteria as (a) geographical distance away; (b) number of friends, crush matches or crowd size in attendance; (c) Reviews (including Surveys and Postings (including Overall Recommendation, Comments and Media)) submitted by members in attendance at the venue; (d) venue characteristics; (e) combinations of the above criteria as well as other criteria.

After identifying a venue, a member may inspect details about the venue, including viewing (a) current crowd demographics; (b) list of members present; (c) real-time member Surveys and Postings; (d) discount offers from the venue; (e) venue description; (f) venue events; (g) directions to the venue; and the like.

Members can also search for other members, which search may be based on desired criteria called a "Filter." A Filter may include criteria to identify (a) Friends; (b) Crush Matches; (c) individuals based on selected Demographic Information; and the like. Once an individual identifies another member, the individual may view the Profile (e.g., background and interests) of such member, and send messages to and receive messages from the member, facilitating meeting existing and new friends at a venue.

Members can also receive, view and redeem offers sent to them by venues or other parties. Members may also receive advertisements sent to them by advertisers.

At a venue a member "Checks-In" using their mobile communication device. The Check-in procedure typically includes submitting a "Review" which typically includes a required "Survey" and an optional "Posting." The Review typically requires answering at least one Survey question where typically the member must estimate something about

the venue scene that is of interest to another member. Typically a member will be asked to estimate and answer from three to six Survey questions. The member Review may also include an optional Posting, including such elements as an Overall Recommendation, written Comments and Media (such as photos, videos and audio clips) of the venue scene. Media uploads and downloads on a mobile communication device are typically supported using MMS.

After a member Checks-in to a venue and submits the Survey, they typically get a chance to receive a Prize, where typically the Hoozware System presents them with a game of chance. One exemplary game of chance is where the member gets to select one of four drink shakers presented on the member's mobile communication device. When the member selects a shaker, the screen on their mobile communication device is refreshed where the selected shaker is replaced with either an empty or full drink glass. A full drink glass represents that the member won a drink Prize. Another illustrative game of chance is where the member gets to press a key on their mobile communication device to initiate the spinning of a roulette wheel. The wheel spins and stops at a position indicating whether the member has won a Prize or not.

In either illustrative example, if the member wins a Prize, the Prize is listed in an Offer Center with other offers they might already have received from a venue or advertiser, and the member is typically given a limited time in which to redeem the Prize. By limiting the time to typically between two and five minutes, members are not incentivized to try to fake a Check-in and submit a Survey when they're not at a venue in order to win a Prize, since if they're not already at the venue, they won't have time to use the Prize they're trying to win. Members typically are limited such that they cannot Check-in to a venue more than every 15-30 minutes. In this way, if there are multiple venues in close proximity to one another, a member cannot quickly attempt a fake Check-in and submit a Survey at multiple venues in an attempt to see if they can win a Prize at one of the venues before deciding which venue to go into.

To incentivize members present at a venue to help update the venue scene for other members not present to view, typically after Checking-in a member can submit a new Survey every two hours and receive another opportunity to win a Prize, such as by playing a game of chance. Any member Checked-in to a venue may submit an updated Survey as often as they'd like; however, they only get a chance to win a Prize after a minimum amount of time has passed since they have taken their most recent chance to win a Prize. Typically, venues are required to cover the cost of honoring redemption of a Prize.

FIGS. 8-53 below illustrate how the Hoozware System operates for members in a second embodiment. Various modifications may be introduced for different situations, the check-in procedure changed, the game altered, information expanded, incentives varied, and the like.

FIG. 8 provides exemplary information requested to open a member account using a web browser **800** on a desktop computer. An account may similarly be opened using a mobile communication device. This web view is entitled New Registration **801**. Fields that are requested in this example include: Username **802**, Password, Re-type password, Display name, First name, Last name, Email, Mobile number, Mobile carrier and Cellphone model. In this example, "rwinners" **803** is entered as the username. The username is typically the name the member uses to login to their account. The Display name (in this case "racewinner") is the name other members may see associated with the member's information.

45

Other members may also see the First name, and may do a Member Search using any of the First name, Last name and Display name.

To ensure that a computer recognizable Mobile carrier is entered, a “down-arrow” **804** may be used such that when it is selected (e.g., by clicking with a computer mouse or tabbing to it and pressing “OK”) a selectable list of mobile carriers is displayed. Similarly, to ensure that a computer recognizable Cellphone model is selected, a down-arrow **805** may be used, such that when it is selected a selectable list of cellphone models is displayed. When this New Registration **801** page is completed, the prospective member selects Submit **806**. Alternately, if the prospective member elects not to open a member account at this time, they may select Cancel **807**.

FIGS. 9-12 refer to information about a member and the opportunity to find a partner, referred to as “Crush Information.” In this example, the member fills out the information using a web browser on a desktop computer.

FIG. 9 exemplifies Demographic Information **901** a member is required to provide as part of completing their profile **900**. In this example, the member completing their profile is Rachael. Required fields that must be filled out include: Gender **902**, Date of birth **907** and Zipcode **910**. Typically, a member’s Gender **902** is viewable by all other members; however, a member’s Date of birth **907** is not viewable directly, but a member’s age, calculated using the Date of birth **907**, is viewable. Also, a member’s Zipcode **910** is not viewable by other members, but the living distance between members, as calculated using the distance between Zipcodes **910**, is viewable. The slider **911** indicates that this screen may be continued.

For Gender **902**, the member may select and check the box **904** next to Man **903** or the box **906** next to Woman **905** (which is check in this example). This example, each of the month, day and year corresponding to Date of birth **907** have a down-arrow to ensure a computer-readable entry. For instance, the down-arrow **909** is used to select the year of birth **908**. Typically, if the member attempts to enter information directly into one of the boxes, such as the year **908**, the box will display the closes match to an acceptable entry.

FIG. 10 exemplifies Social Information **1000** that a member may optionally provide. Typically, any such Social Information **1000** that is entered is viewable by all members. In this example, the Social Information **1000** includes the ability to enter: a Statement **1001** (including a text box **1002**), Media Files **1003**, Residence **1004** city and state, Hometown **1005** city and state, Interests **1006** including Music **1007**, Dancing, Movies and Television. The Media Files **1003** may include photo images, video clips, audio tracks, documents, Power Point presentations, other media types and the like. The list of Interest **1006** may be extensive to cover a very broad range of possibilities. The slider **1010** indicates that this screen may be continued. Other information that Social Information **1000** may include is one or more Drink Faves (shorthand for “Drink Favorites”), one or more Club Faves, one or more Band/Artist Faves, one or more Book Faves, spoken Languages, Education, Occupation, Political View, and the like. In the example of FIG. 10, Music **1007** allows the member to specify whether they are interested in music by checking the Yes box **1008** or the No box. If the Yes box **1008** is checked, they may be allowed to check any of a variety of additional boxes related to Music **1007**, such as Pop, Rock, Hip-hop, Jazz **1009** (which is checked), Classical, and the like. Similarly, checking Yes to Dancing may expose a list of dances to specify. Similarly, checking Yes to Movies may expose a list of movie types to specify, such as Drama, Action, Romance, Sci-fi, Comedy, and the like. Similarly, checking Yes to Television may

46

expose a list of TV types to specify, such as Sitcom, Game, Reality, Talk, Documentary, and the like.

FIG. 11 exemplifies Crush Information **1100** that a member may optionally provide. Typically, a member entering any such Crush Information **1100** may indicate who may view it. The member may indicate if they are participating in the Crush Matching program by checking the box **1101**. Participation includes various privileges. As with Social Information **1000**, Crush Information may include a statement, entitled here About me **1102**, with associated text box **1103**. The member may also include Media Files **1104** which may be more aimed to attract someone in a dating sense than the Media Files **1003** provided in the Social Information **1000**. Other exemplary fields for the Crush Information include Status **1105**, (sexual) Orientation, Body type, Height, Smoking (frequency), Drinking (frequency), Ethnicity, Religion, Income, Have children, Want children, and the like. The slider **1106** indicates that this screen may continue.

FIG. 12 represents a continuation of FIG. 11. FIG. 12 provides a statement **1200** about what a member is looking for in their “crush,” i.e., ideal date. The member is able to specify which pre-defined filter **1201** they’d like to use to help search for their crushes. The member may select who may review their Crush Information **1100**, including All members **1203**, All members participating in Crush Matching, Crush Matches and Other members **1204**. When Other members **1204** is selected, typically by checking the associated box, the member may be allowed to type into a box **1205**, or select from a list, the names (Display names, First names, Last names, etc.) of members they want to allow to see their Crush Information **1100**.

FIGS. 13-23 provide user preferences and various aspects of information included in the database of the Hoozware System. In this example, the member fills out the information using a web browser on a desktop computer.

FIG. 13 is one screen a member completes when filling out My Preferences **1300**, where the preferences are various parameters used to control operation of the Hoozware System. One such preference is My Clubs **1301**. This preference is sometimes also called My Fave Clubs. My Clubs **1301** is a list of venues a member wishes to particularly keep track of. The list may be user generated and maintained. The list may be populated with some automation based on inference by the Hoozware System. As shown, there are three entries in the My Clubs **1301** list, including Ruby Skye **1302**, Dragon Bar and Matrix. As shown, a member may modify an entry, such as Ruby Skye **1302**, by selecting Edit **1303** or Delete **1304** in the same row. Alternately, a member may click on the name of the venue or in a box next to it to modify the entry. As shown, to add a new entry, the member selects Add New **1305**. When finished, the member selects Done **1306**.

FIG. 14 provides another preference called My Friends **1400**. My Friends **1400** is a list of members that a member wishes to particularly keep track of and provide viewing privileges to. Adding a member as a friend may require acceptance by the member being added, or adding a member as a friend may simply require a member to enter the added member’s Display name. FIG. 14 shows a list of nine friends: joeyb **1401**, audreysf, baddabing, ski4life, icandy, jsbrecken, paly-girlsrule, beachdog and tunafilms. As shown with My Clubs **1301**, there are various selections to add and modify the list, including View **1402**, Delete **1403**, Add New **1404** and Done **1405**.

FIG. 15 provides another preference called My Filters **1500**. This preference is sometimes also called My Member Filters. My Filters **1500** is a list of labeled filters (i.e., formulae) for specifying how to produce a “filtered” list of members

from all members or another list of members. FIG. 15 shows a list of four filters: Same Hometown **1501**, Hip-hop & Dancing, Ideal Guy and Cool Guy **1502**. Filters may be member defined, as well as, initially populated with Hoozware System defaults. As with My Clubs **1301**, there are various selections to add and modify the list. If it is desired to modify the Cool Guy **1502** filter, Edit **1503** is selected. In another example, the each element of the list may be clicked on directly to select for editing.

FIG. 16 exemplifies the information a member may select when defining or editing a filter, e.g., when selecting Edit **1503** to edit the Cool Guy **1502**, **1600** filter. Typically, a member can require as part of their filter any Demographic Information **1601**, Social Information **1605** and Crush Information **1700**. Regarding Demographic Information **1601**, a member can typically specify their requirements for a variety of fields including Gender **1602**, Age **1603** and Distance **1604**. Regarding Social Information **1605**, a member can typically specify their requirements for a variety of fields including Residence **1606**, Hometown **1607**, Interests **1608** including Music **1609**, Dancing, Movies, Television, and the like. The slider **1610** indicates that this screen continues.

Regarding Crush Information **1700**, a member can typically specify their requirements for a variety of fields including Status **1701**, Orientation, Body type, Height, Smoking, Drinking, Ethnicity, Religion, Income, Have children, Want children, and the like. The filter can then be saved as the same name when editing by selecting Save **1702**. The filter can be saved with another filter name by selecting Save As **1703**. Alternately, editing or creating the filter may be canceled by selecting Cancel **1704**. The slider **1705** indicates that this screen is a continuation of another screen.

FIG. 18 provides another preference called My Moods **1800**. This preference is sometimes also called My Club Moods or My Venue Moods. My Moods **1800** is a list of labeled criteria for specifying how to sort, i.e., rank, a list of venues. FIG. 18 shows a list of six moods: Rachael's Party Mood **1801**, Closest Distance, Most Members, Most Friends, Closest & Most Friends and Most Offers. Moods may be member defined, as well as, initially populated with Hoozware System defaults. As with My Clubs **1301**, there are various selections to add and modify the list. If it is desired to modify Rachael's Party Mood **1801**, Edit **1802** is selected. In another example, the each element of the list may be clicked on directly to select for editing.

FIG. 19 exemplifies the information a member may select when defining or editing a mood, e.g., when selecting Edit **1802** to edit Rachael's Party Mood **1801**, **1900**. Typically, a member can require as part of their mood information provided by a venue, as well as, information estimated or otherwise provided by another member regarding a venue. Three exemplary categories of features a member may use to define a mood include Club Features **1901**, Attendance Features **1908** and Other Features **1911**. For instance, Club Features **1901** are provided by a venue when they sign up to participate in the Hoozware System. Club Features **1901** may include such features as Atmosphere **1902**, Entertainment **1904**, Food **1905**, Services **1906**, Events **1907**, and the like. Atmosphere **1902** may include such fields as Dress code **1903**, Lighting, Romantic, Good for kids, and the like. Entertainment **1904** may include such fields as TV, Pool, Darts, Video games, Juke box, and the like. Food **1905** may include different kinds of food offerings, such as Full menu, Bar food, and the like. Services **1906** may include fields such as Coat check, Valet, and the like. Events **1907** typically lists the types of events the venue has on tap, such as Live music, Comedy, DJ music, Happy Hour, and the like.

Attendance Features **1908** are features based on the members in attendance. The Attendance Features **1908** may include Demographic Information, Social Information and Crush Information on members who are checked-in or otherwise known to be at a venue. A member can use a mood definition to rank venues based on their member filters, including filters for their Crush Matches. In FIG. 19, if a member selects (typically by clicking on it with a computer mouse) one of the underlined fields that end with an ellipsis, that opens up a "browse" window where the member may search for and select desired entries from a list of possible entries. Alternately, the member may type in the desired entry name in the box, such as the box **1910**, separating each entry with a delimiter such as a comma or semicolon.

Other Features **1911** typically include Offers, such as drink, food and cover-charge discounts. Other Features **1911** may also allow a member to rank venues based on their proximity, i.e., Club distance. The slider **1912** indicates this screen is continued.

FIG. 20 provides Review Features **2000** as another exemplary category of feature a member may use to define a mood. The Review Features **2000** may include estimates provided by members regarding the venue "scene," e.g., estimates of the crowd size, typical attendee age, gender mix, music, whether people are dancing, quality of the drinks, bar service, cover charge and the like. (How these estimates are entered will be discussed with subsequent figures.) Crowded **2001** designates the estimate for the crowd size. To require this review feature in a mood, a member selects the box **2002**. In one embodiment of the invention, the member may also set the target crowd size they are desiring. For example, if the member desires a "packed" crowd, the use the down-arrow **2003** to select the value "3" **2004**. Alternately, the member could also type a "3" directly into the associated box. The legend showing selections and their meanings is provided to the right **2005**. The slider **2006** indicates this page is continued from a previous page.

FIG. 21 provides another preference called My Alerts **2100**. My Alerts **2100** is a list of labeled criteria for specifying when, and optionally how, to notify a member of the occurrence of an event of their interest. FIG. 21 shows a list of 4 alerts: Offer at any club **2102**, Offer at current club, Check-in by a friend **2103**, Message from a crush match. Alerts may be member defined, as well as, initially populated with Hoozware System defaults. As with My Clubs **1301**, there are various selections to add and modify the list. If it is desired to modify the Check-in by a friend **2103** alert, Edit **2104** is selected. In another example, the each element of the list may be clicked on directly to select for editing.

FIG. 22 exemplifies the information a member may select when defining or editing an alert, e.g., when selecting Edit **2104** to edit Check-in by a friend **2200**, **2103**. Typically, an alert allows the member to select a Trigger Event **2201**. In this example, selecting the down-arrow **2203** causes the selectable trigger events to be listed in the box **2202**. Such selectable trigger events typically include Check-in, Offer, Message, and the like. If Check-in or Offer is selected as the trigger event, the member typically must also specify Clubs to Consider **2205**. If Check-in or Message is selected as the trigger event, the member typically must also specify the Members to Consider **2204**.

FIG. 23 provides another preference called My Location **2300**. My Location **2300** is a list of criteria for specifying which to members the Hoozware System can provide your check-in status and location. In addition to a Master Switch **2301**, FIG. 23 shows a list of five examples of groups of members that can know your location: All members **2302**,

Friends, Crush Matches, Current Club Crowd and Other members **2303**. Typically, to select one of these, a member selects the associated check box. If “Other members” **2303** is selected, the defining member enters one or more members into the box **2304** (separating each member by a delimiter) who should be given permission to know their check-in status and location. Alternately, by clicking on “Other members” **2303**, a “browse” window will open and provide a list of members to choose from.

FIG. **24** shows an exemplary menu of selections displayed on the screen **2401** of a mobile communication device **2400**, such as a mobile telephone. Typical elements on the screen include a communication signal indicator **2402** and a battery level indicator **2403**. Also in this example is a Hoozware logo **2404**, as well as, indicators for master enables for alerts **2405**, location **2406** and crush matching **2407**, and indication **2408** that the screen **2401** is displaying the Main menu.

On the Main menu **2408** of FIG. **24** are selections for Check-in **2409**, (submit or view a) Review **2410**, Check-out **2411**, (find) Clubs **2412**, (view) Offers **2413**, (find) Members **2414**, (send or read) Messages **2415**, (set or view) My Preferences **2416**, as well as set the master switches for Alerts **2417**, Location **2418** and Crush (matching) **2419**. To perform a club search, Clubs **2412** is selected. In general, to select an option, if the screen **2401** of the mobile communication device **2400** is a touch-sensitive screen, the desired option is typically tapped with a stylus. If the screen **2401** is not touch sensitive, then typically a button on the mobile communication device **2400** is used to navigate between options, and another button, typically labeled “OK”, is used to select the desired option after navigating to it and highlighting it. If Clubs **2412** is selected, program control is passed to the Clubs menu.

In general, throughout much of the following figures the word “club” is used; although, it may represent the more general category of venue.

FIGS. **25-26** demonstrate how to search for and select a particular club using a mobile communication device; where, in this example, the selected club is referred to as “Dragon Bar.”

FIG. **25** is the Clubs **2500** menu. An exemplary label for the screen is Club Finder **2501**. To do a search the member must select the desired field under Consider only **2502**. Typically, Consider only **2502** refers to geographical regions used to narrow the search space. In the example of FIG. **25**, box **2504** is a drop-down box of choices. To drop down the box **2502**, typically a down-arrow **2503**, or equivalent icon, is used. Typically when the box **2504** is dropped down, a button on the mobile communication device **2400** is used to navigate between the selections, and the “OK” button is used again to select the desired option after navigating to it and highlighting it. Alternately, if the list of selections is short, a separate check-box can be displayed for each selection. Typical choices for the box **2504** include neighborhoods, cities and other geographically identifiable regions. Although not shown in this example, there can be a “state” box or other box to first narrow down the geographical region to a more manageable area. In this example, the neighborhood called SF-Mission is selected. Other example options include All Clubs, My Fave Clubs, etc.

Next, the box **2507** corresponding to Ranking Mood **2505** is selected, typically using the down-arrow **2506**. In this example, Rachael’s Party Mood is selected, although, any previously defined mood from My Moods may be selected, such as Closest Distance, Most Members, Most Friends, etc. The box **2507** may also include a selection called “Define/edit mood,” or equivalent, which allows the member to define a

new mood or edit an existing mood. Once the geographical region and mood are selected, the member selects Search **2508**. Alternately, if the name of the desired club is known, it may be entered in the box **2510** under the Name or street **2509** title, and then selecting Lookup **2511**. Alternately, if the name of the desired street one or more clubs are on is known, the street name (optionally with the street number) may be entered in the box **2510** followed by selecting Lookup **2511**. If just a street name is entered, typically a list of all clubs located on that street will be displayed.

Back **2512** may be used to go back to the previous screen. If the screen is being displayed in a web browser, the browser typically will have such a “back” capability built in. Select **2513** may be used to select a highlighted element of the interface.

FIG. **26A** is a repeat of FIG. **25** with Search **2600**, **2508** highlighted. When selected, the Club Search **2601** menu of FIG. **26B** is displayed. In this example, as indicated by the heading **2602**, there are 192 clubs that are sorted, where only the first five are displayed (e.g., due to screen space constraints). The club with the highest rank in this example is Dragon Bar **2603**, with a ranking (i.e., “closeness match”) score of 89% **2604**. In this example, to display the next five lower ranked clubs Next **2605** is selected. To display a map showing the geographical location of a club, and optionally other information of interest about the club, a club is highlighted (as Dragon Bar **2603** is highlighted) and Map **2606** is selected.

FIGS. **27-36** illustrate various aspects and characteristics of the club referred to as “Dragon Bar” all displayed on a mobile communication device. In particular, FIG. **30** shows three curves versus time: the total number of men at the club, the total number of women at the club and the overall total number of members at the club.

If the highlighted club Dragon Bar **2603** in FIG. **26B** is selected, the menu for Dragon Bar **2700** is displayed. At the bottom, the Search Score **2712** value of 89% is displayed. At a club menu such as this menu for Dragon Bar **2700**, there are four selections to choose from: Crowd **2701**, Reviews **2703**, Offers **2703** and Description **2704**. Next to Crowd **2701** is a brief summary of demographics and related crowd information for members who are checked-in at the club. In this example: 14M **2705** indicates that the crowd checked-in at Dragon Bar includes 14 men; 17W **2706** indicates that the crowd includes 17 women; 26yrs **2707** indicates that the typical age of the crowd is 26 year old; and the number 6 followed by the heart icon indicates that the member has six people in the crowd who match their currently designated filter for crush matching. Note that the general term “typical age” is used, and the algorithm for determining it is not specified. Typical age may be determined using the average, median or some other determination, including where a portion of the higher and/or lower ages may be thrown out to avoid skewing of the number.

Next to Reviews **2702** is a brief summary of related review information, some of which is provided in real time at the club. For instance, the two solid stars and one hollow star followed by a parenthetical number 5 and the time of 10:22 P indicate that based on 5 reviews over some designated time period (e.g., the past 30-60 minutes), with the most recent review coming at 10:22 p.m. on the current day, that the average Overall Recommendation for the club is two out of a possible three stars.

Next to Offers **2703** is a number 3, indicating that the member has three offers pending for use at Dragon Bar.

If Description **2704** is selected, more general information as provided by club (e.g., Dragon Bar) is presented.

51

If Crowd **2701** is selected as shown in FIG. 27, the Crowd **2800** menu is shown as exemplified in FIG. 28. The top summary heading **2801** indicates that there are currently **31** members checked-in at Dragon Bar, and 23 of the members have information that is viewable to the member using the phone. To sort the viewable members, the viewing member fills in the Show **2802** box **2804** using the drop-down arrow **2803** to select Crush Matches. The resulting members may be further limited by selecting the box **2805** to show Only members with Photos.

Based on these elections in this example, summary information for all four resulting members is displayed. The first entry **2806** in the list for robinhood has a number of identifying icons displayed. The camera icon **2807** indicates that this member has at least one photograph. Alternately, depending on data and screen refresh rates, a thumbnail of the photo may be displayed.

The check-mark icon **2808** indicates that the member is checked-in (which is actually redundant information here, since this list is already known to be a list of members checked-in at Dragon Bar).

The circle **2809** with the cross in it indicates check-in Location visibility: shaded means check-in Location is visible, where if the left side is shaded it means the other member's check-in Location is visible to you, and where if the right side is shaded, it means your check-in Location is visible to them. In a simpler embodiment, a fully shaded circle **2809** means your check-in Location is visible to the indicated member.

The heart **2810** indicates Crush Information visibility and Crush Matches: shaded means that Crush Information is visible, and blinking means "is a Crush Match." If the left side of the heart is visible/blinking it means the other member's Crush Information is visible to you/you are one of their Crush Matches; if the right side of the heart is visible/blinking it means your Crush Information is visible to them/they are one of your Crush Matches. In a simpler embodiment, a fully shaded heart **2810** means the indicated member passes your selected Crush Match filter.

The M,29 indicates that robinhood is a 29-year-old male.

Besides Crush Matches, examples of other selectable options for box **2804** include: All Viewable, Friends, Same Hometown, Cool Guys, Women, Demographics or any other defined filter or system keyword, etc.

FIG. 29 is the Crowd menu similar to FIG. 28 but where next to Show **2900** the option Demographics **2902** is selected using the down-arrow **2901**. Gender **2903**, Age **2904** and Distance **2905** information are then summarized, with the option to graph the information. Distance **2905** indicates how far the crowd individuals who are checked-in live from you as calculated using Zipcodes. Associated with Gender **2903** is the Graph **2906** selection.

FIG. 30 exemplifies the Gender vs. Time **3001** plot that is displayed in a Graph **3000** screen when Graph **2906** of FIG. 29 is selected. The solid curves to the left of the "Now" **3009** vertical line are actual data for the current evening; the dotted curves to the right of the "Now" **3009** vertical line show historic data for the same night of the week. The abscissa **3003** is a time axis and the ordinate **3002** is the # People axis. The legend for the three curves is provided by the box **3004**. The curve **3005** designated by X represents Women; the curve **3006** designated by + represents Men; and the curve **3007** designated by represents the total of Men and Women. This plot shows that at approximated 10:00 p.m. the number of men begins to exceed the number of women present. This plot also shows that historically, between 11:30 p.m. and midnight that the number of women stops increasing and starts to

52

decrease. Attendees may find this information useful in helping to determine when they want to arrive or leave, and club managers may use such information to determine when they want to send out offers to men and to women to achieve more desirable curves.

FIG. 31 is similar to FIG. 27, except that now Reviews **3100** is selected which brings up the Reviews menu **3200** of FIG. 32. In FIG. 32, the heading **3201** indicates that there are 42 reviews. Reviews include real-time, member-submitted Surveys, which are estimates of the club scene. Reviews also include Postings, which include (overall) Recommendations, Comments, Media, and the like. Using drop-down arrow **3202** Recommendations is selected in the box **3203** in the Show heading **3204**. The (overall) Recommendation Average heading **3205** indicates that the recommendation average for the club (i.e., Dragon Bar) is two out of a possible three stars based on five reviews going back in time (e.g., 30-60 minutes) from 10:22 p.m. There are 18 recommendations where the first 10 are displayed. The slider **3209** indicates that if you scroll the screen down you will see the remainder of the first 10 recommendations.

Each individual review may be summarized with the Display name of the submitting member, a submission timestamp and how many reviews the member has submitted. A particular review may be selected to see its details. As shown previously in FIG. 28, icons indicate the existence of certain components or items of interest. In this case, the camera icon **3207** indicates that there is at least one photo associated with the first recommendation **3206** submitted at 10:22 p.m. by neotrax. Neotrax gives a one of three stars overall recommendation for the club (i.e., Dragon Bar), and s/he has submitted a total of 58 recommendations regarding various clubs so far. The text icon **3208** indicates that there is a free-form Comment associated with the third recommendation submitted at 9:53 p.m. by paintboysteve. Paintboysteve gives the club a two of three stars overall recommendation, and he has submitted 16 recommendations regarding various clubs so far.

Besides Recommendations, other Show **3294** options include: All Reviews, Crowded, Music, Dancing, Gender Mix, Age, Comments, Photos, Video Clips, Audio Clips, and the like.

FIG. 33 is similar to FIG. 27, except that now Offers **3300** is selected which brings up the Offers menu **3400** of FIG. 34. In FIG. 34, the heading **3401** indicates that the member has 3 offers at Dragon Bar. Using drop-down arrow **3403** "Earliest expiration" is selected in the box **3404** in the "Sort by" heading **3202**. The first offer **3405** indicates that the member has an offer that expires at closing time the current evening for a 2-for-1 drink. As sorted, this is the offer that expires the soonest of all offers at the club. Other "Sort by" options include: Discount level, Item type, and the like. An offer can be selected to view or redeem.

FIG. 35 is similar to FIG. 27, except that now Description **3500** is selected which brings up the Description menu **3600** of FIGS. 36A and 36B. In FIG. 36A, a text description **3601** of the club is provided. The slider **3602** indicates that the screen is continued. The screen of FIG. 36A continues in FIG. 36B and provides options to view the following about the club (i.e., Dragon Bar): Features **3604**, Events **3605**, Media **3606**, Map **3607**, Directions **3608**, and the like. The slider **3603** indicates that the screen is a continuation of another screen.

FIGS. 38-43 illustrate the various stages of the check-in involving selection of a club, estimation of the demographics of patrons at the club, evaluation of the club, the opportunity to play a game of chance to win a prize, redeeming the prize, and changing the evaluation of the club later.

Similar to FIG. 24, FIG. 37 shows the Main menu 3700 on a mobile communications device except that now Check-in 3701 is selected which brings up the Check-in menu 3800 of FIG. 38. In FIG. 38, the drop-down arrow 3802 is used to select a club entry in the box 3803 under the heading for Clubs 3801. Once a club is designated, Map 3805 may be selected to see a geographical map and optionally other information, including directions, about the designated club. Also, once inside a club and after a club is designated, Check-in 3804 may be selected to check-in to the club. Checking-in to a club is typically required to redeem offers, get a chance to "play" for a door prize, inform others where you are, and the like.

FIG. 39 is the Review menu 3900, which is part of the standard check-in procedure. A Review typically includes: (a) a mandatory real-time Survey 3901 and (b) an optional Posting 3905. The Survey is a set of questions the member checking-in is required to estimate. The Posting typically includes: (a) an Overall Recommendation, (b) free-form text Comments, and (c) Media. Media typically includes: (a) Photos, (b) Video Clips, (c) Audio Clips and (d) other documents.

The heading 3901 asks the member checking-in to submit a Survey of the club (i.e., the Dragon Bar). The Survey provides a number of questions to estimate, typically between one and six, but typically the number of questions is five. In this embodiment, the survey questions asked pertain to: Crowded 3902 (with example answers 3903 being: empty, so-so, packed, and the like), Music (with example answers being: none, recorded, DJ, live, and the like), Dancing (with example answers being: nobody, some, everyone, and the like), Gender Mix (with example answers being: mostly men (dudes), even, mostly women (chicks), and the like) and Typical Age (with example answers being: 20's, 30's, 40's & up, and the like). In this example, if the estimate of Crowded 3902 is "packed," the member would select "3" 3904 on their mobile communication device. Other survey questions may include: drink quality, drink price, cover charge, ethnic mixture, efficiency of bar service, wait to get in, and the like.

In FIG. 39, to answer a question the member presses the corresponding number on their phone. In general, there could be more or fewer questions, different members might be asked different questions and the member may respond using any convenient method or technology. In other words, in order to provide more complete demographics of all patrons at the club for others to search on, rather than relying on automatic tracking of only members (using tracking technologies such as GPS, WiFi, Bluetooth, etc.) to compile only the demographics of members checked into a club, members present at the club provide the Hoozware System with real-time estimates of various demographics categories for all patrons at the club.

Members can also provide real-time Postings of the atmosphere and other club characteristics. For instance, if there were just one member at a club with 100 patrons in attendance, when the member checked in they might provide a Survey estimating that the club was crowded; there was a rocking DJ that packed the dance floor; the club had an even mix of men and women; and the typical patron age was 20-something. Thus, a different member doing a club search would be able to assess the fact that the club atmosphere was exactly what they were looking for, even though there was only one member checked in. Of course, in the future, when most club patrons use the Hoozware System, and when GPS, WiFi, Bluetooth or any other applicable tracking technology is widely supported, the demographics that the Hoozware System associates with the club will be more accurate since such demographics will be based on a larger amount of actual member location data than mere estimation.

As a reward to the member for providing the Survey they typically get a chance to win a door prize, such as a discounted drink. After checking-in, the member must typically reconfirm their check-in periodically, e.g., every two hours, or they will be automatically checked-out. After reconfirming their check-in, they are typically granted another opportunity to win a door prize by submitting another Survey. A checked-in member may submit a Survey as often as they like, but the member's most recent Survey (or, in general, their Review) places the previous one for any compiled club averages, and the member doesn't get a chance to win a door prize more often than at a maximum frequency, which is typically every two hours.

Surveys must be submitted while at the club and using the member's mobile communication device. The optional Postings may be submitted while at the club or anytime after leaving, and may be submitted by the member's mobile communication device or from the member's account using a desktop computer.

When Posting 3905 is selected in FIG. 39, the Posting menu 4000 of FIG. 40 is brought up. The heading 4001 indicates that the following information is the Posting for Dragon Bar. Postings are optional and are attributed to the posting member. The first element of the posting is (overall) Recommendation 4002. The heading 4003 is a list of exemplary possible responses, including: lame, so-so and rocks. Of course, there can be other responses. In this example, "rocks" corresponds to entering the number "3" 4004. Free-form personalized Comments 4005 may be entered in the corresponding text box. Media 4006 may also be attached, where media includes any of a variety of elements, including but not limited to still images, moving images, sound images, presentations, combinations of the preceding, and the like.

FIG. 41 shows a game of chance given to a member after checking-in and successfully completing a Survey as part of a Review. This particular game includes a roulette wheel 4101. Typically the member will press a key on their mobile communication device to initiate spinning of the wheel roulette 4101. In this embodiment, the member has a 1-in-4 (i.e., 25%) chance of winning a 2:1 (i.e., 2-for-1) drink. If a winning sector 4102 of the roulette wheel 4101 stops at the indicator 4103, the member is informed 4104 that they have won a prize. If a member wins a prize, they receive a Prize Offer to that effect in their Offer Center that they may redeem. Typically, the member has a short limited time in which to redeem such Prize Offer in order to ensure that a member inappropriately checking-in while not at the club cannot redeem such Prize Offer before it expires.

Other games include a modified "shell game," where the member selects one of a group of items. For instance, there may be four drink shakers presented, and the member has a one-in-four (25%) chance of picking the drink shaker hiding a full drink. Typically, a club participating in the Hoozware System will cover the cost of redeeming the Prize Offer.

In more general terms, after checking-in and successfully submitting a Survey, a member present at a venue uses their mobile communication device to communicate with a computer server, where a result of the communication is associated with the member. The members' mobile communication device transmits a first signal concerning the venue to the computer server when the member is present at the venue with their mobile communication device. In response to the first signal, a second signal is transmitted from the computer server to the mobile communication device, wherein the second signal solicits an action from the member. The member then performs the action, and their mobile communication device transmits a third signal to the computer server indicat-

55

ing their action. Then, a fourth signal is transmitted from the computer server to the member's mobile communication device indicating the result of the member's action.

FIG. 42 shows how to redeem a Prize Offer. Using their mobile communication device, the winning member selects the Prize Offer in their Offer Center if it is not already being displayed. The Prize heading 4200 indicates the contents being displayed are a Prize Offer. Typically the club's logo 4201 is displayed. The type of prize won 4202 is also displayed. The heading 4203 indicates that the Prize Offer was won at 11:45 p.m. that evening at Dragon Bar. The heading 4204 indicates the details of the Prize Offer as being "Buy 1 drink, get 1 drink free." Each offer is typically tagged with a code, such as the code 4205. Prize Offers typically have a limited time by which they must be used. Here the remaining time to redeem the Prize Offer is 4:56 minutes 4206. Typical times range from one to 10 minutes, with the typical time being five minutes. The message 4207 indicates that the Coupon is deleted after usage! The Prize Offer is valid until the timer counts down to zero. During the time the Prize Offer is valid, the coupon displayed on the member's mobile communication device must be shown to a member of the club's wait staff. The wait staff should verify that the counter is not yet zero. After viewing the coupon, the member or wait staff should press the button corresponding to Done 4208 to designate the coupon as having been "used." Typically, the winning member can request a physical coupon from the wait-staff if they wish to redeem their Prize Offer at a later time.

Note that to prevent an unauthorized user from using someone else's offers, a member's Offer Center typically can only be accessed by the mobile communication device of the member associated with the offers. Further toward this goal of authenticating the redeemer of an offer, when redeeming an offer, the photo of the member associated with the offer may be displayed on the coupon.

Similar to FIG. 37, FIG. 43 shows the Main menu on a mobile communications device, except that now Review 4300 is selected which brings up the Review menu 3900 of FIG. 39, which has already been discussed in detail. Another difference in the Main menu display of FIG. 43 compared to the Main menu display of FIG. 37 is that since the member is checked-in, the heading 4301 designates that the member is Checked-in at Dragon Bar. The Main menu display of FIG. 43 also has a heading 4302 that designates that the member will be automatically checked-out in 45 minutes.

FIGS. 44-47 illustrate the use of a mobile communication device with the Hoozware System for locating and viewing other members, including "Crush" members, employing filters for the selection.

Similar to FIG. 43, FIG. 44 shows the Main menu on a mobile communications device, except that now Members 4400 is selected which brings up the Members menu 4500 of FIG. 45. An exemplary label for the screen is Member Finder 4501. To do a search the member must select the desired field under "Consider only" 4502. Typically, "Consider only" 4502 refers to groups of members or filters used to narrow the search space. In the example of FIG. 45, box 4504 is a drop-down box of choices. To drop down the box 4502, typically a down-arrow 4503, or equivalent icon, is used. Typically when the box 4504 is dropped down, a button on the mobile communication device 2400 is used to navigate between the selections, and the "OK" button is used again to select the desired option after navigating to it and highlighting it. Alternately, if the list of selections is short, a separate check-box can be displayed for each selection. Typical choices for the box 4504 include groups like Friends, Crush Matches, Blocked List, and the like, as well as filters like Same Hometown, Cool Guy

56

and the like. In this example, "Same Hometown" is selected. The member may also check the box 4505 to designate that the member search result should include "Only members with Photos."

Once the narrowing restriction in box 4504 is selected, the member may select Search 4506. Alternately, if the name (e.g., Display name, first or last name), phone or email of the desired member is known, it may be entered in the box 4507 under the "Name, phone or email" title, and then selecting Lookup 4508. If the name entered is not unique, the result will typically include a list of members passing the desired filter. The list may be sorted in a variety of way, including in alphabetical order.

FIG. 46A is a repeat of FIG. 45 with Search 4506 highlighted. When selected, the Member Search 4600 menu of FIG. 46B is displayed. In this example, as indicated by the heading, all four of the results are displayed. The member with the closest distance in this example is beachdog 4601 checked-in at Dragon Bar, at a distance of 1.2 miles away. To display information of interest about a member, the member is highlighted (as midwester is highlighted) and selected. To display a map showing the geographical location of a member, the member is highlighted (as midwester is highlighted), and Map 4602 is selected. As shown previously in FIGS. 28 and 32, icons associated with the listed members indicate the existence of certain components or items of interest.

When a member is highlighted, as is midwester in FIG. 46B, and then selected, the member's information accessible by the searching member is displayed, as shown in FIGS. 47A and 47B. Note that the slider 4714 in FIG. 47A indicates that the information displayed is continued to a subsequent screen. Likewise, the slider 4715 in FIG. 47B indicates that the information displayed is continued from a previous screen. The Display name associated with the information, in this example, midwester 4700, is displayed. The member's first name, Chris 4701, is displayed, followed by other associated information, where the display may include icons such as have already been discussed, including: Display name 4702, gender and age 4703, check-in status 4704, Location visibility 4705, Crush Match status 4706, where checked-in 4707, distance away 4708, primary photo 4709, Social Information Media 4710, Crush Information 4711 (if visible to the searching member), Postings 4712, the Social Information Statement 4713 and other information 4716 such as information the member listed in their Social Information. FIG. 47B provides selections to view or perform the following with respect to the member (i.e., midwester): add as a Friend 4717; expose your Crush Information 4718 to the member; add an Alert 4719 regarding the member; send a message 4720; expose your Location 4721 to the member; Block 4722 the member from communicating with you, and potentially from receiving any information about you; and the like.

FIGS. 48-50 illustrate the use of a mobile communication device for sending messages to other members of the Hoozware System.

Similar to FIG. 44, FIG. 48 shows the Main menu on a mobile communications device, except that now Messages 4800 is selected which brings up the Messages menu 4900 of FIG. 49. In FIG. 49, the heading 4901 indicates that the member has 4 messages. Using drop-down arrow 4902 "Earliest date" is selected in the box 4903 in the "Sort by" heading 4901. The first message 4904 indicates that the member has received a message from baddabing on Mar. 13, 2006. The message subject was to the effect that the Matrix was rocking. As sorted, this message at the top is the oldest, i.e., received the earliest. Other "Sort by" options include: Oldest date, subject, alphabetical, and the like. To choose a message to

57

view or respond to, navigation keys on the member's mobile communication device are used to highlight and select a desired message, such as the message from midwester **4905**. Alternately, to compose a new message, Compose **4906** is selected.

If the message from midwester **4905** is selected, it brings up a screen exemplified by FIG. **49B**. This screen indicates that it is Message **3 4907** and contains some summary information and icons pertaining to midwester. To view midwester, Member View **4908** is selected. To view information on the club midwester is at, Club View **4909** is selected. The message **4910**, including message subject, salutation, body and signature are displayed. The following options pertain to the currently selected message: Delete **4911** deletes the message; Previous **4912** displays the previous message in the list in FIG. **49A**; Reply **4913** opens a reply message to midwester; Next **4914** displays the next message in the list in FIG. **49A**; and Compose **4915** opens a new message.

In FIG. **49B**, Reply **4913** is highlighted. If selected, a reply message is opened as shown in FIG. **50**. Messages **5000** is the menu label. In the reply message, the recipient midwester **5002** is automatically filled in, as is the subject **5004**, salutation **5006** and signature **5010**. To choose from a variety of prompted member recipients, the To: box **5001** is selected; to choose from a variety of prompted subjects, the Subject: box **5003** is selected; choose from a variety of prompted salutations, the Salutation: box **5005** is selected; choose from a variety of prompted bodies, the Body: box **5007** is selected; choose from a variety of prompted signatures, the Signature: box **5009** is selected; and to browse for attachments, the Attach: **5011** box is selected. Alternately, any of the corresponding boxes **5002**, **5004**, **5006**, **5008**, **5010** may be filled manually by typing. To cancel the message Cancel **5013** is selected, and to send the message to the intended recipient Send **5014** is selected.

Example prompted recipients include defined groups (e.g., Friends) and other members. Example prompted subjects include: Call Me!; Check It Out!; Good Tunes!; I'm Here!; I'm Outta Here!; It's Rockin'!; Let Me Buy You A Drink!; Let's Chat!; Let's Meet!; Meet @ the Bar in 5 mins!; Nice Pics!; Nice Profile!; We Match!; Where Are You!; Wink!; You're Cute!; You're Hot!; and the like. Example prompted salutations include: Hello.; Hey.; Hi.; Hiya.; and the like. Example prompted bodies include: Cool.; I'll be there.; Maybe later.; No thanks.; Thanks.; Yes.; and the like. Example prompted signatures include the sending member's Display name, their first name, their last name, and the like.

An alternate embodiment for a message is where for each heading (To, Subject, Salutation, Body and Signature) there is (a) a drop-down box listing each of the prompted responses along with an entry that says, "Use Custom Box," and a (b) box where custom text can be entered. Typically associated with the Subject heading is a drop-down box with the list of clubs. When used, the Subject is augmented with the selected club name. Typically associated with the Signature is a box to select to "Include my mobile number." Thus, the member can easily inform the recipient of their mobile number, which otherwise is not provided to the recipient.

FIGS. **51-53** display promotional offers from the club to the members on the screen of a mobile communication device.

Similar to FIG. **48**, FIG. **51** shows the Main menu on a mobile communications device, except that now Offers **5100** is selected which brings up the Offers menu **5200** of FIG. **52A**. FIG. **52A** displays four clubs with offers awaiting the

58

member: Adaptive Path has one offer; Dragon Bar **5201** has three offers; Hemlock Tavern has one offer and Ruby Skye has one offer.

Similar to FIG. **34**, in FIG. **52B**, the heading **5202** indicates that the member has 3 offers at Dragon Bar. Using drop-down arrow **5204** "Earliest expiration" is selected in the box **5205** in the "Sort by" heading **5203**. The first offer **5206** indicates that the member has an offer that expires at closing time the current evening for a 2-for-1 drink. As sorted, this is the offer that expires the soonest of all offers at the club. Other "Sort by" options include: Discount level, Item type, and the like. An offer can be selected to view or redeem.

When an offer in FIG. **52** is highlighted and selected, as is the first offer **5206**, the offer is displayed as exemplified in FIGS. **53A** and **53B**. FIGS. **53A** and **53B** exemplify how to redeem an offer. Using their mobile communication device, a member selects the desired offer in their Offer Center (e.g., one of the offers listed in FIGS. **52A** and **52B**) if it is not already being displayed. The label of the screen in FIG. **53A** is Offers **5300**. Typically the club's logo **5301** is displayed. The type of offer **5302** is also displayed. The heading **5303** indicates that the offer is "Offer 1" at Dragon Bar. The heading **5304** indicates the details of the offer as being "Buy 1 drink, get 1 drink free." The heading **5305** indicates that the offer expires at closing on the evening of Mar. 14, 2006. To use the offer, the member selects "Use Now" **5306**.

When "Use Now" **5306** is selected, the offer heading **5303** typically changes to say the time that the offer was used **5307**, e.g., at 11:03 p.m. Each offer is typically tagged with a code, such as the code **5308**. Offers typically have a limited time by which they must be used, to prevent the member from going to multiple wait staff attempting to use the same coupon multiple times. Here the remaining time to redeem the offer is 1:56 minutes **5309**. Typical times range from one to 10 minutes, with the typical time being two minutes. The offer is valid until the timer counts down to zero. During the time the offer is valid, the coupon displayed on the member's mobile communication device must be shown to a member of the club's wait staff. The wait staff should verify that the counter is not yet zero. After viewing the coupon, the member or wait staff should press the button corresponding to Done **5310** to designate the coupon as having been "used."

FIGS. **54-75** below illustrate a how the Hoozware System operates for the venues in the second embodiment. Various modifications may be introduced for different situations, information expanded, incentives varied, and the like.

FIGS. **54-63** illustrate the fields for a venue representative to login and provide their venue account and profile information.

FIG. **54** is the login screen to access the Hoozware System. The Hoozware System in this embodiment is accessed via a web browser **5400** at the URL **5401**. Instead of the H? logo in previous figures, FIG. **54** displays a person near a magnifying glass **5402**. As is customary for login screens, the member is prompted to enter their username in the box **5403** and their password in the box **5404**. The remainder of the screen may be used for general information, advertisements, video promotions, details about the Hoozware System, and the like.

FIG. **55** is a screen labeled "Venue Console for My Venue" **5500**. Using this console, various groups of venue information may be accessed, including View information **5503**, Promotions information **5404**, My Venue Profile information **5405**, My Venue Account information **5406**, the ability to Logout **5507**, and Help **5508**. "My Venue Account" information **5406** presents a screen of information the venue (e.g., club, bar, lounge, etc.) completes. The Administrator Primary Contact information **5501** is entered in the boxes. Such con-

59

tact information typically includes a name, office telephone number, mobile number, fax number and email address. Although not shown, there may be additional fields **5502** for an Administrator Secondary Contact; Marketing Primary Contact; Marketing Secondary Contact, and the like.

FIG. **56** presents "My Venue Profile" information. Such information typically includes a box **5600** to enter the venue name, as well as address, phone, fax, website and directions box **5601**. The directions box **5601** have an associated slider bar **5602** with up/down arrows for causing the text in the directions box **5601** to scroll so the amount of text in the directions box **5601** is not limited to the box dimensions. The slider **5603** indicates that the information on this screen is to be continued.

FIG. **57** is a continuation of FIG. **56**. In FIG. **57** the venue may enter a Short Summary **5700** and a Long Summary **5701** about themselves. Typically, the Short Summary **5700** is used when displaying on small screens, such as screens of a mobile communication device; typically the Long Summary **5701** is used when displaying on large screens, such as desktop computer monitors.

FIG. **57** also allows a venue to provide media for the Hoozware System to direct to users when they request more information about a club they're considering. As shown in this embodiment, there are spots for three different media entries; however, by selecting New **5709**, new media entries may be added. In this example, the first media entry is a picture named photo1.jpg **5703**. The name of the file may be typed into the associated box. Alternately, by selecting Media1 . . . **5702** a browse window is typically opened to help locate the desired file. In this example, to delete an entire media entry the associated box **5705** is checked and then Delete **5708** is selected. The second media file in this exemplary embodiment is a sound file named sound1.wav **5706**, and the third media file in this example is a movie file named video1.wmv **5707**. Typically associated (e.g., next to) the media file is a caption. In the example of FIG. **57** the caption entered for photo1.jpg is "Our dance floor" **5704**.

Other elements typically part of the "My Venue Profile" information include an events calendar. Typically, to view or edit venue event, the venue representative selects the calendar icon **5711** or the descriptive words "Events Calendar . . ." **5710**. As before, the slider **5712** indicates this screen is continued on another.

FIG. **58** provides still more information a venue can complete for the Hoozware System to make available to users, i.e., members, and optionally to guests, of the system. Such information includes the availability and type of Food **5800**; the Atmosphere **5805**; the Dress Code **5806**; available Entertainment **5807**; the existence of a Coat Check **5808**; whether the venue is "Good for Kids" **5809**; and the like. FIG. **58** provides various example elections for each category just listed; for example, elections for the Food **5800** category may include: No food **5801**, Bar food **5803**, Full menu **5804**, and the like. To select an election such a "No food" **5801**, typically one checks the associated box **5802**. The slider **5810** at the bottom indicates that this is the last screen for My Venue Profile.

FIG. **59** provides an example embodiment of an Events Calendar **5900** which is opened when either the calendar icon **5711** or text Events Calendar . . . **5710** are selected in FIG. **57**. As displayed, two months at a time, February **5901** and March **5903**, are presented. By selecting the right arrow **5905** the two months are each incremented by one month; similarly, by selecting the left arrow **5904** the two months are each decremented by one month. The lighter colored days of February (1-12) represent days already passed, which can only be viewed but no longer edited; whereas, the darker colored days

60

(13-28) represent today into the future, which can be both viewed and edited. An underlined number, such as number **13 5902**, signifies that the number may be selected to bring up the detailed calendar for that day. Selecting (e.g., clicking on) number **13 5902** in the February 2006 calendar brings up the Current Events List **6000** of FIG. **60**. Selecting Back **5906** reverts to the previous screen.

FIG. **60** is a detailed display of an exemplary Current Events List **6000** for the date Feb. 13, 2006. Each of the four underlined events shown is summarize by five event fields, including: Type **6001**, an event Name **6002**, an event Start Time **6003**, an event End Time **6004**, and a binary indication of whether Dancing **6005** is appropriate. To delete a listed event, one selects the associated box, such as box **6013** next to Happy Your **6006**, and then selects Delete **6012**. To delete all events, one can either individually select each associated box, or select the single box **6011**, which automatically selects each box below it. To add a new event, one selects New **6014** and then completes the various event fields which appear in a new event window. The first example event listed is for Happy Hour **6006** starting at 4:00 p.m. **6008** and ending at 6:00 p.m. **6009**, where dancing is specified as not really appropriate with an entry of No **6010**. Note that the spot for a Name is left blank **6007** for this particular event.

FIG. **61** is the first of three screens (i.e., together with FIGS. **62** and **63**) that exemplify the information a venue typically enters when adding a new event, such as when New **6014** is selected in FIG. **60**. The screen in FIG. **61** is referred to as a New Event screen **6100**. First the Type **6101** of event is selected. In this example, DJ Music **6102** is specified. The down-arrow **6103** is used to expand the box of selections (as shown), which in this example include: DJ Music, Live Music, Recorded Music, Comedy Show, Dance Performance, TV Sports, Activities, Happy Hour, and the like. When any of the music choices **6105** (e.g., DJ Music **6104**, Live Music or Recorded Music) is selected, the lightly colored Genre box **6106** is displayed to provide a context-sensitive set of subsequent choices. (When displayed in context, the Genre box **6106** is not typically lightly colored, but is only lightly colored here to indicate that it remains grayed out until it is in context.) In this example, the list of music genre is so long that it has been figuratively wrapped **6108** to continue with the remainder of the selections **6109**. The genre selected in this example is Hip Hop **6107**. Other music genre choices include: 60's, 70's, 80's, 90's, A Capella, Acid, Acoustic, Alternative, Blues, Christian, Classic Rock, . . . , Soul, Techno, Vocal, and the like.

Similar to the context-sensitive music genre, if TV Sports **6110** were selected as the Type **6101**, a TV Sports list **6111** of options may be boldly displayed. Possible TV Sports choices include: Football, Baseball, Basketball, Hockey, Tennis, and the like. In this example Baseball **6112** has been selected.

Also similar to the context-sensitive music genre, if Activities **6113** were selected as the Type **6101**, an Activities list **6114** of options may be boldly displayed. Possible Activities choices include: Pool, Darts, Poker, and the like. In this example Poker **6115** has been selected. The slider **6116** indicates this screen is continued.

FIG. **62** is a continuation of the New Event screen of FIG. **61**. Here the name of the DJ event is specified as "Frenchy Lefreak" **6200**. As with venue information, event information may also have a Short Summary **6201** and a Long Summary **6202** for mobile and desktop screens, respectively. The time the Doors Open **6203** is specified, as is the Start Time **6204** and End Time **6205** for the event. Cover charge **6206** is specified as not existing based on a check in the No box **6207**. If there were a cover charge, the No box **6207** would not be

61

checked, and the lightly colored cost box **6208** and starting time **6209** for the cover charge would become boldly colored, indicating they are relevant. Dancing **6210** is specified by checking either the Yes box **6211** or No box **6213**. Since the Yes box **6211** is checked, the starting time **6212** for dancing is relevant.

If the event repeats, the Recurrence box **6214** is selected. The Recurrence box **6214** may operate like the other popular calendaring systems, such as the Recurrence option in the calendar feature of Microsoft Outlook®, where various recurrence parameters may be selected. The slider **6215** indicates that this slide is a continuation and there is still another slide to come.

FIG. **63** is the final screen example here for adding a new event, as indicated by the slider **6311** at the bottom. In this figure, various website links are provided, including a link **6300** to information the venue provides regarding the event; as well as, a link **6301** the performer (i.e., the “talent”) provides to their own website. In a similar manner that a venue added media to embellish information about them in FIG. **57**, so can a performer, or a venue, add media about an event. In FIG. **63**, the filename photo1.jpg **6303** may be typed in to the box, or the underlined word Media1 . . . **6302** may be selected to bring up a browser window to allow one to search for the desired media file in a file system. To delete a media listing, the associated box **6305** is checked and Delete **6306** is selected. Each media entry has an optional Caption, such as “Frenchy” **6304** in the photo1.jpg example. Selecting New **6307** allows a new media entry to be stored. Back **6308** caused the screen to go back to the previous display. Selecting OK **6309** causes the entered information to be stored and closes the NewEvent window; and Cancel **6310** closes the NewEvent window without storing any modifications made.

FIGS. **64-69** illustrate the fields used for presenting the demographics of members at a venue, where FIG. **65** is an illustrative graph of the data tabulated in FIG. **64**.

FIG. **64** again displays the Venue Console, with focus this time on View **6400**. In one exemplary embodiment there are three categories of View **6400**: Member Demographics **6401**, Venue Characteristics **6402** and Report **6403**. FIG. **64** shows how a member’s demographics may be specified. One can specify they are interested in member demographic data from only today (in this example, Feb. 13, 2006) **6404**. Since the associated box is not checked, the text “Today” is lightly colored. To specify a range of dates over which member demographic data should be assembled, Range **6405** is selected, as well as Start Date **6406** and End Date **6410**. One convenient way that the dates may be entered is to use the drop-down arrow **6408** to select from a list of allowable dates, including “Nov” **6407**. The month, day and year may be individually selected for both the Start Date **6406** and End Date **6410**, or, alternately, it may be convenient to select a calendar **6409** that opens a new window and allows the user to select the desired date from an image of a monthly calendar, similar to what was depicted in FIG. **59** for specifying event dates. If a range of dates is selected, different slices of the data may be selected **6411** and averaged, or otherwise mathematically operated upon. A slice of data may be selected by specifying one or more days of the week over which to perform the average. Other selections include specifying whether to use members only at the venue’s venue **6419**, or members that attended all venues **6420** over the selected day or range of days.

The Table Chooser **6412** button provides a user interface for specifying which demographic field or other parameter is of interest in the selected member data. For instance, one demographic field is total population **6413**, which may be

62

subdivided into Male population **6414** and Female population **6415**. In the associated table, each of these populations is tabulated versus time of day, where both the raw number and percent of total is presented. For instance, in cell **6417**, the total number of Females at the venue at 8:30 p.m. **6416** is 5, which corresponds to 56% of the total population of 9. Slider **6418** indicates there are subsequent slides.

If the underlined word Total in FIG. **64** is selected, the tabulated data is graphed, typically in a new window. This graph is similar to the graph previously described in FIG. **30**. The title is “Total: Members at My Venue” **6500**. The number of people **6502** is plotted on the ordinate; whereas, the time **6503** is plotted on the abscissa. The curve **6504** designated by X is for Women; the curve **6505** designated by + is for Men; and the top curve **6506** designated by O is the total number of people. The legend **6501** is provided. At roughly 10:00 p.m. **6507** the number of men surpasses the number of women at the venue, and the number of women takes a steep drop off around midnight **6508**. Selecting the underlined text for Number of People, causes the ordinate to switch from “number of people” to “percent of people”. Selecting Back **6509** causes the screen to present the previous display.

FIG. **66** is a continuation of FIG. **65** where instead of total number of people, Age **6600** and Age Range **6604** are the selected demographics to tabulate (and potentially plot). Range **6605** is 21-24 years old; cell **6606** says there are 4 people accounting for 20% of the population in the 21-24 year-old range; cell **6603** says 34.3 is the average **6601** age at 8:30 p.m. **6602**. The slider is **6607**.

FIG. **68** is a continuation where Salary **6800** is the selected demographic. Cell **6803** indicates that 7% of the member population at the venue at 8:30 p.m. **6802** makes less than \$50,000 per year **6801**. The slider is **6804**.

FIG. **67** is a continuation where Music Preference **6700** is the selected demographic. Cell **6703** indicates that 45% of the member population at the venue at 8:30 p.m. **6702** likes Hip Hop **6701**. The slider is **6704**.

FIG. **69** is a continuation where Distance Traveled **6900** is the selected demographic. Cell **6903** indicates that 30% of the member population at the venue at 8:30 p.m. **6902** traveled less than one mile **6901**. The slider is **6904**. Other member demographics which a venue may wish to select to tabulate or plot include: Education, Occupation, City, Interests, Sports Preferences, and the like.

FIGS. **70-75** provide illustrative fields for promotional activities. FIG. **70** again displays the Venue Console, with focus this time on Promotions **7000**. In one exemplary embodiment there are three categories of Promotions **7000**: New **7001**, Current **7002** and Expired **7003**. The New **7001** category assists a venue operator in defining a new promotion, including selecting to whom it will be sent. The screen asks the venue to “Select Recipients” **7004**. At any time, the total selected recipients is tallied. In this example, the total is 21,969 **7005**. To limit the number of recipients, the venue may elect to send the promotion to everyone who’s redeemed an offer at their venue within some selected time frame **7006**. The venue may also similarly limit the promotion to redemptions at any venue **7007**, which is what is being done in this example. The slider is **7008**.

Similarly, the venue may limit the promotion to people who’ve attended their venue **7000**, or any venue **7001** in some previous time frame, as shown in FIG. **71**. Similarly, the venue may limit the promotion to people who’ve attended Happy Hour at their venue **7002**, or any venue **7003**. The slider is **7004**.

FIG. **72** allows the venue to further limit the number of promotion recipients by member demographics **7200**, such as

63

Gender **7202**, Age **7206**, Distance **7207**, whether the member's on the venue's VIP list **7209**, the type of Music they like, their Salary, Education, Occupation, Sports interests, Outdoor Activities, Other Interests, City, and the like.

Note: When one clicks on an underlined label followed by " . . . ", and further followed by a box with up/down arrows, they get a selection box similar to what they get when one clicks on "To . . . " while addressing an email in Outlook. Also, a check box is automatically unchecked if a list is specified.

FIG. **73** demonstrates how to Select a Promotion **7300**. First the Type **7301** is selected, such as: 2 for 1, Free, Discount, and the like. Next the item **7304** the Type applies to is designated, such as All Drinks, Beer/Wine, Well Drinks, Admission, Food Item, Merchandise, and the like. Next, if appropriate, a Discount **7305** is selected, where the Discount **7305** is specified in dollar amounts or percentage **7307**. Typically a minimum is set for each to make sure a member gets a good offer and not just a useless advertisement. The venue may also select that a discount only applies to a second or lesser-priced item **7308**. Short **7310** and long **7311** logos may also be specified to be associated with the promotion.

In FIG. **74** allows the venue to select dates **7400** that the promotion is sent out **7401**, the promotion begins **7405**, expires **7406**, and whether there is a Recurrence **7407**. Any of the type of date entry techniques already described or otherwise convenient may be employed. If the number of recipients is greater than desired based on the other types of limitations previously discussed, the venue may limit the recipients **7408** by requiring that the promotion fit a budget **7409**, that the number of recipients not exceed a limit **7412**, that the number of redemptions of the offer not exceed a limit **7415**, and the like. Any number entered in box **7412** is reflected in the line **7414**. When all the promotion parameters are specified, the venue reviews the promotion **7416**.

FIG. **75** displays a user friendly summary of the promotion in the area **7500**. The promotion can be saved **7501** for later, printed **7502**, canceled **7504**, or submitted **7505**, and the like.

It is evident from the above description that the subject invention provides for an effective and efficient way for people and venues to communicate for increasing the enjoyment of individuals in visiting venues and for enhancing revenues received by the clubs. The ability to evaluate a particular venue before traveling to the venue encourages individuals to participate in the activities of the venues. Individuals are informed as to the demographics at a venue and available rewards at the venue. The system provides for location based marketing and social networking in a unique and more efficient way as compared to prior methods.

All publications and patent applications cited in this specification are herein incorporated by reference as if each individual publication or patent application were specifically and individually indicated to be incorporated by reference.

Although the foregoing invention has been described in some detail by way of illustration and example for purposes of clarity of understanding, it will be readily apparent to those of ordinary skill in the art in light of the teachings of this invention that certain changes and modifications may be made thereto without departing from the spirit or scope of the appended claims.

What is claimed is:

1. A system for providing a service to venues where people aggregate, said system comprising members associated with an organization for processing and transmitting information to said venues, said members or non-members, said members

64

having mobile communication devices, said system requiring at least one member to attend a venue, said system comprising:

a data processor, said data processor:

(1) receiving real-time data comprising information about a venue or attendees at said venue from a mobile communication device of at least one member presently or recently at said venue; and

(A) processing said real-time data by (a) correlating said information about said attendees at said venue with trait information of said member on said data processor, or (b) combining real-time data from a plurality of members, when said data processor receives real-time data comprising information about said attendees at said venue from a mobile communication device of at least a second member presently or recently at said venue;

said processing to provide processed data comprising a demographic of said attendees at said venue; and communicating to a recipient said processed data;

(B) communicating to a recipient said real-time data comprising a demographic of said attendees at said venue; or

(C) combining real-time data comprising a characteristic of said venue from a plurality of members to provide a combined characteristic of said venue, when said data processor receives real-time data comprising a characteristic of said venue from mobile communication devices of a plurality of members presently or recently at said venue; and communicating to a recipient said combined characteristic of said venue;

or

(2) comprising information of a reward; performing in the following order:

prior to a member being in a venue, informing said member of said reward that is receivable upon said member indicating in real time said member's presence in said venue;

receiving said indicating from a mobile communication device of said member, whereby said reward becomes receivable;

processing said indicating to provide processed data comprising (A) the real-time location of said member, (B) a trait of said member, wherein said data processor comprises said trait, (C) a demographic of attendees at said venue, wherein said data processor comprises said demographic of attendees at said venue, or (D) a combined characteristic of said venue, wherein said data processor comprises said combined characteristic of said venue; and

communicating to a recipient said processed data.

2. A method for providing a service to venues where people aggregate, said people comprising members associated with an organization for processing and transmitting information to said venues, said members or non-members, said members having mobile communication devices, said method requiring at least one member to attend a venue, said method employing a data processor:

(1) receiving real-time data comprising information about a venue or attendees at said venue from a mobile communication device of at least one member presently or recently at said venue; and

(A) processing said real-time data by (a) correlating said information about said attendees at said venue with trait information of said member on said data processor, or (b) combining real-time data from a plurality of

65

members, when said data processor receives real-time data comprising information about said attendees at said venue from a mobile communication device of at least a second member presently or recently at said venue;

said processing to provide processed data comprising a demographic of said attendees at said venue; and communicating to a recipient said processed data;

(B) communicating to a recipient said real-time data comprising a demographic of said attendees at said venue; or

(C) combining real-time data comprising a characteristic of said venue from a plurality of members to provide a combined characteristic of said venue, when said data processor receives real-time data comprising a characteristic of said venue from mobile communication devices of a plurality of members presently or recently at said venue; and communicating to a recipient said combined characteristic of said venue;

or

(2) comprising information of a reward; performing in the following order:

prior to a member being in a venue, informing said member of said reward that is receivable upon said member indicating in real time said member's presence in said venue;

receiving said indicating from a mobile communication device of said member, whereby said reward becomes receivable;

processing said indicating to provide processed data comprising (A) the real-time location of said member, (B) a trait of said member, wherein said data processor comprises said trait, (C) a demographic of attendees at said venue, wherein said data processor comprises said demographic of attendees at said venue, or (D) a combined characteristic of said venue, wherein said data processor comprises said combined characteristic of said venue; and communicating to a recipient said processed data.

3. A system for providing a service to venues where people aggregate, said system comprising members associated with an organization for processing and transmitting information to said venues, said members or non-members, said members having mobile communication devices, said system requiring at least one member to attend a venue, said system comprising:

a data processor, said data processor:

receiving real-time data comprising information about a venue or attendees at said venue from a mobile communication device of at least one member presently or recently at said venue; and

(A) processing said real-time data by (a) correlating said information about said attendees at said venue with trait information of said member on said data processor, or (b) combining real-time data from a plurality of members, when said data processor receives real-time data comprising information about said attendees at said venue from a mobile communication device of at least a second member presently or recently at said venue;

said processing to provide processed data comprising a demographic of said attendees at said venue; and communicating to a recipient said processed data;

(B) communicating to a recipient said real-time data comprising a demographic of said attendees at said venue; or

66

(C) combining real-time data comprising a characteristic of said venue from a plurality of members to provide a combined characteristic of said venue, when said data processor receives real-time data comprising a characteristic of said venue from mobile communication devices of a plurality of members presently or recently at said venue; and communicating to a recipient said combined characteristic of said venue.

4. A system according to claim 3 consisting of (A), wherein said recipient comprises members.

5. A system according to claim 3 consisting of (B), wherein said recipient comprises members.

6. A system according to claim 3 consisting of (C), wherein said recipient comprises members.

7. A system according to claim 3, wherein said communicated demographic of attendees at said venue or said communicated combined characteristic of said venue is for the present time.

8. A system according to claim 3, wherein said communicated demographic of attendees at said venue or said communicated combined characteristic of said venue is for a recent time.

9. A system according to claim 3, wherein said communicated demographic of attendees at said venue or said communicated combined characteristic of said venue is for a past specific time.

10. A system according to claim 3, wherein said communicated demographic of attendees at said venue or said communicated combined characteristic of said venue is for a future specific time.

11. A system according to claim 3, wherein said data processor comprises (a) a computer server or (b) a processor in said mobile communication device.

12. A system according to claim 3, wherein said data processor comprises information of a reward and informs said member of said reward receivable by said member for (a) providing said trait information, (b) providing said real-time data, (c) providing said demographic of attendees, (d) providing said characteristic of said venue, (e) accepting a venue's promotion, (f) accepting a sponsor's promotion, (g) recruiting new members or (h) having become a member of said organization.

13. A system according to claim 12, wherein said reward is receivable at said venue.

14. A system according to claim 12, wherein said reward comprises promotional material, rewards points, cash, credit, a coupon, a discount or organization honors.

15. A system according to claim 14, wherein said promotional material comprises, or said rewards points are used to receive, drink specials, cover charge discounts, access to VIP lounges, transportation offers, parking specials, food specials, merchandise offers, lodging specials, music downloads, passes to events or retail gift cards.

16. A system according to claim 15, wherein said data processor comprises (a) a computer server or (b) a processor in said mobile communication device.

17. A system according to claim 12, wherein said reward comprises organization honors.

18. A system according to claim 3, wherein said real-time data comprises said member's estimate of at least one of the following demographics of attendees at said venue: crowd size, gender mix, average age, ethnic mixture, and number of people dancing.

19. A system according to claim 3, wherein said real-time data comprises said member's estimate of at least one of the following real-time characteristics of said venue: drink qual-

67

ity, drink price, drink specials, expensiveness, cover charge, coat check, type of music, genre of music, efficiency of bar service, wait to get in, atmosphere, lighting, attire, drinks and food available, dancing, closing time, comment, photo, audio clip, video clip, rating, and overall recommendation.

20. A system according to claim 3, wherein said data processor transmits member-intended information to a requesting member, said member-intended information based on any of the following being communicated to said data processor as desired or ranked by said requesting member: a specified demographic of attendees, a specified venue characteristic, closest venue to member's current location, most offers available, available offers, most drink specials, a specified member present, most members present, most or fewest male members present, most female members present, highest percentage of single females, most friends in attendance, a specified typical age range, highest rating from other members, best match to custom demographic, ladies/guys night, rowdy atmosphere, quiet atmosphere, dancing, live music, comedy, happy hour, sports, a specified music genre playing, no cover charge, inexpensive drinks, or high quality of bar service.

21. A system according to claim 3, wherein said real-time data is received in response to a prompt transmitted to said mobile communication device from said data processor after said member indicates said member's presence in said venue.

22. A system for providing a service to venues where people aggregate, said system comprising members associated with an organization for processing and transmitting information to said venues, said members or non-members, said members having mobile communication devices, said system requiring at least one member to attend a venue, said system comprising:

a data processor, said data processor:

receiving real-time data comprising information about attendees at said venue from a mobile communication device of at least one member presently or recently at said venue, said real-time data comprising location information of said member provided by

(1) a position-sensing device, or

(2) said member checking-in using said mobile communication device;

correlating said location information with trait information of said member on said data processor to provide a demographic of attendees at said venue; and

communicating to a recipient said demographic of attendees at said venue.

23. A system according to claim 22 consisting of (1).

24. A system according to claim 22 consisting of (2).

25. A system according to claim 22, wherein said data processor determines, for a plurality of members indicating their presence at said venue, a statistic of the trait categories of said indicating members.

26. A system according to claim 25, wherein said statistic comprises the number of said indicating members or the percentage of said indicating members possessing a specified trait.

27. A system for providing a service to venues where people aggregate, said system comprising members associated with an organization for processing and transmitting information to said venues, said members or non-members, said members having mobile communication devices, said system requiring at least one member to attend a venue, said system comprising:

a data processor, said data processor:

comprising information of a reward;

performing in the following order:

68

prior to a member being in a venue, informing said member of said reward that is receivable upon said member indicating in real time said member's presence in said venue;

receiving said indicating from a mobile communication device of said member, whereby said reward becomes receivable;

processing said indicating to provide processed data comprising (A) the real-time location of said member, (B) a trait of said member, wherein said data processor comprises said trait, (C) a demographic of attendees at said venue, wherein said data processor comprises said demographic of attendees at said venue, or (D) a combined characteristic of said venue, wherein said data processor comprises said combined characteristic of said venue; and

communicating to a recipient said processed data.

28. A system according to claim 27, each member of a plurality of said members indicating in real time their presence in said venue, wherein the real-time location of each member of said plurality is determined from said indicating and correlated with trait information of each member of said plurality to provide said demographic of attendees at said venue.

29. A system according to claim 27, wherein said communicated demographic of attendees at said venue or said communicated combined characteristic of said venue is for the present time.

30. A system according to claim 27, wherein said communicated demographic of attendees at said venue or said communicated combined characteristic of said venue is for a recent time.

31. A system according to claim 27, wherein said communicated demographic of attendees at said venue or said communicated combined characteristic of said venue is for a past specific time.

32. A system according to claim 27, wherein said communicated demographic of attendees at said venue or said communicated combined characteristic of said venue is for a future specific time.

33. A system according to claim 27, wherein said data processor comprises (a) a computer server or (b) a processor in said mobile communication device.

34. A system according to claim 27, wherein said data processor transmits to said mobile communication device that said reward is receivable.

35. A system according to claim 27, wherein said indicating comprises a checkin.

36. A system according to claim 35, wherein said checkin consists of indication of said venue.

37. A system according to claim 35, wherein said checkin comprises a survey of said venue.

38. A system according to claim 35, wherein said checkin comprises a rating of said venue.

39. A system according to claim 27, wherein said indicating comprises location information manually entered into said mobile communication device.

40. A system according to claim 35, wherein said reward comprises rewards points, and upon said data processor receiving said checkin, goods or services at said venue becoming redeemable using said rewards points.

41. A system according to claim 27, wherein said reward is provided by said venue or a sponsor, said reward receivable at said venue.

42. A system according to claim 27, wherein said reward is provided by said organization.

69

43. A system according to claim 27, wherein said venue or a sponsor has a communication device accessing an application provided by said organization for selecting mobile communication devices of members to which to transmit said information of a reward, said reward receivable at said venue. 5

44. A system according to claim 43, wherein said selecting is based on (a) a demographic of attendees at said venue, (b) a characteristic of said venue, (c) a trait of a member, (d) a behavior of a member, (e) the location of a specified member or (f) instructions provided by said venue or sponsor. 10

45. A system according to claim 27, wherein said informing is for: (a) providing trait information, (b) providing behavior information, (c) providing location information, (d) providing a demographic of attendees, (e) providing characteristic information, (f) accepting a venue's promotion, (g) accepting a sponsor's promotion, (h) recruiting new members or (i) having become a member of said organization. 15

46. A system according to claim 27, wherein said reward comprises promotional material, rewards points, a game, cash, credit, a coupon, a discount or organization honors. 20

47. A system according to claim 46, wherein said promotional material comprises, or said rewards points are used to receive, drink specials, cover charge discounts, access to VIP lounges, transportation offers, parking specials, food specials, merchandise offers, lodging specials, music downloads, passes to events or retail gift cards. 25

48. A system according to claim 27, wherein said reward comprises promotional material, information of said promotional material is received by said data processor from said venue or a sponsor, and said promotional material becomes receivable at said venue using said mobile communication device. 30

49. A system according to claim 27, wherein said indicating does not comprise a request to receive said reward.

50. A system according to claim 27, wherein said member is required to receive said reward within a limited time period to ensure said member (a) is at said venue when providing said indicating, or (b) does not receive said reward multiple times. 35

51. A system according to claim 27, wherein said informing uses said mobile communication device, a laptop computer or a desktop computer; said reward includes a drink discount, a food special, a cover-charge discount or rewards points; said indicating is by checking-in using said mobile communication device; and said reward is redeemed using said mobile communication device. 40

52. A method for providing a service to venues where people aggregate, said method employing members associated with an organization for processing and transmitting information to said venues, said members or non-members, said members having mobile communication devices, said method requiring at least one member to attend a venue, said method employing a data processor comprising information of a reward, said data processor performing in the following order: 45

prior to a member being in a venue, informing said member of said reward that is receivable upon said member indicating in real time said member's presence in said venue; receiving said indicating from a mobile communication device of said member, whereby said reward becomes receivable; 60

70

processing said indicating to provide processed data comprising (A) the real-time location of said member, (B) a trait of said member, wherein said data processor comprises said trait, (C) a demographic of attendees at said venue, wherein said data processor comprises said demographic of attendees at said venue, or (D) a combined characteristic of said venue, wherein said data processor comprises said combined characteristic of said venue; and

communicating to a recipient said processed data.

53. A method for providing a service to venues where people aggregate, said method employing members associated with an organization for processing and transmitting information to said venues, said members or non-members, said members having mobile communication devices, said method requiring at least one member to attend a venue, said method employing a data processor comprising a game and information of a reward for a successful result of said game, said data processor performing in the following order:

prior to a member being in a venue, informing said member of said game and said reward being offered upon said member indicating in real time said member's presence in said venue;

receiving said indicating from a mobile communication device of said member;

providing said member said game;

receiving the result of said member playing said game;

determining whether said result is successful;

informing said member or said venue whether said result is successful;

processing said indicating to provide processed data comprising (A) the real-time location of said member, (B) a trait of said member, wherein said data processor comprises said trait, (C) a demographic of attendees at said venue, wherein said data processor comprises said demographic of attendees at said venue, or (D) a combined characteristic of said venue, wherein said data processor comprises said combined characteristic of said venue; and

communicating to a recipient said processed data.

54. A method according to claim 53, wherein when said result is successful, said data processor informing said member that said reward is receivable.

55. A method according to claim 54, wherein said member is required to receive said reward at said venue within a limited time period to ensure said member is at said venue when playing said game.

56. A method according to claim 53, wherein prior to providing said member said game, receiving from said mobile communication device a demographic of attendees at said venue.

57. A method according to claim 53, wherein said game is a game of chance.

58. A method according to claim 53, said providing being to said mobile communication device.

59. A method according to 53, wherein said data processor comprises (a) a computer server or (b) a processor in said mobile communication device.

* * * * *