



US008708809B2

(12) **United States Patent**
Sanford et al.

(10) **Patent No.:** **US 8,708,809 B2**

(45) **Date of Patent:** **Apr. 29, 2014**

(54) **SYSTEMS AND METHODS FOR ADMINISTRATION OF NON-WAGERING ACCOUNT ASSOCIATED WITH GAMING ENVIRONMENT**

(71) Applicants: **Vantiv LLC**, Cincinnati, OH (US);
Sightline Interactive LLC, Las Vegas, NV (US)

(72) Inventors: **Kirk E. Sanford**, Las Vegas, NV (US);
Thomas M. Sears, Henderson, NV (US); **Omer Sattar**, Las Vegas, NV (US)

(*) Notice: Subject to any disclaimer, the term of this patent is extended or adjusted under 35 U.S.C. 154(b) by 0 days.

(21) Appl. No.: **14/033,493**

(22) Filed: **Sep. 22, 2013**

(65) **Prior Publication Data**

US 2014/0094284 A1 Apr. 3, 2014

Related U.S. Application Data

(60) Provisional application No. 61/744,564, filed on Sep. 28, 2012.

(51) **Int. Cl.**
G06Q 20/02 (2012.01)

(52) **U.S. Cl.**
USPC **463/25; 705/39; 705/40**

(58) **Field of Classification Search**
USPC **463/25; 705/39, 40**
See application file for complete search history.

(56) **References Cited**

U.S. PATENT DOCUMENTS

8,201,229 B2	6/2012	Ruppert et al.	
8,282,468 B2	10/2012	Huntley et al.	
2002/0152125 A1 *	10/2002	Goedde	705/22
2006/0211488 A1	9/2006	Walker et al.	
2008/0113776 A1	5/2008	Sommer	
2008/0139306 A1	6/2008	Lutnick et al.	
2009/0048012 A1	2/2009	Patel et al.	
2010/0076892 A1	3/2010	Babi et al.	
2011/0145139 A1 *	6/2011	Valdes et al.	705/39
2011/0231314 A1	9/2011	Sears et al.	
2012/0123943 A1 *	5/2012	Potts et al.	705/44
2012/0166265 A1	6/2012	Rowe et al.	
2012/0191977 A1 *	7/2012	Foster et al.	713/170
2013/0046675 A1 *	2/2013	Chiulli et al.	705/37
2013/0311376 A1 *	11/2013	Blair et al.	705/44

OTHER PUBLICATIONS

"Sightline Payments Along With Industry Leading Partners Announces Loyalty Card Plus Prepaid Card for the Gaming Industry"; <<http://www.businesswire.com/news/home/20120926006091/en>>; Sep. 26, 2012; 2 pages.

* cited by examiner

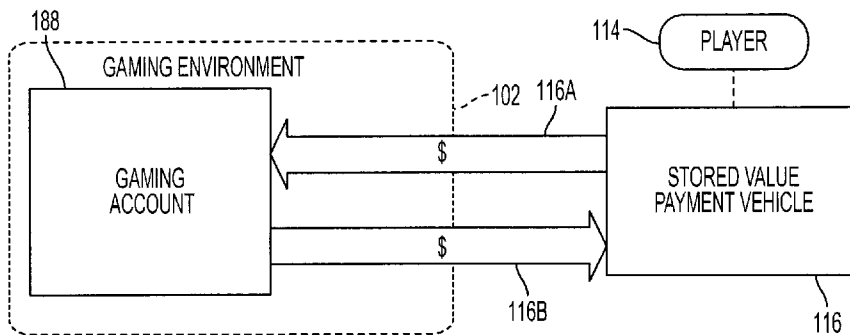
Primary Examiner — Pierre E Elisca

(74) *Attorney, Agent, or Firm* — Ulmer & Berne LLP

(57) **ABSTRACT**

A transaction facilitation system is disclosed that is configured to affect substantially real-time crediting and debiting of a gaming accounts maintained within a gaming environment and structured to communicate by a private restricted communication link with an issuing financial institution of a stored value account to effect real-time crediting and debiting of the stored value account. Financial transactions using the stored value account can be and used customer relationship purposes.

26 Claims, 16 Drawing Sheets



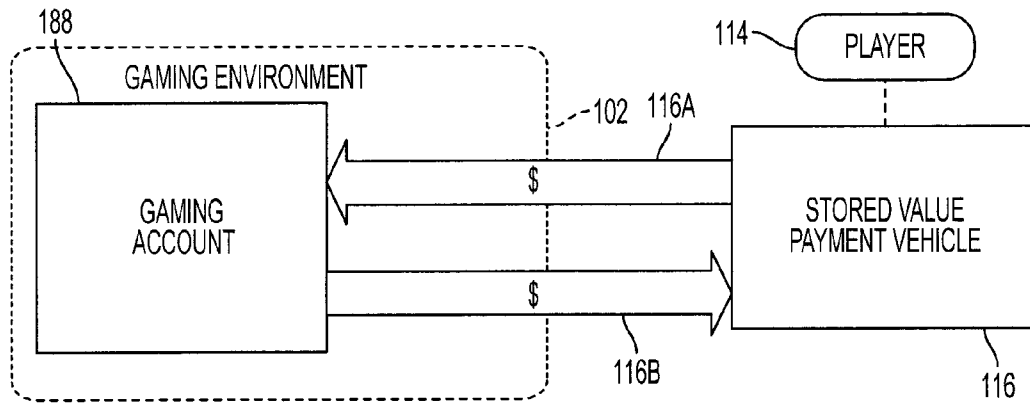


FIG. 1

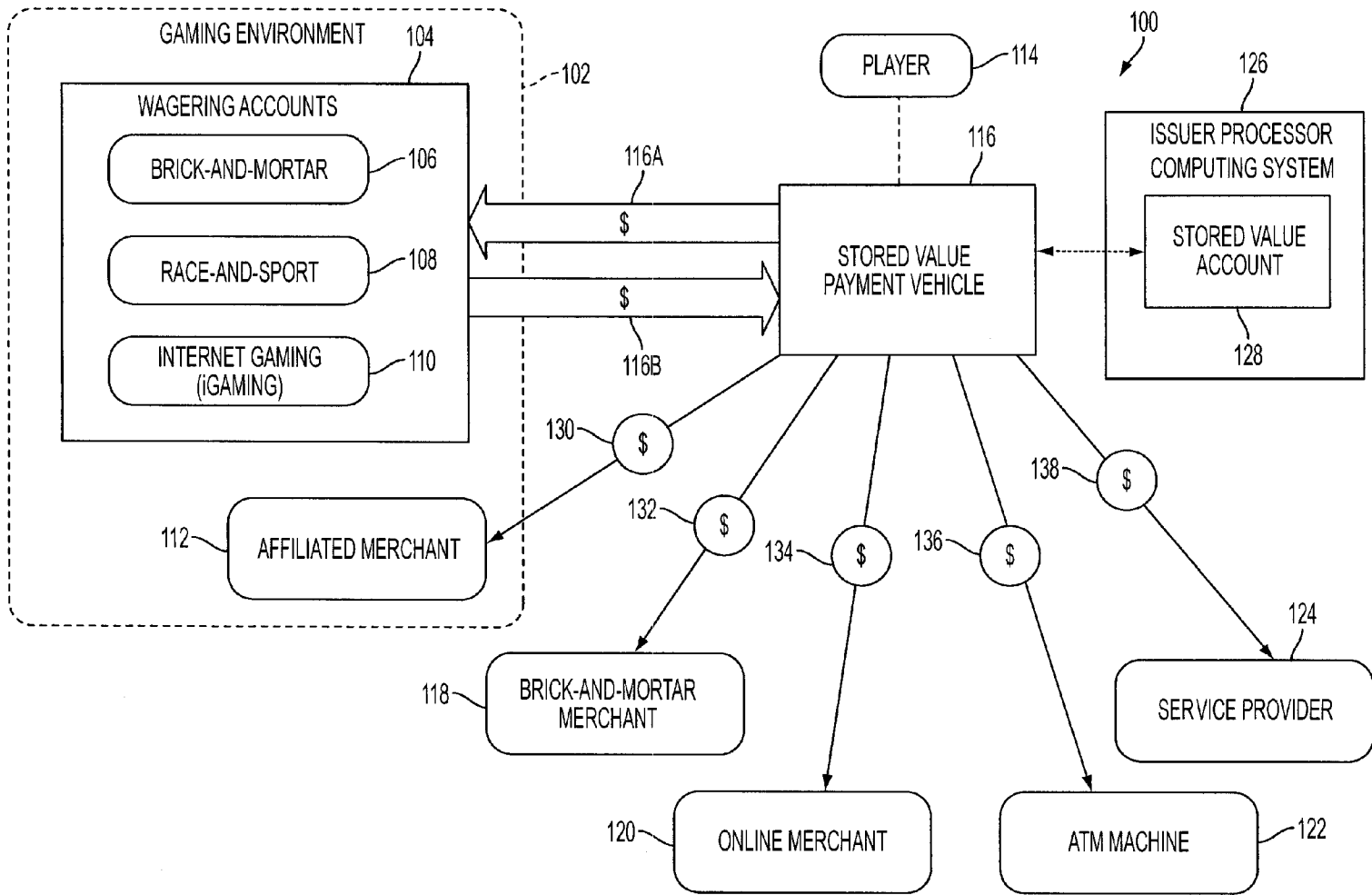


FIG. 2A

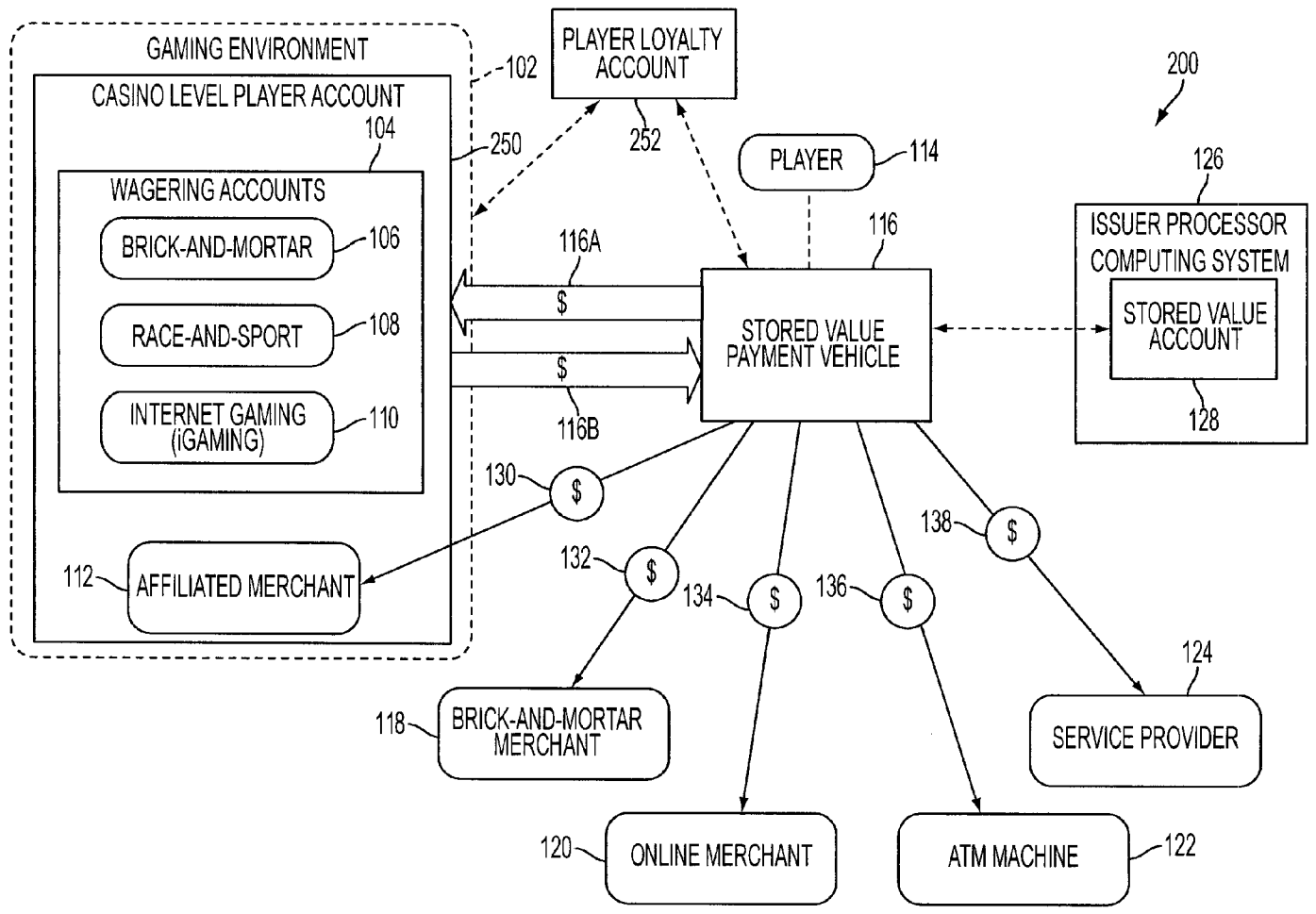


FIG. 2B

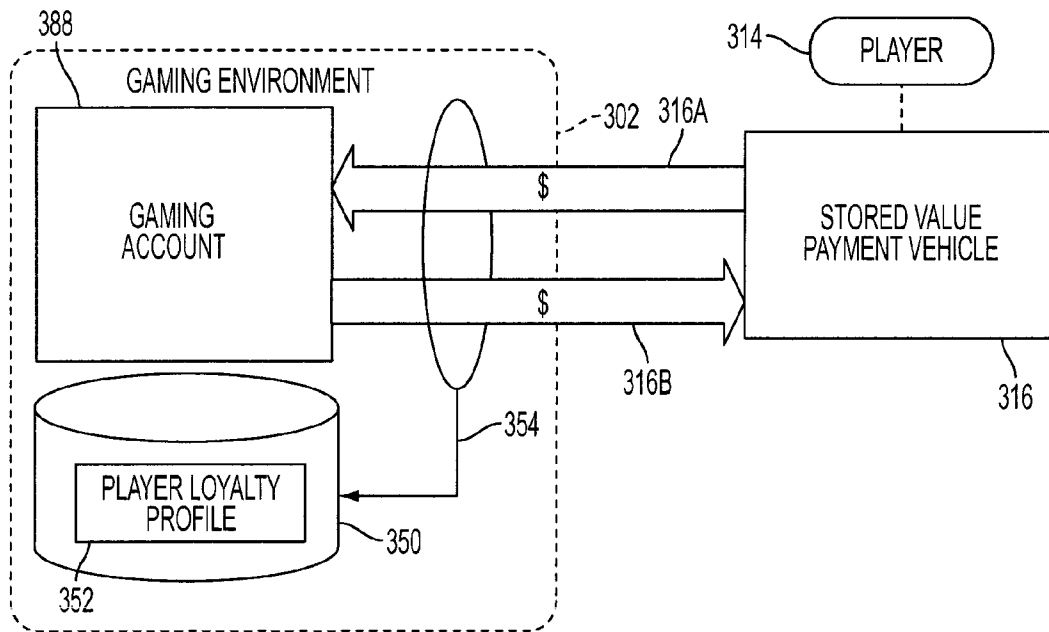


FIG. 3

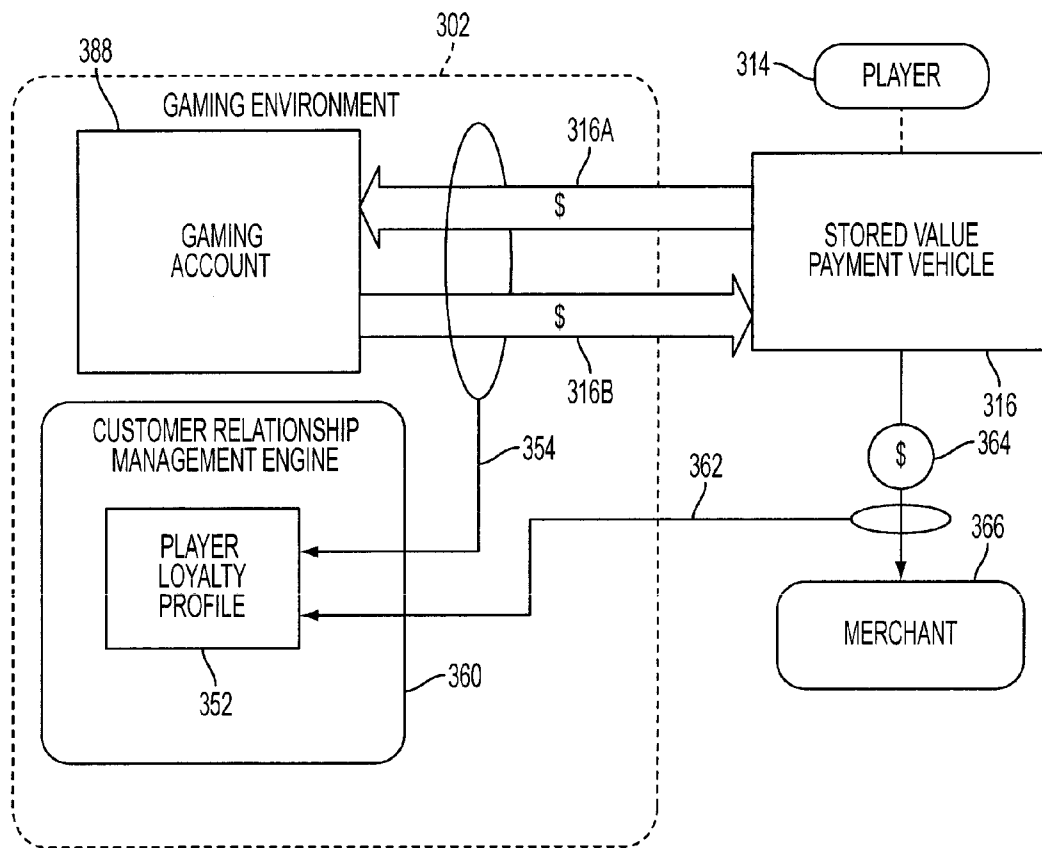


FIG. 4

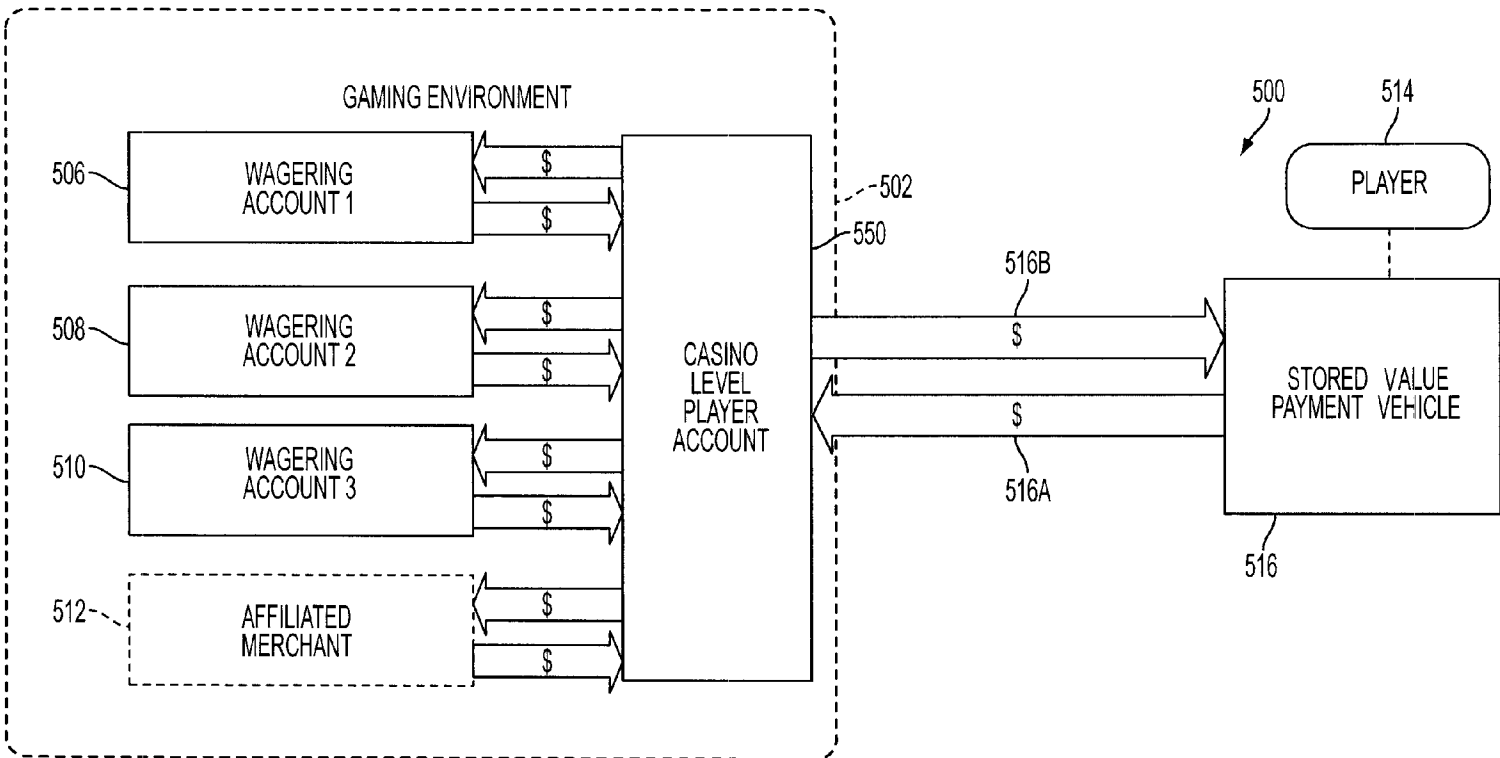


FIG. 5

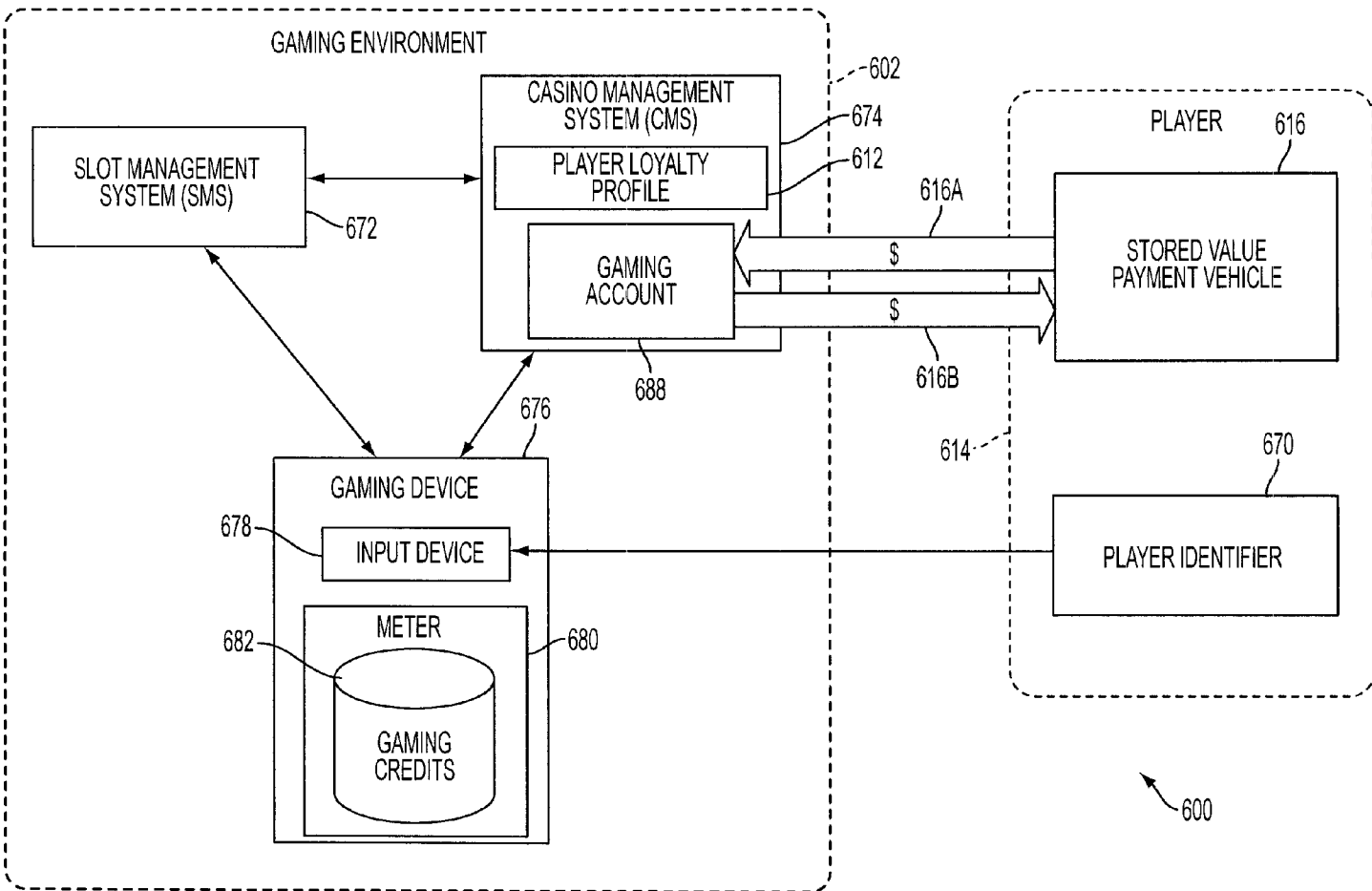


FIG. 6

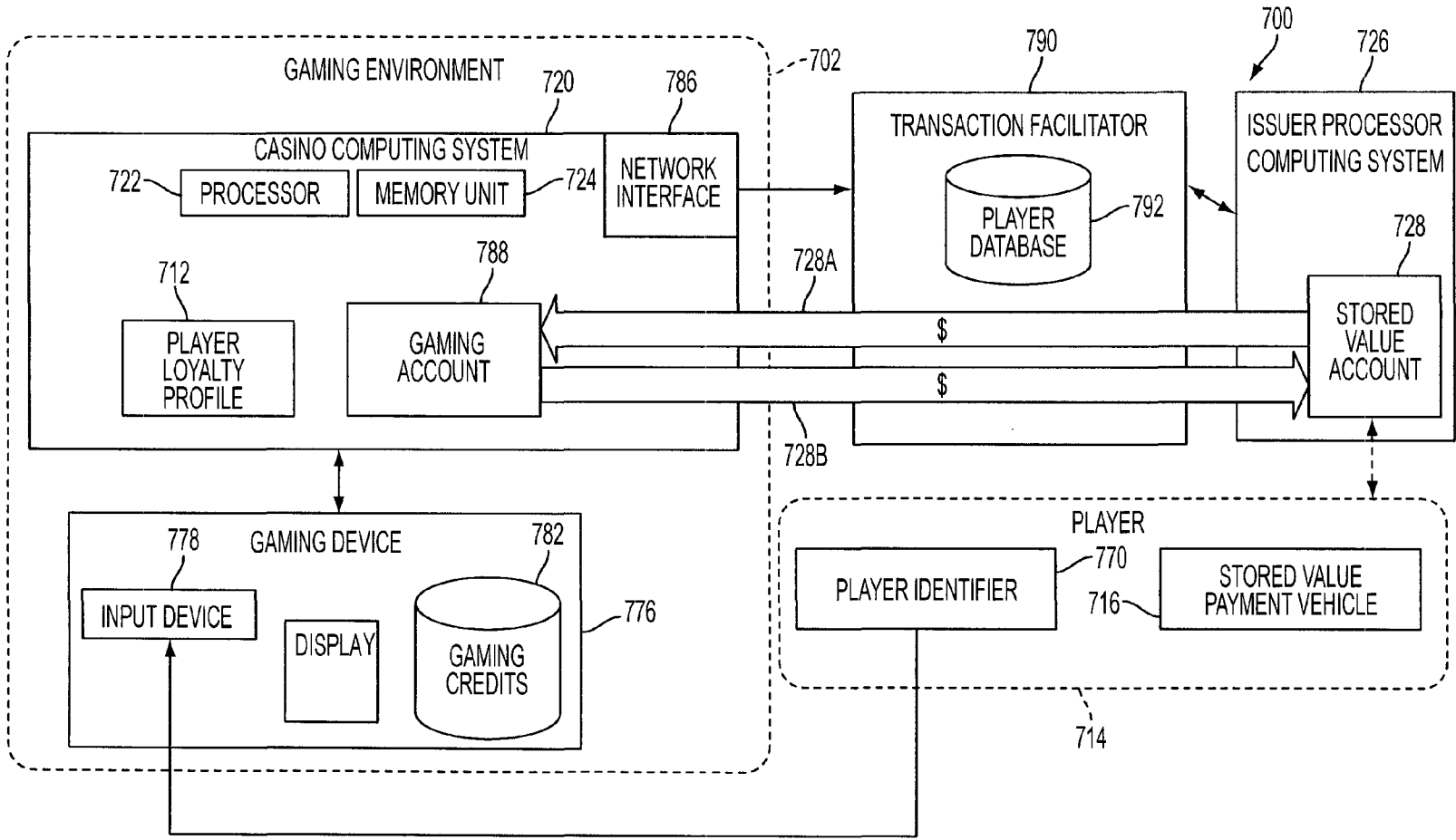


FIG. 7

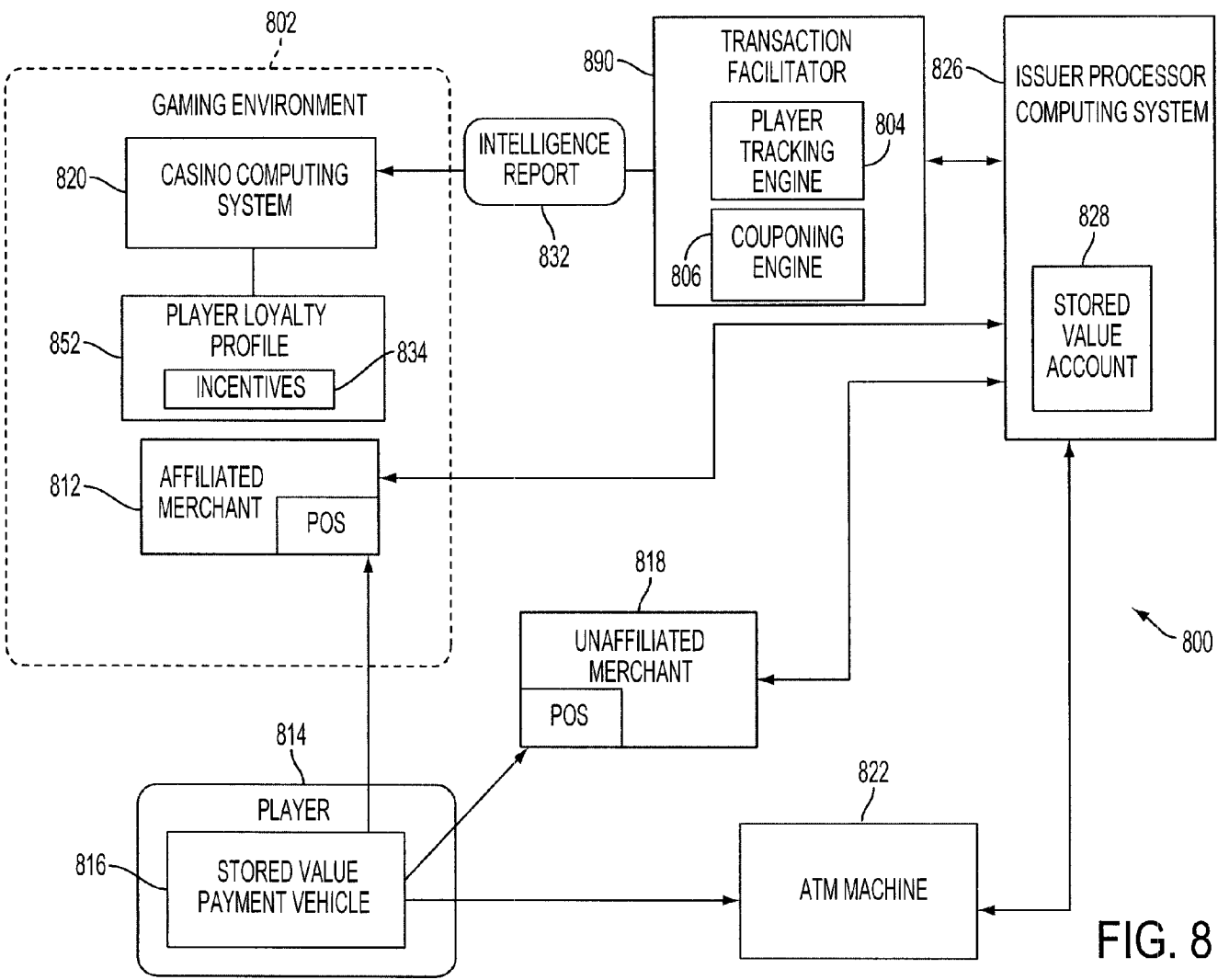


FIG. 8

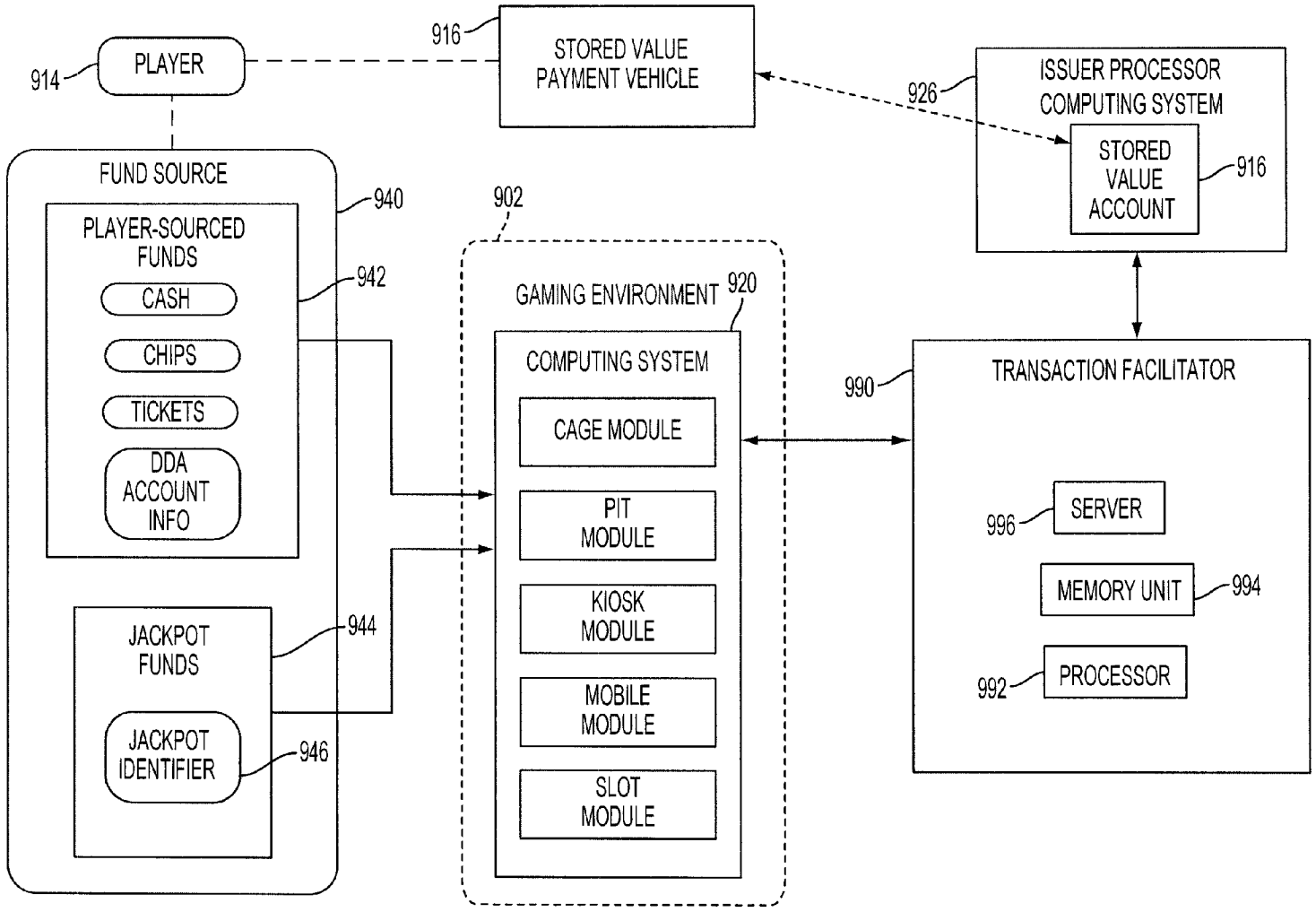


FIG. 9

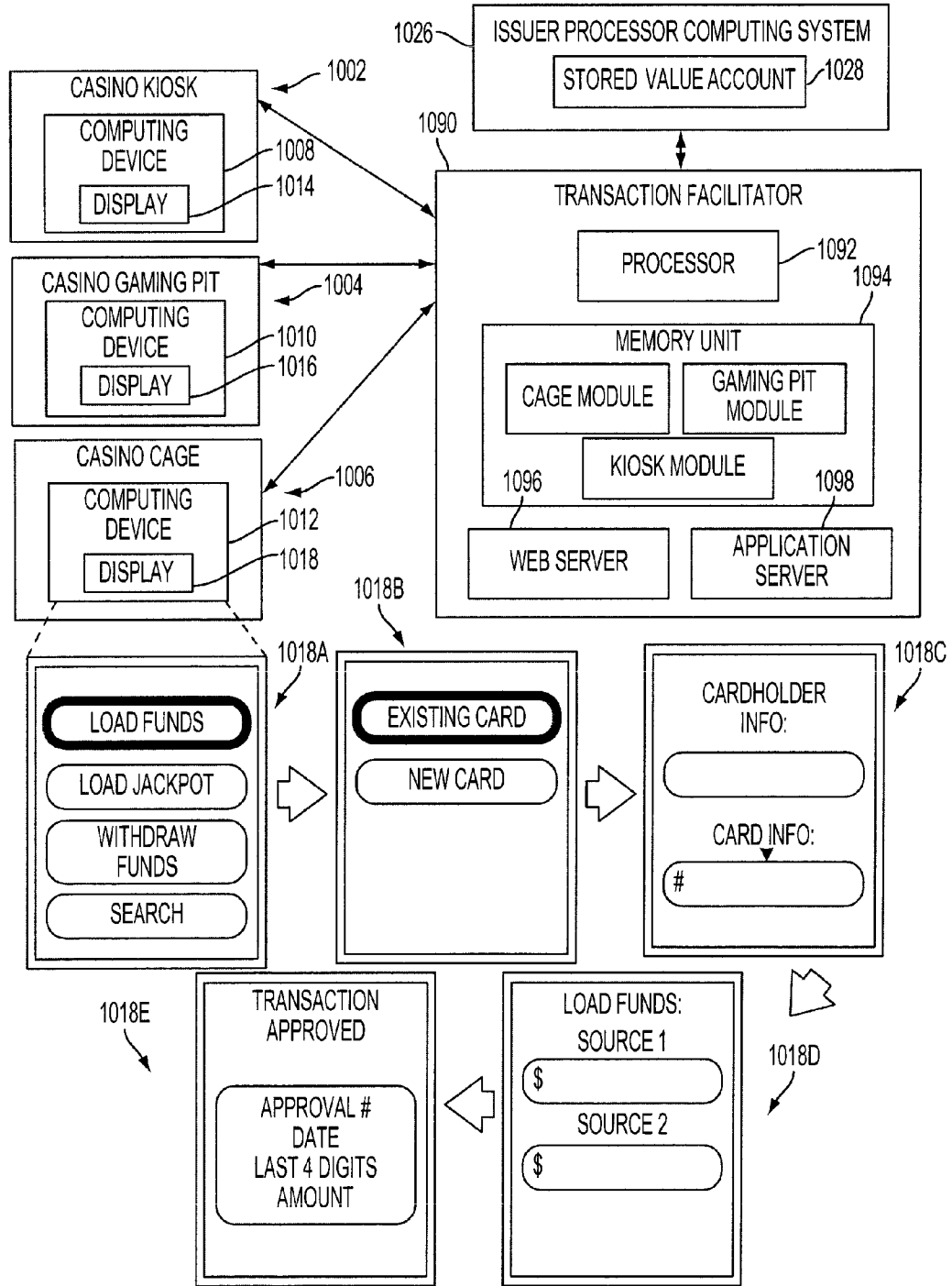


FIG. 10

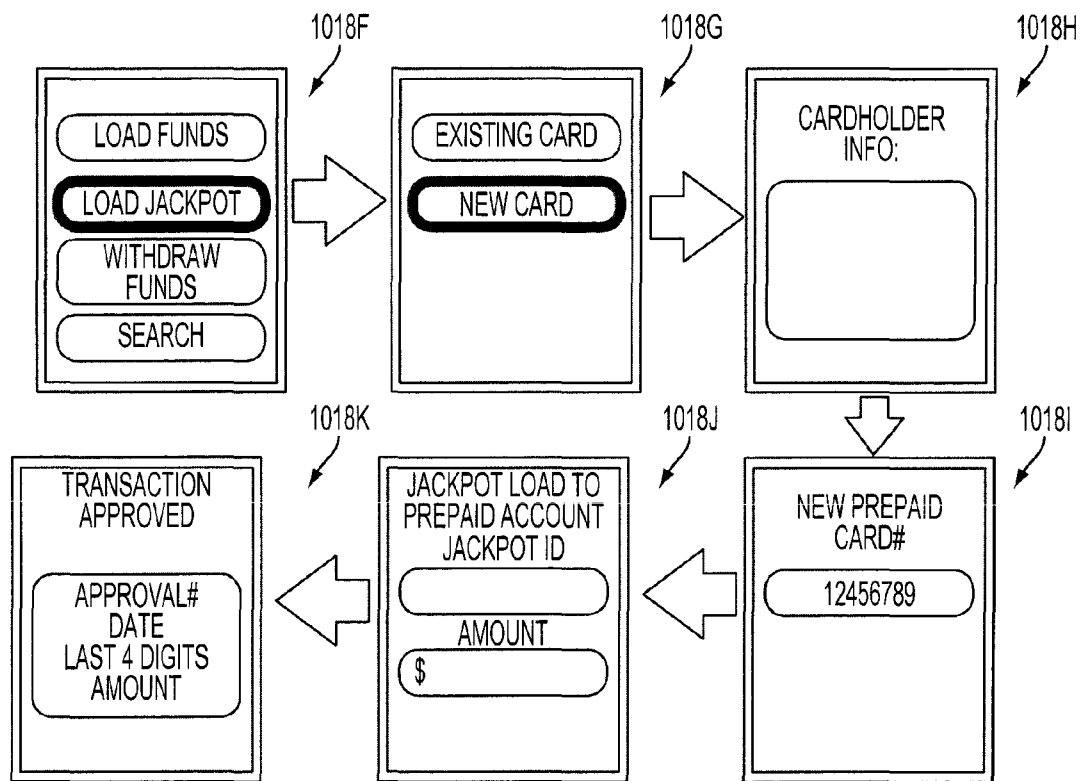


FIG. 11

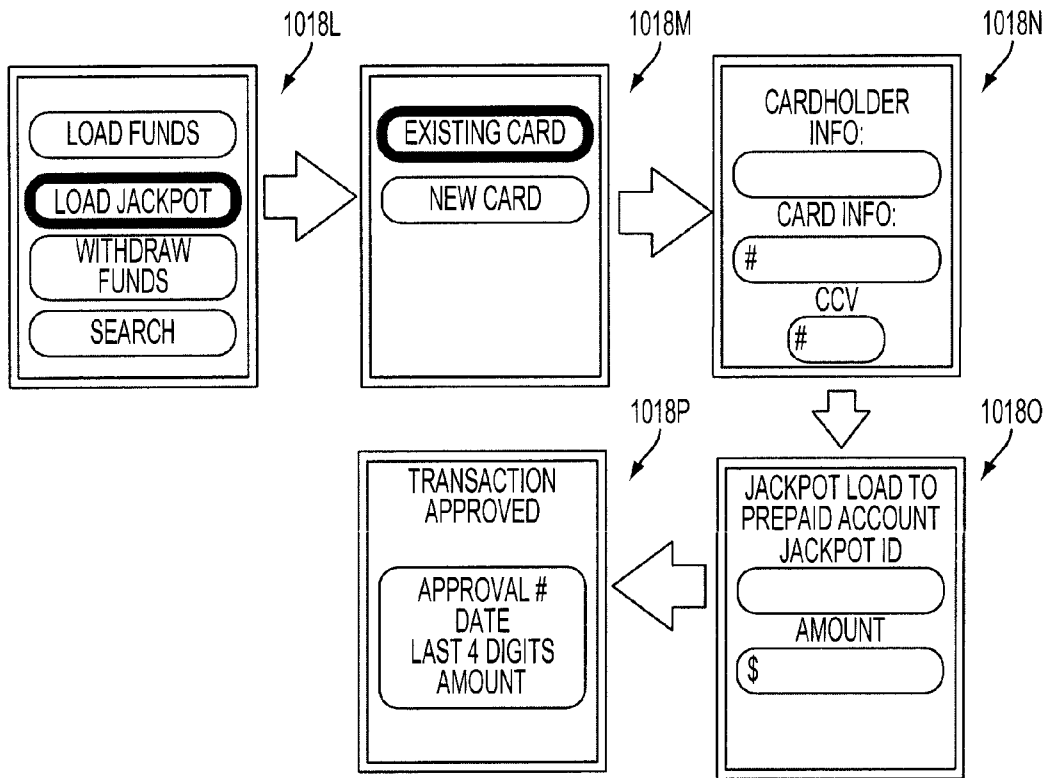


FIG. 12

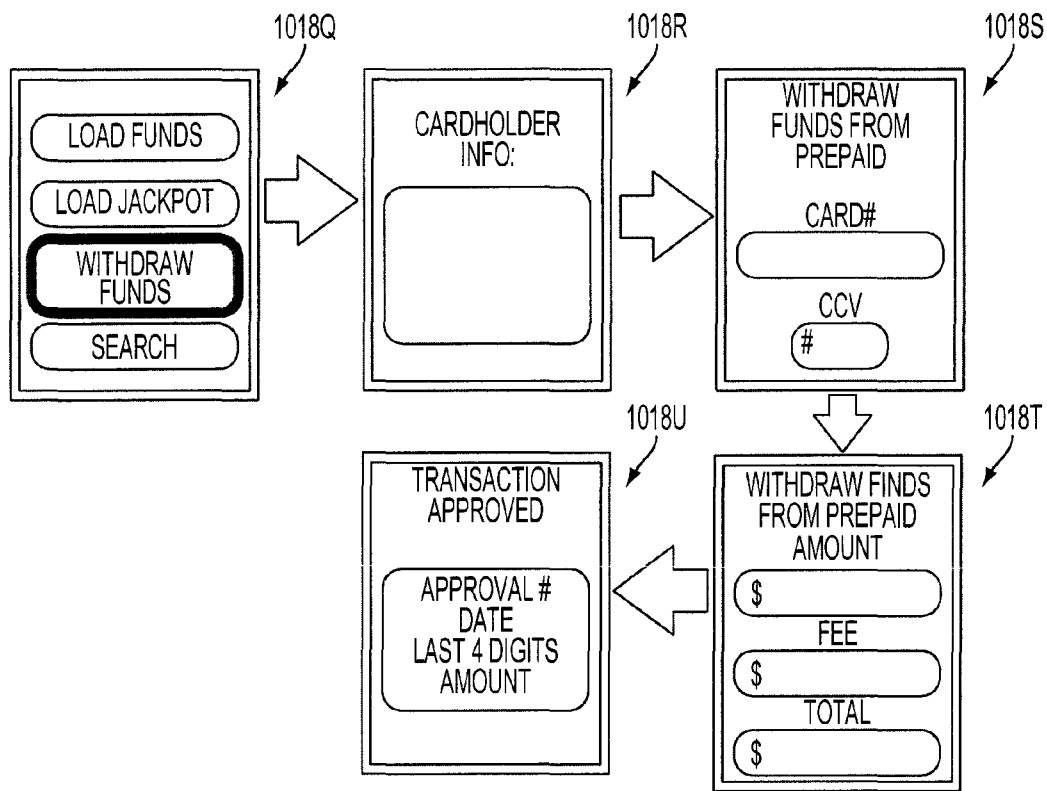


FIG. 13

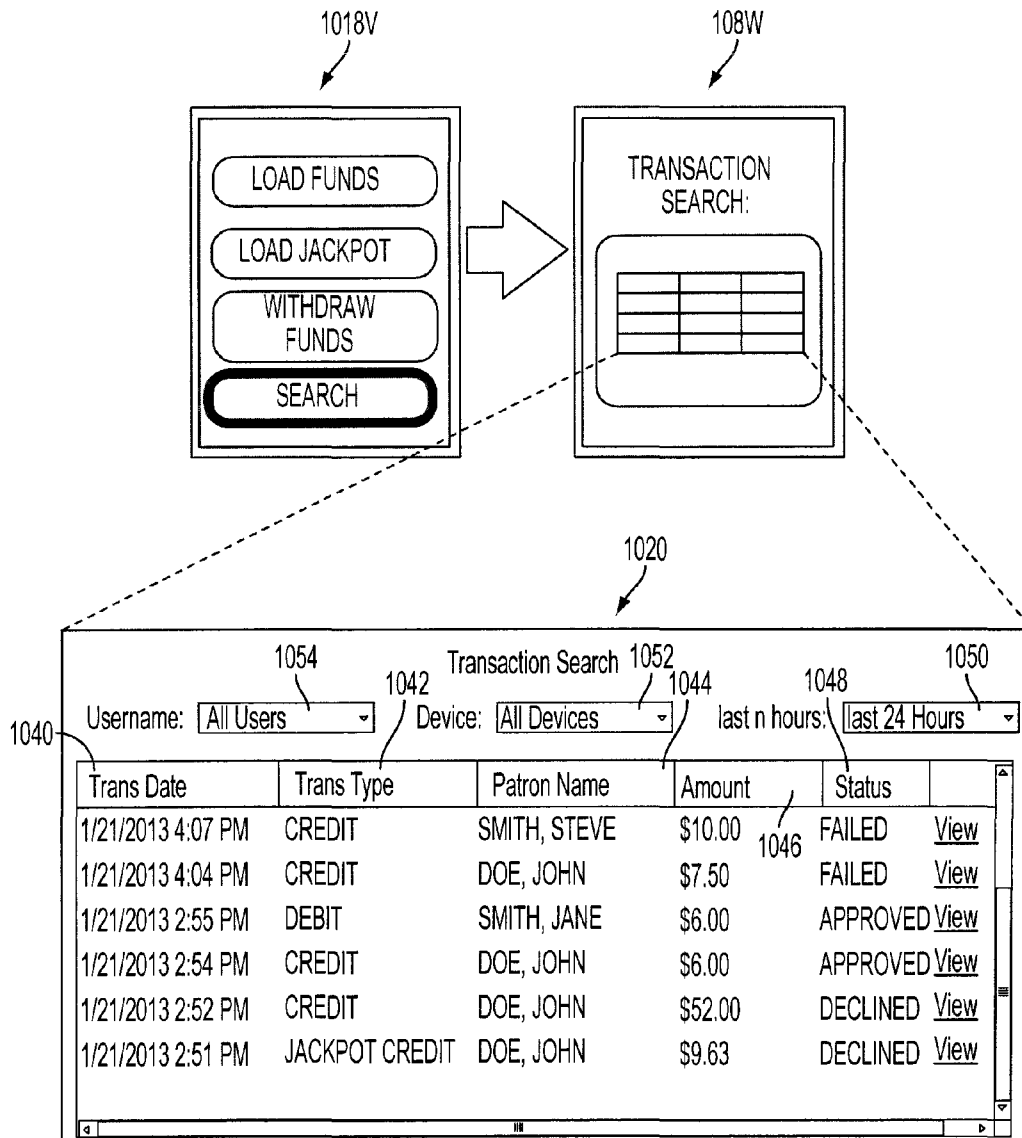


FIG. 14

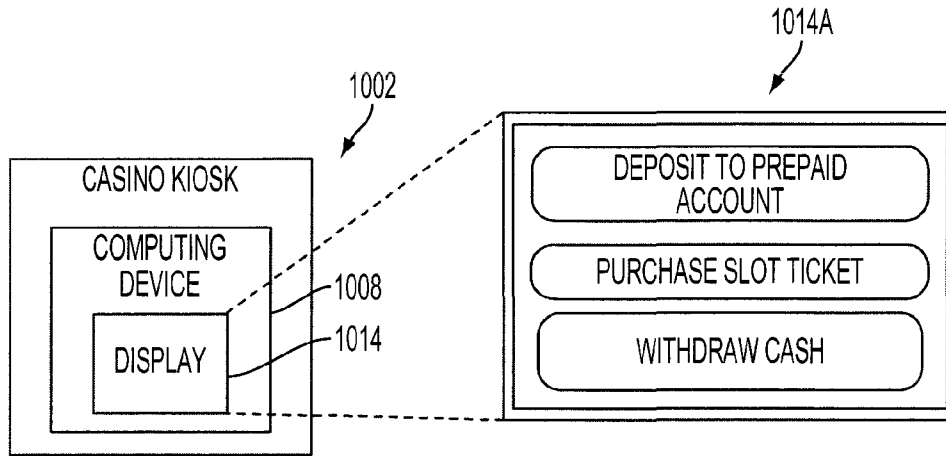


FIG. 15

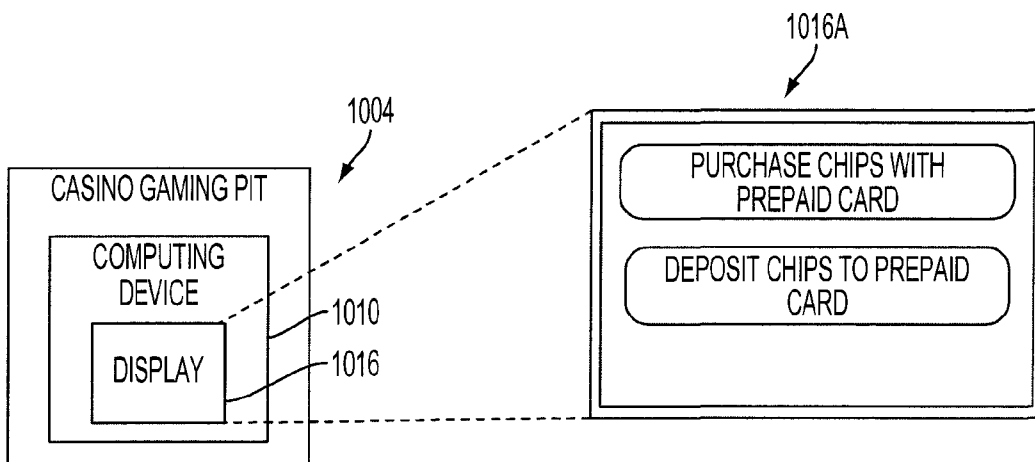


FIG. 16

**SYSTEMS AND METHODS FOR
ADMINISTRATION OF NON-WAGERING
ACCOUNT ASSOCIATED WITH GAMING
ENVIRONMENT**

CROSS-REFERENCE TO RELATED
APPLICATIONS

This application claims priority to the disclosure of U.S. Provisional Patent Application Ser. No. 61/744,564, entitled “DUAL PREPAID/LOYALTY CARD FOR GAMING,” filed Sep. 28, 2012, the disclosure of which is incorporated herein by reference in its entirety. This application relates to U.S. patent application Ser. No. 14/033,495 entitled “SYSTEMS AND METHODS FOR TRACKING OF NON-WAGERING ACCOUNT ASSOCIATED WITH GAMING ENVIRONMENT,” filed Sep. 22, 2013, the disclosure of which is incorporated herein by reference in its entirety.

BACKGROUND

Within gaming establishments, such as casinos, gaming devices are typically networked via a central computer. Such configuration allows for the gaming establishment to monitor a player’s gameplay for tracking purposes. Gaming devices typically issue paper tickets that are redeemable for cash. These paper tickets can be redeemed either at assisted-service counters (i.e., a casino cage) or through self-service computer systems, sometimes called Ticket-In-Ticket-Out (TITO) machines. Drawbacks of using paper tickets, however, is that the players may very easily lose tickets, tickets can become destroyed or damaged, casinos incur cost from replenishing tickets, and casinos incur cost for maintaining ticket printers. Additionally, the use of tickets requires that operators of casinos ensure that sufficient amounts of cash are available on the gaming floor to accommodate redemptions at both the assisted-service counters and the TITO machines. Players wishing to play a table game at a casino typically first exchange cash for an amount of chips which can then be used for gaming. When the player wants to convert the chips back to the cash, the player typically exchanges their chips for an equivalent amount of cash at a cashier cage at the casino. Thus, in addition to ensure sufficient cash is available for ticket redemptions, operators of casinos must ensure also sufficient amounts of cash are available at the cashier cage to accommodate player exchanging chips for cash. This process for routinely replenishing cash by the casino operator is both costly and burdensome.

Additionally, in many gaming establishments players can register demographic information to obtain a player card, sometimes referred to as a loyalty card. Typical player cards include a unique identifier that enables the casino to centrally track the player’s wagering activity. Applying the player’s historic activity, the gaming establishment can, for example, develop a targeted marketing campaign including promotions, gifts, and advertisements. A problem with casino loyalty systems, however, is that they do not capture spending player activity that occurs in non-gaming environments, such as the player’s purchases at a merchant or the player’s ATM activity.

Therefore, the field can benefit from systems and methods providing cashless wagering and redemption, which provides advantages to both game players and casino operators. The field can also benefit from systems and methods that conveniently allow a gaming establishment to track player gaming

activity and player purchase activity, both inside and outside the casino, to associate such activity with the player’s loyalty profile.

SUMMARY

In an embodiment, the present disclosure is directed, in part, to a computer-based method of gaming. The method comprises receiving, by a transaction facilitator, from a gaming computing system affiliated with a gaming environment, a player identifier, wherein the player identifier is associated with a gaming account having an account balance, and wherein the transaction facilitator comprises a processor and a memory unit. The method also comprises, based at least partially on the player identifier, identifying, by the transaction facilitator computing system, a stored value account, wherein the stored value account is associated with a stored value payment vehicle issued to the player, and wherein an account balance of the stored value account is maintained by an issuer processor computing system. The method also comprises, communicating, by a transaction facilitator, with the financial institution and the gaming computing system to decrease the account balance and increase the account balance the gaming account.

In another embodiment, the present disclosure is directed, in part, to a computer-based method of funding an account associated with a player. The method comprises receiving, by a transaction facilitator computing system, a load request from a casino computing system that is associated with a casino, wherein the load request comprises a request to load player funds to a stored value account associated with a stored value payment vehicle, wherein the stored value account has a first available balance amount. The method also comprises receiving, by the transaction facilitator computing system, player funds information from the casino computing system, wherein the funds information comprises at least a total value of the player funds. The method also comprises communicating, by the transaction facilitator computing system, with an issuer processor computing system to increase a balance amount of the stored value account based on the total value of the player funds, wherein the balance amount is available for access by the stored value payment vehicle in substantially real-time.

In another embodiment, the present disclosure is directed, in part, to a computer-based method of funding an account associated with a stored value payment vehicle. The method comprises receiving, by a casino computing system, a load request initiated by a player, wherein the load request comprises a request to load player-sourced funds to a stored value account that is associated with any of a stored value payment vehicle and a player identifier, wherein the stored value account has a first available balance amount. The method also comprises communicating, by the casino computing system, with an issuer processor computing system to increase the first available balance amount of the stored value account to a second available balance amount based on a total value of funds to be loaded.

In another embodiment, the present disclosure is directed, in part, to a gaming system for a gaming environment. The gaming system comprises a stored value payment vehicle issued to a player, wherein funds accessible by the stored value payment vehicle are maintained by an issuer processor computing system in a stored value account and accessible through payment networks. The system also comprises a gaming account maintained by the casino computing system. The system also comprises transaction facilitator that comprises at least one processor and non-transitory computer

readable medium having instructions stored thereon which when executed by a processor cause the processor to selectively credit and debit the stored value account and the gaming account secured communication links.

In another embodiment, the present disclosure is directed, in part, to a computer-based method of player tracking. The method comprises associating, by a computing system and in computer memory, a stored value account of a player with a player identifier of the player. The method also comprises receiving, by the computing system, transaction-related information associated with the use of the stored value account. The method also comprises providing, by the computing system, to the casino computing system a player intelligence report, wherein the player intelligence report comprises the player identifier and a transaction report based at least partially on the transaction-related information.

In another embodiment, the present disclosure is directed, in part, to a computer-based method. The method comprises associating, by a computing system and in computer memory, a stored value account of a player with a gaming loyalty account of the player. The method also comprises receiving, by the computing system, a transaction incentive associated with the stored value account of the player and the gaming loyalty account of the player. The method also comprises when the stored value account is used in the processing of a transaction, determining, by the computing system, if the transaction incentive is applicable to the transaction.

In another embodiment, the present disclosure is directed, in part, to a player tracking system. The player tracking system comprises a stored value payment vehicle issued to a player, wherein funds accessible by the stored value payment vehicle are maintained by an issuer of the stored value payment vehicle in a stored value account, wherein the stored value payment account is linked to a loyalty profile of the player maintained by a computing system. The player tracking system also comprises a transaction facilitator comprising at least one processor and non-transitory computer readable medium having instructions stored thereon which when executed by a processor cause the processor to receive transaction information, wherein the transaction information identifies purchase transactions using the funds that are accessible by the stored value payment vehicle and provide, to the computing system that maintains the loyalty profile of the player, purchase-related data, wherein the purchase-related data is based on the transaction information and identifies the loyalty profile linked to the player.

In another embodiment, the present disclosure is directed, in part, to a player tracking system. The player tracking system comprises a transaction facilitator comprising at least one processor and non-transitory computer readable medium having instructions stored thereon which when executed by a processor cause the processor to receive transaction-related information associated with purchase transaction, the purchase transaction initiated by a stored value payment vehicle issued to a player, wherein funds accessible by the stored value payment vehicle are maintained in a stored value account, wherein the stored value payment account is linked to a loyalty profile of the player that is managed by a casino computing system, and communicate with the casino computing system to update the loyalty profile of the player based on the transaction-related information.

BRIEF DESCRIPTION OF THE DRAWINGS

It is believed that certain embodiments will be better understood from the following description taken in conjunction

with the accompanying drawings, in which like references indicate similar elements and in which:

FIG. 1 schematically illustrates an association between a stored value payment vehicle and a gaming account in accordance with one non-limiting embodiment of the present disclosure.

FIG. 2A depicts an example system view and flow process utilizing the stored value payment vehicle of FIG. 1 in accordance with one non-limiting embodiment.

FIG. 2B depicts the system view and flow process of FIG. 2A further comprising a casino level player account in accordance with one non-limiting embodiment.

FIGS. 3-4 are diagrammatic representations of associations between stored value payment vehicles and gaming accounts in accordance with various non-limiting embodiments.

FIG. 5 schematically illustrates example cash flows between example gaming accounts associated with a player and cash flows between the gaming accounts and stored value payment vehicle issued to the player in accordance with one non-limiting embodiment.

FIG. 6 is a diagrammatic representation of an example gaming system and flow process in accordance with one non-limiting embodiment.

FIG. 7 is an example arrangement of a transaction facilitator interacting with a gaming environment and an issuer processor computing system in accordance with one non-limiting embodiment.

FIG. 8 is an example arrangement for tracking and rewarding player activity in accordance with one non-limiting embodiment.

FIG. 9 schematically illustrates various techniques for a player to load funds to a stored value account.

FIG. 10 is a diagrammatic representation of various computing devices associated with a casino that are in communication with a transaction facilitator that performs various financial transactions associated with a stored value account managed by an issuer processor computing system.

FIGS. 11-14 depict example simplified screen displays of the casino cage computing device of FIG. 10.

FIG. 15 depicts an example user interface screen on a display of a computing device that is associated with an unattended casino kiosk.

FIG. 16 depicts an example user interface screen on a display of a computing device that is associated with a casino gaming pit.

DETAILED DESCRIPTION

The presently disclosed system and methods can generally allow for gaming-related financial transactions. As described in more detail below, utilizing a financial facilitator, a player can selectively transfer funds between various types of gaming accounts and an associated account, such as a stored value account and/or a casino level player account. The stored value account can be a financial account that is maintained by an issuing financial institution, with funds in the stored value account accessible to the cardholder through an associated stored value payment vehicle using open-loop or closed-loop payment processing, for example. The stored value payment vehicle can be any suitable payment vehicle, such as a physical card, a virtual payment device, or have any other suitable format. In some embodiments the stored value payment vehicle is a general purpose reloadable prepaid card.

Gaming environments can utilize different types of gaming accounts, such as casino level player accounts and/or wagering accounts. With regard to wagering accounts, some types

of wagering accounts are regulated by jurisdictional gaming statutes. For the purposes of illustration, three different types of wagering accounts are described herein (internet gaming wagering accounts, brick-and-mortar wagering accounts, and race-and-sports wagering accounts), although this disclosure is not so limited. In fact, the systems and methods described herein are generally applicable to the transfer of between any suitable wagering account and an associated stored value player account, as described below.

As used herein, internet gaming wagering account (or iGaming wagering account), generally means an electronic ledger wherein the following types of transactions relative to internet or mobile gaming system are recorded: (a) deposits; (b) withdrawals; (c) amounts wagered; (d) amounts paid on winning wagers; (e) service or other transaction-related charges authorized by the patron; and (f) adjustments to the account.

As used herein, brick-and-mortar wagering account generally means an electronic ledger for a brick-and-mortar cashless wagering system patron deposit account wherein the following types of transactions are recorded to and from gaming devices (i.e.; slots): (a) deposits and withdrawals of cash or cash equivalents at a designated area of accountability; (b) deposits initiated with a debit instrument; (c) wagering account transfers to and from gaming devices; (d) wagering account adjustments.

As used herein, race-and-sports wagering account generally means an electronic ledger wherein the following types of transactions relative to sports and non-pari-mutuel race wagers are recorded: (a) deposits; (b) withdrawals; (c) amounts wagered; (d) amounts paid on winning wagers; (e) amounts paid for horse racing-related services or merchandise; (f) service or other transaction-related charges authorized by the patron; and (g) adjustments to the account.

As described in more detail below, a financial facilitator can generally direct or enable transactions with the issuing financial institution to affect the increasing and decreasing of an account balance of the stored value account. A financial facilitator can also generally direct or enable transactions with a computing system that manages a gaming account of a gaming environment to affect the increasing and decreasing of an account balance of the gaming account. The issuing financial institution can also receive communications related to the stored value account in a traditional fashion via an open system from merchants through existing bank card networks. Such communications can authorize/decline purchases using funds held in the stored value account.

In some embodiments, a player can be associated with a unique player identifier that can be used by a casino or other gaming environment to identify a particular player. Such a player identifier may be issued subsequent to the player enrolling in a casino loyalty program, for example. In some cases, the unique player identifier is embossed on a player card, sometimes referred to as a loyalty card, or is otherwise accessible or presentable by a player. In some embodiments, the player identifier can be a graphical code, such as a quick-response (QR) code displayable on a mobile computing device or the player identifier can be a barcode printed on a keychain fob or other substrate. In any event, the player identifier can be provided to a gaming device or casino representative to enable the casino to centrally track the player's wagering activity. The player identifier is linked by the issuing entity (such as a casino) a loyalty profile that can be stored or otherwise maintained by customer relationship software that is maintained by the casino or on behalf of the casino by an affiliated service provider.

As described in more detail below, a player identifier for a particular player can be linked to, or otherwise associated with, a stored value account held by a financial institution and accessible by the particular player. Such a linkage or association offers a variety of benefits, both to players and an associated casino. For example, in one example implementation, a player can interact with a gaming device (such as a slot machine) by providing a player identifier to the device. In some cases, additional credentials, such as a PIN or password, can be provided by the player. Through network communications, the gaming device can communicate with various computing platforms, such as a slot management system and/or casino management system, which generally may be referred to as a casino computing system, to authenticate the player's identity. Once authenticated, the player can selectively access funds that are maintained in the stored value account of an issuing financial institution for use at the gaming device. The casino computing system can communicate with a transaction facilitator (such as through API-calls, or other suitable communication techniques) to provide the information to identify the player that is seeking to access funds. In one embodiment, a player identifier of the player is provided to the transaction facilitator. As described in more detail below, the player identifier can be the loyalty account number or other type of identifier. The transaction facilitator, in turn, can determine a stored value account associated with that player and, through closed network communications with the issuing financial institution, dispatch appropriate messaging to debit the stored value account. Indication of a successful debit can be provided to the casino computing system by the transaction facilitator. The casino computing system can then credit a one or more gaming accounts of the player to increase their available balance. Funds, in the form of gaming credits, can then be distributed to the gaming device (sometimes referred to as a wagering account transfer in "WAT in"). At a later point in time, when the player wishes to "cash out," the credits of the gaming device can be transferred to a gaming account (sometimes referred to as a wagering account transfer out "WAT out"). Once received into the gaming account, the gaming credits can be converted to a fund amount and used to credit the stored value account, held in the gaming account, or even transferred to another gaming account.

In some embodiments, various transfers described below can be performed in substantially real-time. As used herein, substantially real-time means generally less than about 20 minutes, generally less than about 10 minutes, generally less than about 5 minutes, generally less than about 1 minutes, or generally less than about 30 seconds. Therefore, in the example described above, subsequent to the player "cashing out", the funds transferred to the stored value account can be accessible to make purchases using the associated stored value payment vehicle in substantially real-time

The stored value payment vehicle can be, for example, a general purpose reloadable card (sometimes referred to as a GPR card) that is an open-loop payment vehicle. Being an open loop payment vehicle, it is associated with a bank card network (MASTERCARD, VISA, DISCOVER, and so forth) and can generally be used at any merchant or ATM accepting payment cards associated with the bank card network. Open loop transactions seeking authorization from funds of the stored value account send authorization requests to the issuing financial institution through an open bank card network. In accordance with the systems and methods disclosed herein, using secured communication links, the issuing financial institution can provide a financial facilitator with information based on stored value card transactions. The financial facili-

tator can determine a player identifier associated with that stored value account and then provide reporting to the casino computing system. This reporting can be used, for example, to supplement or update a loyalty profile of a player based on the increased knowledge about the player gained from tracking their spending.

Embodiments are hereinafter described in detail in connection FIGS. 1-16, wherein like numbers indicate the same or corresponding elements throughout the figures. It is noted that reference throughout the specification to “various embodiments,” “some embodiments,” “one embodiment,” “some example embodiments,” “one example embodiment,” or “an embodiment” means that a particular feature, structure, or characteristic described in connection with the embodiment is included in at least one embodiment. Thus, appearances of the phrases “in various embodiments,” “in some embodiments,” “in one embodiment,” “some example embodiments,” “one example embodiment, or “in an embodiment” in places throughout the specification are not necessarily all referring to the same embodiment. Furthermore, the particular features, structures or characteristics may be combined in any suitable manner in one or more embodiments.

FIG. 1 is a schematically illustrates an association between a stored value payment vehicle 116 and a gaming account 188 in accordance with one embodiment of the present disclosure. The gaming account 188 can be associated with a gaming environment 102. As used herein, gaming environment can refer to, without limitation, a brick-and-mortar casino and/or an online or virtual casino. In some cases, the gaming environment also extends to entities or services, such as third party computer systems generally controlled by or operated on behalf of a casino operator. FIG. 2A depicts an example system view and flow process 100 utilizing the stored value payment vehicle 116 in accordance with one non-limiting embodiment.

Referring now to FIGS. 1 and 2A, a player 114 can be issued the stored value payment vehicle 116 that is associated with a stored value account 128 maintained by an issuer processor computing system 126. The issuer processor computing system 126 can be a system used to maintain and/or process transactions associated with the stored value payment vehicle 116 and the stored value account 128. The stored value payment vehicle 116 can be a physical card, a virtual card, or any other suitable type of vehicle. In some embodiments, the stored value payment vehicle 116 is a general purpose reloadable card (sometimes referred to as a prepaid card). The stored value payment vehicle 116 can be an “open-loop card,” which a consumer can use anywhere that accepts payment from a retail electronic payments network associated with the stored value payment vehicle, such as MASTERCARD, VISA, DISCOVER, and so forth, as discussed above. The stored value payment vehicle 116 can be a “closed-loop card”, which a consumer can use at particular merchant locations, for example. The player 114 can fund (i.e., increase the available balance) the stored value account 128 through traditional techniques, such as by transfers funds from a demand access account (DDA) and/or funds loaded from a credit card to the stored value account 128 through an online interface. As described in more detail below, the player 114 can also selectively fund the stored value account 128 from the gaming environment 102 using cash, jackpot payouts, and numerous other ways, such as chip and slot ticket redemption.

The stored value payment vehicle 116 can be used by the player 114 to make “purchases at a variety of merchant types. As shown in FIG. 2B, non-limiting example types of merchants include a brick-and-mortar merchant 118, an online

merchant 120, an ATM machine 122, and a service provider 124. Accordingly, the stored value payment vehicle 116 can be used to facilitate the transfer of funds from the stored value account 128 through purchase transactions (schematically illustrated as transactions 132, 134, 136, and 138). In some cases, a particular merchant may be associated with the gaming environment 102, such as affiliated merchant 112. Example affiliated merchants 112 can include, without limitation, on-property retailers, restaurants, and hotels. While the affiliated merchant 112 is illustrated as being within the gaming environment 102, this disclosure is not so limited. In some embodiments the affiliated merchant 112 is an online merchant, for example. The stored value payment vehicle 116 can be used for a purchase transaction 130 at such affiliated merchants 112. In some embodiments, the purchase transaction 130 can be processed as a closed-loop transaction due to the affiliation with the gaming environment or a transaction facilitator, as described below. As described in more detail below, the systems and methods described herein can allow for such a purchase transaction 130 by the player 114 to be incentive and/or rewarded. The purchase transactions 32, 134, 136, and 138 by the player 114 can also be rewarded, with reward levels being the same or different as the rewards or comps associated with purchase transaction 130.

A gaming account can be associated with the casino environment 102. As used herein, a gaming account can be any type of financial account (i.e., electronic ledger) that is associated with a player, or collection of financial accounts that are associated with a player, and maintained by a casino, or at least on behalf of a casino. While FIG. 1 schematically shows one gaming account 188 for the sake of clarity, it is to be appreciated that the player 114 and/or the stored value payment vehicle 116 can be associated with any number of gaming accounts 188. Further, the gaming account 188 can be any suitable account type. In FIG. 2A, for example, the gaming accounts associated with the play 114 are illustrated as wagering accounts 104. In other embodiments, such as described below in connection with FIG. 2B and FIG. 5, for example, the gaming account 188 can comprise a casino level player account. Still referring to FIG. 1, in accordance with the systems and methods described herein, the player 114 can selectively direct funds 116A associated with the stored value payment vehicle 116 to the gaming account 188. The player 114 can also selectively direct funds 116B associated with the gaming account 188 to the stored value payment vehicle 116. In other words, in accordance with the disclosure, the player 114 can transfer funds, back and forth, in real-time, between a stored value account 128 and the gaming account 188 of the player 114. In some embodiments, the directed funds 116A, 116B are transferred (i.e. credited) to the destination account in substantially real time. In other embodiments, a “pause” between an initiated transfer and an availability of the transferred funds can be implemented. For example, to the extent that regulators and responsible gaming advocates believe that a “pause” is significant to minimize reckless gaming, the systems and methods described herein are adaptable to institute certain pauses in accessing funds.

In one example embodiment, using directed funds 116A, 116B, a player 114 can supply funds for a gaming experience within the gaming environment 102, and subsequently cash-out from the gaming experience, all without physically handling cash or coins within the gaming environment 102. Since all of the funds are electronically transferred between a selected gaming account 188 and the stored value account 128 as credits and debits, for these particular transactions, the necessity for the player 102 or the gaming environment 102 to physically handle cash or coins is eliminated. In other

embodiments, however, the player 114 bring cash or coins into the gaming environment 102 and selectively transfer such funds to their stored value account 128, as described in more detail below (see FIGS. 9-10, for example). Additionally, in other embodiments, the player 114 withdraw cash from their stored value account 128 while in the gaming environment, as described in more detail below (see FIG. 13, for example).

Referring again to FIG. 2A, gaming accounts associated with the player 114 are shown as wagering accounts 104, which can be managed by management computing system (not shown) affiliated with the gaming environment 102. In the illustrated embodiment, the wagering accounts 104 include a brick-and-mortar wagering account 106, a race-and-sport wagering account 108, and an iGaming wagering account 110. The brick-and-mortar wagering account 106 is generally an electronic ledger associated with a player's table and slot wagers. The race-and-sport wagering account 108 is generally an electronic ledger associated with a player's sports and non-pari-mutuel race wagers. The iGaming wagering account 110 is generally an electronic ledger associated with a player's online wagers, such as online poker and virtual gaming. It is noted that in some jurisdictions, gaming regulations forbid the transferring of a player's funds stored in one wagering account 106, 108, 110 directly to another wagering account 106, 108, 110

FIG. 2B depicts another embodiment of the system view and flow process 100 illustrated in FIG. 2A. As shown in FIG. 2B, the system view and flow process 200 additionally comprises a gaming account that is a casino level player account 250. The casino level player account 250 can be generally an electronic ledger associated with a player. It can also be associated one or more wagering accounts 104. The casino level player account 250 can offer a variety of functionality to the player 114. For example, a player 114 can direct funds stored their stored value account 128 to the casino level player account 250. In certain embodiments, the player 114 can direct funds stored in one of the wagering accounts 104 or other gaming account to the casino level player account 250, as opposed to directing the funds to the stored value account 128. The player 114 can then direct the funds held in the casino level player account 250 to a different wagering account 104. Additional details regarding example transfers of funds are described below in connection with FIG. 5. In some embodiments, the player 114 can selectively utilize funds held by the casino level player account 250 for closed-loop point of sale transactions, either retail transactions (such as at an affiliated merchant 112) or closed-loop cash outs, all while enjoying reduced interchange fees due to the closed-loop nature of the transactions. Therefore, in some cases, performing transactions with funds in the casino level player account 250 is less costly to the gaming operator of the casino environment 102 and to the player 114. For some implementations comprising a casino level player account 250, when a player 114 directs funds 116A into the gaming environment 102, the player 114 can still direct them to a particular wagering account 104, as illustrated. In other implementations comprising a casino level player account 250, a player 114 can direct funds 116A into the casino level player account 250. The player 114 can subsequently direct those funds to a particular wagering account 104 or use the funds for closed-loop transactions.

FIG. 3 is a diagrammatic representation of an association between a stored value payment vehicle 316 and a gaming account 388 in accordance with one non-limiting embodiment. Similar to FIGS. 1, 2A and 2B, the stored value payment vehicle 316 is issued to a player 314, and in accordance

with the systems and methods described herein, the player 314 can selectively direct the transfer of funds 316A into a gaming account 388 of a casino environment 302. The player 314 can also direct the transfer of funds 316B from the gaming account 388. As is to be appreciated, the gaming account 388 illustrated in FIG. 3 can be, without limitation, a wagering account, a casino level player account, or a combination thereof. The stored value payment vehicle 316 is linked to a stored value account (not shown).

In this embodiment, the gaming environment 302 is linked to a player loyalty database 350 which stores data in the form of a player loyalty profile 352 associated with the player 314. The player loyalty profile 352 can include data associated with the gaming history of the player 314, incentives, comps, and other tracking-related information, as is known in the art. The loyalty profile 352 can also include information related to fund transfer data, as illustrated by data capturing 354. Accordingly, the player loyalty profile 352 can include, for example, dates of transfers, amounts of transfers, times of transfers, number of transfers, and so forth.

FIG. 4 is similar to the diagrammatic representation of an association between a stored value payment vehicle 316 and a gaming account 388 shown in FIG. 3, although FIG. 4 schematically illustrates additional functionality with regard to player tracking. In this embodiment, a financial transaction 364 in which the stored value payment vehicle 316 is used at a merchant 366 is shown. The merchant 366 can be, for example, any type of merchant or ATM that accepts the stored value payment vehicle 316 as a form of payment. As illustrated by data capture 362, information regarding the financial transaction 364 is provided to the player loyalty profile 352 utilizing data capture 362. In this embodiment, the player loyalty profile 352 is maintained by a customer relationship management engine 360, which can be operated by the gaming operator of the gaming environment 302 or a third party service provider. As described in more detail below, based on the player loyalty profile 352 and/or financial transactions 364, an operator of the gaming environment 302, or other parties or entities, can offer various incentives, discounts, coupons, deals, programs, or offerings to the player 314. Such offerings can be provided to the player 314 through a loyalty account associated with the player loyalty profile 352 and/or provided through the stored value payment account.

FIG. 5 schematically illustrates example cash flows between example gaming accounts associated with a player 514 along with the cash flows between the gaming accounts and stored value payment vehicle 516 issued to the player. In the illustrated embodiments, the gaming accounts in the casino environment 502 are shown as a casino level player account a plurality of wagering accounts. In accordance with the systems and methods described herein, the player 514 can selectively direct the transfer of funds 516A into a casino level player account 550. The player 514 can also direct the transfer of funds 516B from the casino level player account 550. As is to be appreciated, the stored value payment vehicle 516 is linked to a stored value account (not shown). For funds held by the casino level player account 550, the player 514 can selectively transfer a portion (or all) of the funds in and out of various wagering accounts 506, 508, 510, shown as wagering account 1, wagering account 2 and wagering account 3. The player 514 can also utilize the casino level player account 550 to initiate financial transactions at an affiliated merchant 512 as a closed-loop transaction. The affiliated merchant 512 can be, for example, a retailer on a casino property, an ATM, or other type of closed-loop merchant.

FIG. 6 is a diagrammatic representation of another example gaming system and flow process 600 in accordance with one non-limiting embodiment. This gaming system and flow process 600 includes a networked gaming device 676, such as a slot machine, a casino kiosk, casino gaming pit computing system, sports book computing system, and so forth. As is generally known in the art, the gaming device 676 can be in networked communication with a variety of computer-based entities, such as a slot management system (SMS) 672 and a casino management system (CMS) 674. In some gaming environments, the SMS 672 and the CMS 674 may collectively be considered components of a casino computing system. The networked arrangement can include wired and/or wireless communication links. Examples of suitable networks can include a local area network (LAN), virtual private network (VPN), an Internet connection, and/or any other network configuration that is capable to enable the CMS 674 and SMS 672 to communicate with the gaming device 676 and other devices. The networked arrangement can provide two-way communications between the CMS 674 and SMS 672 and gaming device 676. In the illustrated embodiment, the CMS 674 maintains a player loyalty profile 612 for a player 614 and maintains gaming accounts for the player 614, shown as wagering account 614. Other embodiments however can use different configurations without departing from the scope of the present disclosure. For example, the player loyalty profile 612 may be maintained by a third-party customer relationship management service or the casino gaming system.

The gaming system can comprise one or more gaming accounts (shown as a single gaming account 688 in FIG. 6 for the sake of illustration). While the gaming account 688 is schematically shown within the CMS 674, other gaming environments can maintain the gaming account 688 elsewhere, such as by a separate wagering account management entity or a third-party wagering account provider. In the illustrated embodiment, the gaming account comprises a brick-and-mortar gaming account, so that gaming credits can be provided to the meter 680 of the gaming device 676, as described below.

A stored value payment vehicle 616, such as a prepaid debit card, or other suitable type of payment vehicle, is issued to the player 614 by a bank or other financial entity. A player identifier 670 is also assigned to the player 614 so that an operator of the gaming environment 602 can properly identify the player 614. In some embodiment, the player identifier 670 is expressed as a number or string that is provided to the player 614 on a physical card (such as a loyalty card or player's card). In other embodiments, the player identifier 670 can be graphical-based or be chip-based and utilize near-field communication (NFC) protocols, for example. In any event, as illustrated in FIG. 6, the player identifier 670 is provided to an input device 678 of the gaming device 676. As is to be appreciated, the particular type of input device 678 used to read the player identifier 670 will depend on the particular format of the player identifier 670. In some embodiments, the input device 678 is a magnetic card reader, while in other embodiments the input device 678 is an optical scanner. In some embodiments, in addition to providing the player identifier 670, additional credentials (such as a PIN) must be provided by the player 614 for authentication purposes. Further, while not illustrated, it is noted that in some embodiments, the gaming device 676 can be configured to read or scan the stored value payment vehicle 616.

Upon receiving the player identifier 670, along with any other credentials, the gaming device 676 provides the data to the SMS 672 and/or the CMS 674 through network commu-

nications. Upon authenticating the identification of the player 614, various types of financial transactions related to the stored value payment vehicle 616 and/or the gaming account 688 can be offered to the player 614. In some embodiments, such offerings are provided on a graphical display on the gaming device, as provided to the gaming device 676 by communications from the SMS 672 and/or CMS 674. In one embodiment, for example, an available balance in a stored value account associated with the stored value payment vehicle 616 is displayed to the player 614. Additional details regarding the retrieval of the available balance using a transaction facilitator is described in more detail below with regard to FIG. 7. The gaming device 676 can request a dollar amount be inputted by the player 614 and once the player 614 selects a dollar amount, a transfer of funds 616A can be initiated to direct funds associated with the stored value payment vehicle 616 to the gaming account 688. Depending on the type of gaming account 688 associated with the player, the funds can be transferred directly into a wagering account associated with the gaming device 676. Alternatively, funds can be received in a casino level player account and subsequently transferred to a wagering account associated with the gaming device 676. In any event, upon receipt of the funds 616A, the funds can be converted to gaming credits. The gaming credits 682 can then be metered into gaming device 676 by its meter 680. The player can then use the gaming credits for wagering at the gaming device 676, as is known in the art.

At the conclusion of a gaming session, the player 614 may desire to transfer any gaming credits 682 to the stored value payment vehicle 616 in the form of funds. In one embodiment, when the player 614 initiates a "cash out" action at the gaming device 676, the gaming device 676 prompts the player 614 to select the "cash out" technique, such as printing a ticket for subsequent redemption or a transfer to the stored value account that is associated with the stored value payment vehicle 616. Should the player 614 choose the latter, the gaming credits 682 can be first transferred out of the gaming device 676 and into the gaming account 688, where it is converted to funds. Then a transfer of funds 616B is initiated using a closed-loop communications with the financial institution maintaining the stored value account to credit that account. As described in more detail below, a transaction facilitator (not shown) can be used to facilitate the transmission of such credit and debit messaging. From the perspective of the player 614, the gaming credits that had been associated with the gaming device 676 are converted to funds that are available for access by the player's stored value payment vehicle 616. Such conversion of gaming credits to available funds for access by the stored value payment vehicle 616 can be in substantially real-time.

FIG. 7 is an example arrangement 700 of a transaction facilitator 790 interacting with both a gaming environment 702 and an issuer processor computing system 726, in accordance with one non-limiting embodiment. Generally, the transaction facilitator 790 receives financial transaction communications from the gaming environment 702. In some environments, such messages are received via a communications network, such as the SPAN™ network offered by Sightline Interactive LLC of Las Vegas, Nev. In some embodiments, the communications are received through an application programming interface (API) or other web-based messaging. The transaction facilitator 790 can also be in closed communication with the issuer processor computing system 726 that maintains the stored value account 728 associated with a stored value payment vehicle 716. It is noted that while the transaction facilitator 790 is schematically illustrated as a single entity, it is to be appreciated that this disclosure is not

so limited. Instead, the functionality of the transaction facilitator 790, as described herein, can be distributed across, or otherwise performed by, a plurality of various entities, such as payment gateways, acquirer processors, and other types of payment intermediaries. Also, the transaction facilitator 790, or at least components thereof, can reside within the gaming environment 702 or be controlled by an operator of the gaming environment. In such embodiment, the transaction facilitator 790 can be configured to communicate with the issuer processor computing system 726 through a secured communication link. Further, the transaction facilitator 790, or at least components thereof, can be controlled by the issuer processor computing system 726. Therefore, the transaction facilitator 790 may be operated by, or otherwise controlled by a variety of different entities. The transaction facilitator 790 can also have a one-to-one processing relationship with the gaming environment 702, as illustrated. It is to be appreciated, however, that the transaction facilitator 790 can also have a one-to-many configuration such that it has a processing relationship with a plurality of different gaming environments. The casino computing system 720, which can include one or more processors 722 and one or more computer memory units 724, can process the player identifier. For convenience, only one processor 722 and only one memory unit 724 are shown in FIG. 7. The processor 722 can execute software instructions stored on the memory unit 724. The processor 722 can be implemented as an integrated circuit (IC) having one or multiple cores. The memory unit 724 can include volatile and/or non-volatile memory units. Volatile memory units can include random access memory (RAM), for example. Non-volatile memory units can include read only memory (ROM), for example, as well as mechanical non-volatile memory systems, such as, for example, a hard disk drive, an optical disk drive, etc. The RAM and/or ROM memory units can be implemented as discrete memory ICs, for example. In some embodiments, the casino computing system 720 can execute the slot management system and the casino management system described above.

Similar to input of the player identifier 670 described in FIG. 6, a player identifier 770 associated with the player 714 can be provided to the input device 778 of a gaming device 776. The gaming device can have one or more displays 784. The player identifier 712 can be used to identify a player loyalty profile 712 of the player. The casino computing system 720 can be configured to transmit the player identifier 770, or other player identifying data, to the transaction facilitator 790 using a suitable network interface 786.

Upon receiving the player identifier 770, or other player identifying data, the transaction facilitator 790 can match the player identifying data to a particular stored value account 728, as can be maintained by a player database 792. While the player database 792 is illustrated as a component of the transaction facilitator 792, this disclosure is not so limited. Such information can be stored by any suitable entity in the system hierarchy, including by an entity within the gaming environment 702. It is noted, however, that by maintaining the player database 792 outside the gaming environment 702, Payment Card Industry (PCI) compliance requirements of the gaming environment 702 may be reduced.

Once the stored value account 728 of the player 714 has been identified by the transaction facilitator 790, the transaction facilitator 790 can transmit the appropriate messaging to the issuer processor computing system 726. For example, messages may include a balance inquiry, an authorization request, and so forth. For fund transfers, the transaction facilitator 790 can facilitate the message flow to affect the transfers of funds 728A by debiting the stored value account 728 and

crediting the gaming account 788 or the message flow to affect the transfers of funds 728B by debiting the gaming account 788 and crediting the stored value account 728. As described above, funds transferred into the gaming account 788 can be converted to gaming credits 782 for gaming at the gaming device 776. Alternatively, depending on the type of the gaming account 788, the funds can be used for other types of gaming, such as iGaming, race-and-sports gaming, and so forth.

One deficiency of typical casino loyalty systems is that they cannot capture patron spending behavior that occurs in non-gaming environments, such as in casino related restaurants, hotel, retail stores, ATM, and so forth. Casino loyalty systems also do not capture spending behavior outside their physical property. Therefore, it may be desirable for casinos and other gaming environments to expand their customer's loyalty programs (i.e., point earning capability) to include related non-gaming activity. These expanded programs may encourage greater loyalty and patronage of the casino while also providing additional business intelligence regarding consumer behavior.

FIG. 8 illustrates an aspect of the present disclosure that aims to capture patron spending behavior that occurs in non-gaming environments of a casino, such as in the restaurants, hotels, retail establishments, ATM's and well as spending behavior that occurs in non-casino environments, such as in the restaurants, hotels, retail establishments, ATM's. The spending behavior is captured and related to the consumer's loyalty program for processing. Capturing the behavior is possible because of a communication link that is established between a processor of the transactions based on a stored value payment vehicle and the casino loyalty program processor. In the illustrated embodiment, the player 814 is issued a stored value payment vehicle 816. The player 814 also has a player loyalty profile 852 that is maintained by a customer relationship management computing system. In accordance with the presently disclosed systems and methods, tracking information regarding the player's 814 use of the stored value payment vehicle 816 can be provided to improve the depth and value of player loyalty profile 852.

The stored value payment vehicle 816 can be used for financial transactions at a variety of locations, such as an unaffiliated merchant 818 or an ATM machine 822. These transactions can use traditional open-loop payment network communications to seek authorizations from the issuer processor computing system 826 associated with the stored value payment vehicle 816, as is known in the art. The stored value payment vehicle 816 can also be used at an affiliated merchant 812, such as at a casino hotel or restaurant. Depending on the acquirer processor used by the merchants 812, 818 the transaction may be routed to the issuer processor computing system 826 through either open-loop network communication links or closed-loop network communication links.

For both types of transactions, data regarding these transactions can be provided to the transaction facilitator 890. Upon receiving (or in some cases retrieving) transactional data, a player tracking engine 804 can determine a loyalty profile account associated with the cardholder. In some embodiments, the player tracking engine 804 utilizes a player database, which may be similar to the player database 792 shown in FIG. 7. The transaction facilitator 890 can then dispatch an intelligence report 832 to the casino computing system 820 or otherwise make the intelligence report 832 available to the casino computing system 820. The intelligence report 832 can be in a variety of different forms and include a wide variety of information. The intelligence report 832 can be, for example, data provided to a casino computing

system and/or customer relationship platform. The intelligence report **832** can be provided using any suitable distribution technique and may vary based on implementation. For example, the intelligence report **832** can be provided as a data feed in some embodiments. In other embodiments, the intelligence report **832** can be provided as a data file or other type of file. In some embodiments, the intelligence report **832** includes identifications of the various merchants where the player **814** used, or attempted to use, the stored value payment vehicle **816**.

In some embodiments, the player tracking engine **804** can be configured to assign a loyalty value, such as using a point system, or other metric, to various transactions involving the stored value payment vehicle **816**, or the player based on the transactions of the stored value payment vehicle **816**. Transactions at a first set of merchants, as identifiable by a merchant category code received from a POS device, may receive a higher point value or different value metric than transactions received from a second set of merchants. In the context of the illustrated embodiment, financial transactions at the affiliated merchant **812** can provide the player **814** with more loyalty “points” than financial transactions at the unaffiliated merchant **818**. In some cases, the transaction at the unaffiliated merchant **818** may have zero loyalty value or even have a negative loyalty value. For example, the unaffiliated merchant **818** may be a merchant at a competing casino. Based on the incentivized behavior, the player **814** may decide not to use the stored value payment vehicle **816** at unaffiliated merchant **818** and instead use it at affiliated merchant **812**.

The player tracking engine **804** can accumulate points or other loyalty data/values for the player **814** for a particular period and then provide a reporting of the points in the intelligence report **832**. Based on the points values, or other metrics, incentives **834** can be provided to the player through the player loyalty program.

In accordance with certain embodiments, a couponing engine **806** can allow for the distribution of merchant-specific coupons as part of a loyalty program. The couponing engine **806** can store a table, for example, correlating the stored value payment vehicle **816** to particular discounts, coupons, or offers as part of a loyalty program (collectively referred to as coupons) at particular merchants, which may be both affiliated and unaffiliated. When an authorization request is received by the issuer processor computing system **826** from a POS device associated with a merchant (which may be an affiliated or unaffiliated merchant), the issuer processor computing system **826** can query the couponing engine **806** to see if a coupon or other offering is available.

By way of example, a player **814** may have a received a coupon from a casino for \$10 off a meal at a specific restaurant. For this example, the player **814** has an available balance of \$100 in their stored value account **828**. The player **814** dines at the restaurant and charges \$50 to their stored value payment vehicle **816**. The POS device seeks authorization from the issuer processor computing system, as is known in the art. Upon receiving the authorization request, the issuer processor computing system **826** uses the couponing engine **806** to see if a coupon is available for use (in this case, based on the cardholder and the merchant). The \$10 off a meal coupon is identified as being applicable. The issuer processor computing system **826** returns a message to the POS device at the restaurant authorizing the full \$50 charge. The stored value account **828**, however, is only debited \$40, thereby taking the available balance to \$60. Accordingly, a coupon was automatically applied to the open-loop transaction using the stored value payment vehicle **816** without needing the merchant to apply the coupon to the sale. Once the coupon is

applied to a transaction, the player tracking engine **804** can report the redemption of the coupon in the intelligence report **832**, or using other forms of reporting.

Players using the systems and methods described herein in a gaming environment may desire to load funds into their stored value account. It may be desirable to load such funds in substantially real-time so that the funds are accessible via their stored value payment vehicle relatively quickly. FIG. **9** schematically illustrates various techniques for a player **914** to load funds to a stored value account **900** that is associated with a stored value payment vehicle **916**. The player **914** can utilize any number of fund sources **940**, including player-sourced funds **942** and jackpot funds **944**. Referring first to the player-sourced funds **942**, a player can approach a computing system **920** of the casino environment with the funds **942**. The computing system **920** may be, for example, an attended computing system (such as a casino cage) or an unattended computing system (such as at a kiosk). The type of computing system **920** will determine which type of funding module can be executed. For example, the cage module may allow for a player **914** to load both chips and cash into their stored value account **916**. The cage module may also allow for the player **914** to load a jackpot **944** into their stored value account **916**, which is described in more detail below with regard to FIG. **12**. The kiosk module may only allow for a player **914** to load cash, coins, or tickets to their stored value account **916**. A pit module, which can be executed on a computing system accessible by a dealer or a pit boss, can allow for the loading of a stored value account **916** using chips. A mobile module may be executing on a mobile computing device **920**, such as a tablet computer, that can read tickets. In some embodiments, the mobile module can facilitate a player **914** transferring funds to/from the stored value account **916** to/from a gaming account (i.e., an iGaming wagering account). If the computing device **920** is part of a gaming device, the slot module can allow for the funding of the stored value account **916** through gaming credits (as described above).

The computing system **920** can communicate with a transaction facilitator **990** through network communications, as described above. The transaction facilitator **990** can be provided using any suitable processor-based device or system, such as a personal computer, laptop, server, mainframe, or a collection (e.g., network) of multiple computers, for example. The transaction facilitator **990** can include one or more processors **992** and one or more computer memory units **994**. For convenience, only one processor **992** and only one memory unit **994** are shown in FIG. **9**. The processor **992** can execute software instructions stored on the memory unit **994**. The processor **992** can be implemented as an integrated circuit (IC) having one or multiple cores. The memory unit **994** can include volatile and/or non-volatile memory units. Volatile memory units can include random access memory (RAM), for example. Non-volatile memory units can include read only memory (ROM), for example, as well as mechanical non-volatile memory systems, such as, for example, a hard disk drive, an optical disk drive, etc. The RAM and/or ROM memory units can be implemented as discrete memory ICs, for example.

In some embodiments, a server **996** can provide a graphical web user interface through which various users (such as players, casino operators, and so forth) can interact with the transaction facilitator **990**. The server **996** can accept requests, such as HTTP requests, from clients (such as a web browser on the computing system **920**), and serve the clients responses. In some embodiments, the server **996** can provide a user interface for users who do not communicate with the

17

transaction facilitator 990 using a web browser. Such users can have special software installed on their computing system 920 that allows them to communicate with the transaction facilitator 990 via the network.

FIG. 10 is a diagrammatic representation of various computing devices associated with a casino that are in communication with a transaction facilitator 1090. The transaction facilitator 1090 is configured to perform various financial transactions associated with a stored value account 1029 managed by an issuer processor computing system 1026. In illustrated embodiment, computing devices 1008, 1010, 1012 are shown that are respectively associated with a casino kiosk 1002, a casino gaming pit 1004, and a casino pit 1006. Each computing device 1008, 1010, and 1012 also has a respective display 1014, 1016, and 1018. Content received from the transaction facilitator 1090 over the network can be presented on the displays 1014, 1016, and 1018.

Similar to the transaction facilitator 990 of FIG. 9, the transaction facilitator 1090 can include various computing components, such as a web server 1096, an application server 1098, a memory unit 1094, and a processor 1092. Computing devices contacting the transaction facilitator 1090 can each be assigned an identifier, such as a Device ID. Using the Device ID, the transaction facilitator 1090 can determine which module to execute based on permissions or functionality associated with that Device ID. In the illustrated embodiment, the transaction facilitator 1090 has a module for computing devices that are associated with casino kiosks, as well as a module for computing devices associated with a gaming pit and computing devices associated with the casino cage. As described above, the particular functionality offered at these different computing devices can differ.

Still referring to FIG. 10, example simplified screen displays 1018A-1018E of the computing device 1012 associated with the casino cage 1006 are shown. Referring first to home screen 1018A, a variety of options are displayed, including “load funds,” “load jackpot,” “withdraw funds,” and “search.” As illustrated, the “load funds” option has been selected. At screen 1018B, the user is prompted to identify if the funds will be loaded to an “existing” stored value payment vehicle or if a “new” stored value payment vehicle will need to be issued prior to loading. As illustrated, the “existing card” option has been selected. At screen 1018C player identification information is received, such as name, address, and so forth. Additionally the card information for the existing card is provided to the system. The stored value payment vehicle can be physically swiped, or otherwise read, by the computing device 1012 or the card information can be manually typed. Next, a screen 1018D is provided which optionally allows the operator to identify the particular type of funds that the player is providing. For example, source 1 can be “chips” and source 2 can be “cash.” Other sources may be delineated on the screen as well. Itemizing the type of funds may be beneficial for internal auditing or tracking purposes. The funds are totaled to determine the total load amount and the computing device 1012 communicates a “load funds” message to the transaction facilitator 1090 for the amount of funds tendered by the player, less any processing fees. Upon successfully crediting the stored value account 1028, the transaction facilitator 1090 can provide an approval number and other transaction information for display on a transaction approval screen 1018E.

FIGS. 11-14 depict more example simplified screen displays of the computing device 1012 of FIG. 10. Referring first to screen 1018F of FIG. 11, the “load jackpot” option has been selected. Similar to screen 1018B, screen 1018G allows an operator to select whether the jackpot will be loaded to an

18

existing card or a new card. In this embodiment, the “new card” option has been selected. The transaction facilitator 1090 then proceeds to gather personal information from the player needed to issue a stored value payment vehicle. At screen 1018H, for example, the player’s name and address is entered. A card number is issued to the player, as shown by screen 1018I. In some embodiments, a non-personalized card is printed and provided to the player at the time of registration with a personalized card to be issued and mailed to the player at a later point in time. Once the player has a stored value card number that is linked to a stored value account, the player is asked at screen 1018J to provide a jackpot ID and jackpot amount. As is known in the art, jackpots payouts are tracked and are verified prior to payout. Therefore, upon receiving the jackpot ID, the computing system 1012 can query the appropriate casino computing systems to verify the validity of the jackpot. Once the jackpot has been validated, the computing device 1012 communicates a “load funds” message to the transaction facilitator 1090 for the amount of the jackpot payout, less any processing fees. Upon successfully crediting the stored value account 1028, the transaction facilitator 1090 can provide an approval number and other transaction information for display on a transaction approval screen 1018K.

Referring now to screen 1018L of FIG. 12, the “load jackpot” option has been selected. Similar to screen 1018G, screen 1018M allows an operator to select whether the jackpot will be loaded to an existing card or a new card. In this embodiment, the “existing” option has been selected. At screen 1018N player identification information is received, such as name, address, and so forth. Additionally the card information for the existing card is provided to the system. The stored value payment vehicle can be physically swiped, or otherwise read, by the computing device 1012 or the card information can be manually typed. Now that the player has provided their stored value payment vehicle number that is linked to a stored value account, the player is asked at screen 1018O to provide a jackpot ID and jackpot amount. Once the jackpot has been validated, the computing device 1012 communicates a “load funds” message to the transaction facilitator 1090 for the amount of the jackpot payout, less any processing fees. Upon successfully crediting the stored value account 1028, the transaction facilitator 1090 can provide an approval number and other transaction information for display on a transaction approval screen 1018P.

Referring now to screen 1018Q of FIG. 13, the “withdraw funds” option has been selected. Using this option, a player can access funds that are stored by the issuer processor computing system 1026 in the stored value account 1028. At screen 1018R cardholder information, such as name and address is received, and at screen 1018S the card number and other security-related data can be received. In some embodiments, the transaction facilitator 1090 can perform a balance check and report, via the computing device 1012, the amount of funds available for withdraw. At screen 1018T, the amount of funds, associated processing fee, and total amount is withdraw is itemized. The transaction facilitator 1090 then dispatches the appropriate messaging to the issuer processor computing system 1026 to debit the stored value account 1028 accordingly. Similar to other embodiments, a transaction approval screen 1018U can report data regarding the withdrawal.

Referring now to screen 1018V of FIG. 14, the “search” option has been selected. Selection of the search option accesses a transaction database 1020 that is displayed on 1018W. It is noted that the transaction database 1020 illustrated in FIG. 14 has been simplified for the sake of clarity. The transaction database 1020 may be maintained by the

transaction facilitator 1090 or may be stored by the computing device 1012 or associated computing system. In any event, the transaction database 1020 stores transactions processed by the transaction facilitator 1090 and allows sorting or searching by transaction date 1040, transaction type 1042, patron name 1044, transaction amount 1046, and transaction status 1048. Additionally, the data can be manipulated based on username 1054, device type 1052, and based on a time period 1050.

FIG. 15 depicts an example user interface screen 1014A of the display 1014 of the computing device 1008 that is associated with an unattended casino kiosk 1002. The casino kiosk 1002 can be any suitable kiosk, such as an ATM-Ticket redemption machine or a kiosk dedicated to stored value payment card-related processing. As shown by screen 1014A, example functionality offered at this computing device include the ability for the player to deposit funds to their prepaid account, purchase slot tickets with funds from their prepaid account, and withdraw cash.

FIG. 16 depicts an example user interface screen 1016A of the display 1016 of the computing device 1010 that is associated with a casino gaming pit 1004. As shown by screen 1016A, example functionality offered at this computing device include the ability for the player to purchase chips with funds on their prepaid card and deposit chips to their prepaid card.

It is to be understood that the figures and descriptions of the present invention have been simplified to illustrate elements that are relevant for a clear understanding of the present invention, while eliminating, for purposes of clarity, other elements. Those of ordinary skill in the art will recognize, however, that these sorts of focused discussions would not facilitate a better understanding of the present invention, and therefore, a more detailed description of such elements is not provided herein.

Any element expressed herein as a means for performing a specified function is intended to encompass any way of performing that function including, for example, a combination of elements that performs that function. Furthermore the invention, as may be defined by such means-plus-function claims, resides in the fact that the functionalities provided by the various recited means are combined and brought together in a manner as defined by the appended claims. Therefore, any means that can provide such functionalities may be considered equivalents to the means shown herein.

Moreover, the processes associated with the present embodiments may be executed by programmable equipment, such as computers. Software or other sets of instructions that may be employed to cause programmable equipment to execute the processes may be stored in any storage device, such as, for example, a computer system (non-volatile) memory, an optical disk, magnetic tape, or magnetic disk. Furthermore, some of the processes may be programmed when the computer system is manufactured or via a computer-readable memory medium.

It can also be appreciated that certain process aspects described herein may be performed using instructions stored on a computer-readable memory medium or media that direct a computer or computer system to perform process steps. A computer-readable medium may include, for example, memory devices such as diskettes, compact discs of both read-only and read/write varieties, optical disk drives, and hard disk drives. A non-transitory computer-readable medium may also include memory storage that may be physical, virtual, permanent, temporary, semi-permanent and/or semi-temporary.

A “computer,” “computer system,” “host,” “engine,” or “processor” may be, for example and without limitation, a processor, microcomputer, minicomputer, server, mainframe, laptop, personal data assistant (PDA), wireless e-mail device, cellular phone, pager, processor, fax machine, scanner, or any other programmable device configured to transmit and/or receive data over a network. Computer systems and computer-based devices disclosed herein may include memory for storing certain software applications used in obtaining, processing, and communicating information. It can be appreciated that such memory may be internal or external with respect to operation of the disclosed embodiments. The memory may also include any means for storing software, including a hard disk, an optical disk, floppy disk, ROM (read only memory), RAM (random access memory), PROM (programmable ROM), EEPROM (electrically erasable PROM) and/or other computer-readable memory media.

In various embodiments of the present invention, a single component may be replaced by multiple components, and multiple components may be replaced by a single component, to perform a given function or functions. Except where such substitution would not be operative to practice embodiments of the present invention, such substitution is within the scope of the present invention. Any of the servers described herein, for example, may be replaced by a “server farm” or other grouping of networked servers (e.g., a group of server blades) that are located and configured for cooperative functions. It can be appreciated that a server farm may serve to distribute workload between/among individual components of the farm and may expedite computing processes by harnessing the collective and cooperative power of multiple servers. Such server farms may employ load-balancing software that accomplishes tasks such as, for example, tracking demand for processing power from different machines, prioritizing and scheduling tasks based on network demand, and/or providing backup contingency in the event of component failure or reduction in operability.

The examples presented herein are intended to illustrate potential and specific implementations. It can be appreciated that the examples are intended primarily for purposes of illustration of the invention for those skilled in the art. No particular aspect or aspects of the examples are necessarily intended to limit the scope of the present disclosure. For example, no particular aspect or aspects of the examples of system architectures, table layouts, or report formats described herein are necessarily intended to limit the scope of the disclosure.

In general, it will be apparent to one of ordinary skill in the art that various embodiments described herein, or components or parts thereof, may be implemented in many different embodiments of software, firmware, and/or hardware, or modules thereof. The software code or specialized control hardware used to implement some of the present embodiments is not limiting of the present invention. Such software may be stored on any type of suitable computer-readable medium or media such as, for example, a magnetic or optical storage medium. Thus, the operation and behavior of the embodiments are described without specific reference to the actual software code or specialized hardware components. The absence of such specific references is feasible because it is clearly understood that artisans of ordinary skill would be able to design software and control hardware to implement the embodiments of the present disclosure based on the description herein with only a reasonable effort and without undue experimentation.

In various embodiments, the systems and methods described herein may be configured and/or programmed to

21

include one or more of the above-described electronic, computer-based elements and components. In addition, these elements and components may be particularly configured to execute the various rules, algorithms, programs, processes, and method steps described herein.

While various embodiments have been described herein, it should be apparent, however, that various modifications, alterations and adaptations to those embodiments may occur to persons skilled in the art with the attainment of some or all of the advantages of the present disclosure. The disclosed embodiments are therefore intended to include all such modifications, alterations and adaptations without departing from the scope and spirit of the present disclosure as set forth in the appended claims.

What is claimed is:

1. A computer-based method of gaming, the method comprising:

receiving, by a transaction facilitator, from a gaming computing system affiliated with a gaming environment, a player identifier of a player, wherein the player identifier is associated with a gaming account having a balance, and wherein the transaction facilitator comprises a processor and a memory unit;

based at least partially on the player identifier, identifying, by the transaction facilitator, a stored value account, wherein the stored value account is associated with a stored value payment vehicle issued to the player, and wherein a balance of the stored value account is maintained by an issuer processor computing system; and communicating, by the transaction facilitator, with the issuer processor computing system and the gaming computing system to decrease the balance of the stored value account and increase the balance of the gaming account.

2. The computer-based method of claim 1, further comprising:

receiving, by the transaction facilitator, a request from the gaming computing system to transfer a first amount of funds from the stored value account to the gaming account;

initiating, by the transaction facilitator a transaction, with the issuer processor computing system to decrease the balance of the stored value account; and

responding to the gaming computing system with an approval of the request.

3. The computer-based method of claim 1, wherein the gaming account is a first gaming account, the method further comprising:

subsequent to increasing the balance of the first gaming account, receiving by the transaction facilitator, a request from the gaming computing system to transfer an amount of funds from the first gaming account to a second gaming account.

communicating, by the transaction facilitator, with the issuer processor computing system and the gaming computing system to increase the balance of the stored value account and decrease the balance of the first gaming account; and

communicating, by the transaction facilitator, with the issuer processor computing system and the gaming computing system to decrease the balance of the stored value account and increase the balance of the second gaming account.

4. The computer-based method of claim 1, wherein the gaming account is a first gaming account, the method further comprising:

communicating, by the transaction facilitator, with the issuer processor computing system and the gaming com-

22

puting system to decrease the balance of the first gaming account and increase the balance of a second gaming account.

5. The computer-based method of claim 4, the method further comprising:

subsequent to increasing of the balance of second gaming account, receiving by the transaction facilitator, a request from the gaming computing system to transfer an amount of funds from the second gaming account to a third gaming account;

communicating, by the transaction facilitator, with the issuer processor computing system and the gaming computing system to increase the balance of the first gaming account and decrease the balance of the second gaming account; and

communicating, by the transaction facilitator, with the issuer processor computing system and the gaming computing system to increase a balance of the third gaming account and decrease the balance of the first gaming account.

6. The computer-based method of claim 1, wherein the gaming account is any of a wagering account and a casino level player account.

7. The computer-based method of claim 1, wherein decreasing the balance of the stored value account and increasing the balance of the gaming account occurs in substantially real-time.

8. The computer-based method of claim 1, wherein the player identifier that is provided to a gaming device is a casino-issued unique identifier tied to a loyalty program of the gaming environment.

9. The computer-based method of claim 1, further comprising:

subsequent to receiving the player identifier, sending, by the transaction facilitator to the gaming computing system an indication of the account balance of the stored value account.

10. A computer-based method of funding an account associated with a player, comprising:

receiving, by a transaction facilitator computing system, a load request from a casino computing system that is associated with a casino, wherein the load request comprises a request to load player funds to a stored value account associated with a stored value payment vehicle, wherein the stored value account has a balance amount;

receiving, by the transaction facilitator computing system, player funds information from the casino computing system, wherein the player funds information comprises at least a total value of the player funds; and

communicating, by the transaction facilitator computing system, with an issuer processor computing system to increase the balance amount of the stored value account based on the total value of the player funds, wherein the balance amount is available for access by the stored value payment vehicle in substantially real-time.

11. The computer-based method of claim 10, wherein the casino computing system is associated with any of a casino cage, a casino table game, a gaming device, a kiosk, a casino pit, a casino sports book, and an online casino.

12. The computer-based method of claim 10, further comprising:

subsequent to receiving the load request from the casino computing system, communicating, by the transaction facilitator computing system, with the issuer processor computing system to request the available balance amount;

23

determining, by the transaction facilitator computing system, a maximum load amount based on the available balance amount and a predetermined maximum available balance; and

when the total value of player funds is greater than the maximum load amount, communicating, by the transaction facilitator computing system, with the issuer processor computing system to increase the balance amount of the stored value account based on the maximum load amount.

13. The computer-based method of claim 12, wherein the maximum load amount is the predetermined maximum available balance less the available balance amount.

14. The computer-based method of claim 10, wherein the player funds comprise player-sourced funds tendered to the casino.

15. The computer-based method of claim 10, wherein the player funds comprise a jackpot payout.

16. The computer-based method of claim 15, comprising: receiving, by the transaction facilitator computing system, jackpot information, wherein the jackpot information comprises at least a jackpot identifier;

subsequent to an authentication of the jackpot information, causing, by the transaction facilitator computing system, an increase of the balance amount of the stored value account based on the jackpot amount.

17. A computer-based method of funding an account associated with a stored value payment vehicle, comprising:

receiving, by a casino computing system, a load request initiated by a player, wherein the load request comprises a request to load player-sourced funds to a stored value account, wherein the stored value account has a first available balance amount associated with any of a stored value payment vehicle and a player identifier; and

communicating, by the casino computing system, with an issuer processor computing system to increase the first available balance amount of the stored value account to a second available balance amount based on a total value of funds to be loaded.

18. A computer-based method of claim 17, wherein the casino computing system is either of an attended computing device and an unattended computing device.

19. The computer-based method of claim 18, wherein the load request further comprise fund source information, and wherein the fund source information identifies any of a demand deposit account, a credit account, and a debit account.

20. A computer-based method of claim 17, wherein the casino computing system comprises a redemption kiosk, and wherein the player-sourced funds are any of cash and a slot machine ticket.

21. The computer-based method of claim 17, further comprising:

communicating, by the casino computing system, with the issuer processor computing system to request the first available balance amount;

determining, by the casino computing system, a maximum load amount based on the first available balance amount and a predetermined maximum available balance; and

24

when the total value of funds to be loaded is greater than the maximum load amount, communicating, by the casino computing system, with the issuer processor computing system to increase first available balance amount of the stored value account to the second available balance amount based on the maximum load amount.

22. The computer-based method of claim 17, further comprising:

receiving, by the casino computing system, a request from the player to transfer a balance from the stored value account to a gaming account.

23. The computer-based method of claim 22, wherein the gaming account is a wagering account affiliated with a casino, the method further comprising:

causing, by the casino computing system, the balance to be transferred from the stored value account to the wagering account via communications with the issuer processor computing system.

24. A gaming system for a gaming environment, comprising:

a stored value payment vehicle issued to a player, wherein funds accessible by the stored value payment vehicle are maintained by an issuer processor computing system in a stored value account and are accessible through a payment network;

a gaming account maintained by a casino computing system;

a loyalty account assigned to the player, wherein the loyalty account is maintained by a customer management system associated with the casino computing system, wherein the loyalty account assigned to the player is associated to the stored value payment vehicle issued to the player; and

a transaction facilitator comprising at least one processor and non-transitory computer readable medium having instructions stored thereon which when executed by a processor cause the processor to: selectively increase and decrease balances of the stored value account and the gaming account.

25. The gaming system for the gaming environment of claim 24, wherein the gaming account is any of a casino level player account, brick-and-mortar wagering account, race-and-sports wagering account, and an internet gaming wagering account.

26. The gaming system for the gaming environment of claim 24, further comprising:

a gaming device comprising means for identifying the loyalty account assigned to the player, wherein the gaming account is associated with the gaming device, and wherein the transaction facilitator further comprises instructions which when executed by a processor cause the processor to:

receive a player identifier of a player; based at least partially on the player identifier, identify the stored value payment vehicle that is linked to the loyalty account.

* * * * *

UNITED STATES PATENT AND TRADEMARK OFFICE
CERTIFICATE OF CORRECTION

PATENT NO. : 8,708,809 B2
APPLICATION NO. : 14/033493
DATED : April 29, 2014
INVENTOR(S) : Kirk E. Sanford et al.

Page 1 of 1

It is certified that error appears in the above-identified patent and that said Letters Patent is hereby corrected as shown below:

On the Title Page

In the Abstract, lines 2-3, change “of a gaming accounts” to --of gaming accounts--; line 6, change “effect” to --affect--; and line 8, change “can be and used” to --can be used for--.

Signed and Sealed this
Fifteenth Day of September, 2015



Michelle K. Lee
Director of the United States Patent and Trademark Office