



US008924502B2

(12) **United States Patent**
Cohen

(10) **Patent No.:** **US 8,924,502 B2**
(45) **Date of Patent:** ***Dec. 30, 2014**

(54) **SYSTEM, METHOD AND COMPUTER PROGRAM PRODUCT FOR UPDATING A USER SESSION IN A MACH-DERIVED SYSTEM ENVIRONMENT**

(58) **Field of Classification Search**
USPC 709/203, 213, 219-220, 223; 715/788, 715/203; 718/1
See application file for complete search history.

(71) Applicant: **Strategic Technology Partners LLC**,
Las Vegas, NV (US)

(56) **References Cited**

(72) Inventor: **Joseph Chyam Cohen**, Burbank, CA
(US)

U.S. PATENT DOCUMENTS

(73) Assignee: **Strategic Technology Partners LLC**,
Las Vegas, NV (US)

4,500,960 A 2/1985 Babecki
4,614,841 A 9/1986 Babecki

(Continued)

(*) Notice: Subject to any disclaimer, the term of this patent is extended or adjusted under 35 U.S.C. 154(b) by 34 days.

FOREIGN PATENT DOCUMENTS

This patent is subject to a terminal disclaimer.

WO WO2011036715 A1 3/2011

OTHER PUBLICATIONS

(21) Appl. No.: **14/035,917**

Miquel van Smoorenburg. "wall(1): send message to everybody's terminal", publicly posted Jul. 12, 2007, <http://web.archive.org/web/2007071207_46421linux.die.netlman/1/wall/>, 2 pages, reprinted Jul. 10, 2013.

(22) Filed: **Sep. 24, 2013**

(Continued)

(65) **Prior Publication Data**
US 2014/0032699 A1 Jan. 30, 2014

Primary Examiner — Hitesh Patel

(74) *Attorney, Agent, or Firm* — ATFirm PLLC; Ralph P. Albrecht

Related U.S. Application Data

(63) Continuation of application No. 12/586,613, filed on Sep. 23, 2009, now Pat. No. 8,549,093.

(60) Provisional application No. 61/099,485, filed on Sep. 23, 2008.

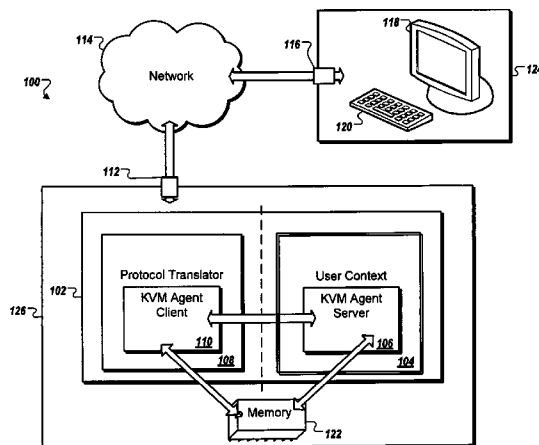
(51) **Int. Cl.**
G06F 15/167 (2006.01)
H04L 29/08 (2006.01)
G06F 3/023 (2006.01)

(57) **ABSTRACT**

Methods, apparatus, systems and computer program product for updating a user session in a terminal server environment. Transfer of display data corresponding to an updated user interface can occur via a memory shared between an agent server and an agent client in a terminal server environment. Access to the shared memory can be synchronized via token passing or other operation to prevent simultaneous access to the shared memory. Token sharing and synchronized input/output can be performed using FIFOs, sockets, files, semaphores and the like, allowing communications between the agent server and agent client communications to adapt to different operating system architecture.

(52) **U.S. Cl.**
CPC **H04L 67/1097** (2013.01); **G06F 3/023** (2013.01)
USPC **709/213**; 709/203; 709/219; 709/220; 709/223; 715/203; 715/788; 718/1

42 Claims, 4 Drawing Sheets



(56)

References Cited

U.S. PATENT DOCUMENTS

4,625,081 A	11/1986	Lotito	7,584,473 B2	9/2009	Forin	
4,677,546 A	6/1987	Freeman	7,720,672 B1	5/2010	Buswell et al.	
4,720,850 A	1/1988	Oberlander	7,730,522 B2	6/2010	Bernabeu-Aubon	
4,736,321 A	4/1988	Brown	7,757,230 B2	7/2010	Jascau	
4,791,550 A	12/1988	Stevenson	7,783,757 B2	8/2010	Plamondon	
5,142,622 A	8/1992	Owens	7,818,773 B2	10/2010	Yurt	
5,146,593 A	9/1992	Brandle	7,861,006 B2	12/2010	McNulty	
5,175,817 A	12/1992	Adams	7,865,934 B2	1/2011	Wobber	
5,179,702 A	1/1993	Barkai et al.	7,882,254 B2	2/2011	Choi et al.	
5,249,293 A	9/1993	Schreiber	7,882,317 B2	2/2011	Hunt	
5,278,834 A	1/1994	Mazzola	7,921,375 B2	4/2011	Laird-McConnell	
5,301,326 A	4/1994	Linnett	7,950,066 B1	5/2011	Zuili	
5,313,581 A	5/1994	Giokas	8,079,021 B2	12/2011	Buswell et al.	
5,349,678 A	9/1994	Morris	8,099,664 B2	1/2012	Alam et al.	
5,379,432 A	1/1995	Bolton et al.	8,112,529 B2	2/2012	Smit et al.	
5,396,614 A	3/1995	Khalidi	8,254,898 B2	8/2012	Abramson et al.	
5,400,069 A	3/1995	Braun et al.	8,255,570 B2	8/2012	Samuels et al.	
5,404,529 A	4/1995	Chernikoff	8,272,048 B2	9/2012	Cooper et al.	
5,455,951 A	10/1995	Bolton	8,285,857 B2	10/2012	Hochmuth et al.	
5,475,845 A	12/1995	Bolton et al.	8,312,371 B2	11/2012	Ording	
5,513,328 A	4/1996	Christofferson	8,327,272 B2	12/2012	Anzures et al.	
5,546,584 A	8/1996	Lundin	8,332,476 B2	12/2012	Abramson et al.	
5,612,715 A	3/1997	Karaki et al.	8,335,863 B2	12/2012	Wookey	
5,621,884 A	4/1997	Beshears	8,351,333 B2	1/2013	Rao et al.	
5,675,512 A	10/1997	Ireton	8,392,497 B2	3/2013	Vilke et al.	
5,675,795 A	10/1997	Rawson et al.	2002/0171734 A1	11/2002	Arakawa	
5,696,901 A	12/1997	Konrad	2003/0009657 A1	1/2003	French	
5,764,984 A	6/1998	Loucks	2003/0041147 A1	2/2003	Smit et al.	
5,812,865 A	9/1998	Theimer	2003/0048275 A1	3/2003	Ciolac	
5,842,226 A	11/1998	Barton	2004/0088576 A1	5/2004	Foster et al.	
5,860,020 A	1/1999	Venrooy	2004/0103416 A1	5/2004	Orton et al.	
5,909,559 A	6/1999	So	2005/0155043 A1	7/2005	O'Brien et al.	
5,974,444 A	10/1999	Konrad	2006/0092187 A1	5/2006	Wang	
5,982,371 A	11/1999	Burridge	2006/0203007 A1*	9/2006	Bullard et al.	345/619
5,999,741 A	12/1999	May	2006/0206820 A1*	9/2006	Bullard et al.	715/733
6,011,920 A	1/2000	Edwards	2006/0282253 A1	12/2006	Buswell et al.	
6,049,316 A	4/2000	Nolan et al.	2007/0124474 A1	5/2007	Margulis	709/226
6,075,938 A	6/2000	Bugnion et al.	2007/0143704 A1	6/2007	Laird-McConnell	
6,075,939 A	6/2000	Bunnell et al.	2007/0168650 A1	7/2007	Misra et al.	
6,195,676 B1	2/2001	Spix et al.	2007/0239953 A1	10/2007	Savagaonkar et al.	
6,195,710 B1	2/2001	Borgendale et al.	2008/0127292 A1	5/2008	Cooper et al.	
6,256,657 B1	7/2001	Chu	2008/0136819 A1	6/2008	Shivas et al.	
6,260,075 B1	7/2001	Cabrero et al.	2008/0165202 A1	7/2008	Brodersen et al.	
6,275,983 B1	8/2001	Orton et al.	2008/0183811 A1*	7/2008	Kotras et al.	709/203
6,308,247 B1	10/2001	Ackerman	2008/0250432 A1	10/2008	Bolton et al.	
6,339,797 B1	1/2002	Inoue	2008/0250433 A1	10/2008	Bolton et al.	
6,343,280 B2	1/2002	Clark	2009/0016566 A1	1/2009	Goto et al.	382/100
6,351,778 B1	2/2002	Orton et al.	2009/0080523 A1*	3/2009	McDowell	375/240.15
6,374,308 B1	4/2002	Kempf	2009/0094523 A1	4/2009	Treder et al.	715/738
6,377,962 B1	4/2002	Tindell	2009/0097751 A1	4/2009	McDowell	382/181
6,466,962 B2	10/2002	Bollella	2009/0100125 A1	4/2009	McDowell	709/203
6,567,848 B1	5/2003	Kusuda	2009/0100483 A1	4/2009	McDowell	725/109
6,601,146 B2	7/2003	Auslander	2009/0178062 A1	7/2009	Westen	
6,606,742 B1	8/2003	Orton et al.	2009/0193441 A2	7/2009	Orton et al.	
6,668,291 B1	12/2003	Forin et al.	2009/0193442 A2	7/2009	Bolton et al.	
6,677,964 B1	1/2004	Nason et al.	2009/0210817 A1	8/2009	Schmieder et al.	715/781
6,684,261 B1	1/2004	Orton et al.	2009/0238204 A1	9/2009	Kipnis et al.	370/466
6,714,536 B1	3/2004	Dowling	2009/0262122 A1	10/2009	Darsa et al.	345/545
6,789,256 B1	9/2004	Kechriotis et al.	2009/0271863 A1	10/2009	Govindavajhala	
6,822,943 B1	11/2004	Mantin	2010/0017526 A1	1/2010	Jagannath et al.	709/229
6,832,349 B1	12/2004	Seamans	2010/0077047 A1	3/2010	Cohen	
6,842,901 B1*	1/2005	Miller	2010/0077055 A1	3/2010	Cohen	
6,848,997 B1	2/2005	Hashimoto et al.	2010/0077085 A1	3/2010	Cohen	
6,850,255 B2	2/2005	Muschetto	2010/0077090 A1	3/2010	Cohen	
6,889,269 B2	5/2005	Forin et al.	2010/0077155 A1	3/2010	Cohen	
6,912,221 B1	6/2005	Zadikian	2010/0115532 A1	5/2010	Peterson	
7,085,805 B1	8/2006	Ruberg	2010/0223417 A1	9/2010	Cheng	
7,159,222 B1	1/2007	Forin	2010/0268828 A1	10/2010	Pahlavan	
7,246,182 B2	7/2007	Forin et al.	2010/0268941 A1	10/2010	Pahlavan	
7,281,246 B1	10/2007	Rapakko	2010/0269046 A1	10/2010	Pahlavan	
7,287,166 B1	10/2007	Chang	2010/0269048 A1	10/2010	Pahlavan	
7,403,604 B2	7/2008	Mundra et al.	2010/0278435 A1	11/2010	Aquera y Arcas	
7,409,694 B2	8/2008	Forin	2011/0126001 A1	5/2011	Fu	
7,424,704 B2	9/2008	Orton et al.	2011/0296515 A1	12/2011	Krstic et al.	
7,457,887 B1	11/2008	Winkler et al.	2012/0072898 A1	3/2012	Pappas et al.	
			2012/0089769 A1	4/2012	Buswell et al.	
			2012/0185863 A1	7/2012	Krstic et al.	
			2012/0284329 A1	11/2012	Van Den Oord et al.	

(56)

References Cited

U.S. PATENT DOCUMENTS

2012/0324365 A1 12/2012 Momchilov et al.
 2012/0331406 A1 12/2012 Baird et al.
 2013/0002725 A1 1/2013 Kim et al.

OTHER PUBLICATIONS

Linux NetKit. "rpc.rwalld", Jun. 7, 1993, 1 page.

"Mac OS Technology Overview, Developer," Apple, Jul. 23, 2012.

AppleInsider Staff, "Mac OS X 10.7 Lion to introduce multi-user screen sharing," accessed Jul. 10, 2013 at: <http://appleinsider.com/articles/11/03/31/mac_os_x_10_7_lion_to_introduce_multi_user_screen_sharing>, Mar. 31, 2011.

Baratto, Thing: A Remote Display Architecture for Thin-Client Computing, Columbia University Technical Report CUCS-027-04, Jul. 2004.

Coultart, THINCing Together: Extending THINC for Multi-User Collaborative Support, Columbia University, 2004.

Yang, The Performance of Remote Display Mechanisms for Thin-Client Computing, USENIX Annual Technical Conference Paper, 2002.

Singh, Amit. "Mac OS X Internals : A Systems Approach" (2006) (Addison Wesley Prof., Pub.; U.S.A., ISBN 0-321-27854-2). See submitted excerpts: Sections 5.1, 6.2, 8.6, 8.7, 9.2, 9.3 and 9.4.

Microsoft, "How Terminal Services Works," Microsoft Terminal Services Technical Reference, TechNet, "<http://technet.microsoft.com/en-us/library/cc755399%28v=ws.10%29.aspx>" accessed last Jan. 24, 2014, dated updated Mar. 28, 2003.

Madden, Brian, Chapter 2, Terminal Services for Microsoft Windows Server 2003, Advanced Technical Design Guide's Blog, "How Terminal Server Works" "Windows Server 2003 Requirements," and "Enabling Terminal Services," "http://www.brianmadden.com/blogs/terminal_services_for_microsoft_windows_server_2003_advanced_technical_design_guide/pages/how-terminal-server-works.aspx," "http://www.brianmadden.com/blogs/terminal_services_for_microsoft_windows_server_2003_advanced_technical_design_guide/default.aspx" accessed last Jan. 24, 2014, dated Aug. 6, 2007.

AquaConnect.net website, May/Jun. 2007, Archive.org. Timbuktu (software), Wikipedia, accessed Jan. 25, 2014.

Arris Timbuktu, www.rrisi.com, accessed Jan. 25, 2014.

XWindow System, X11, Wikipedia, accessed Jan. 25, 2014.

Aqua Connect Announcement, 2007.

Aqua Connect, Aqua Connect Terminal Server, Data Sheet, 2007.

"Aqua Connect Terminal Server 1.0," Whitepaper, Mar. 19, 2007.

"Aqua Connect—Bringing Terminal Services to Mac OS X," Aqua Connect Flyer, Front and Back, 2007.

* cited by examiner

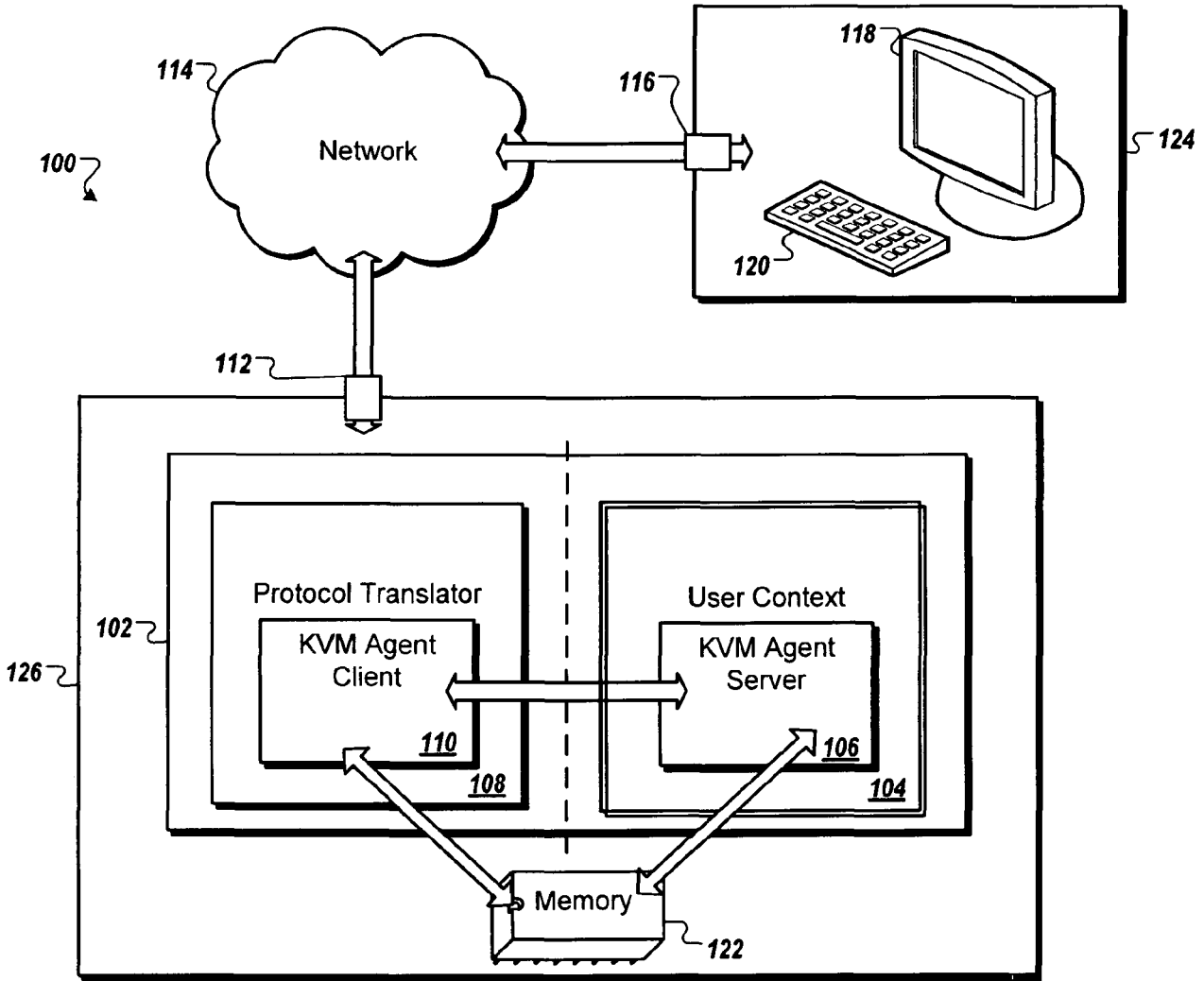


FIG. 1

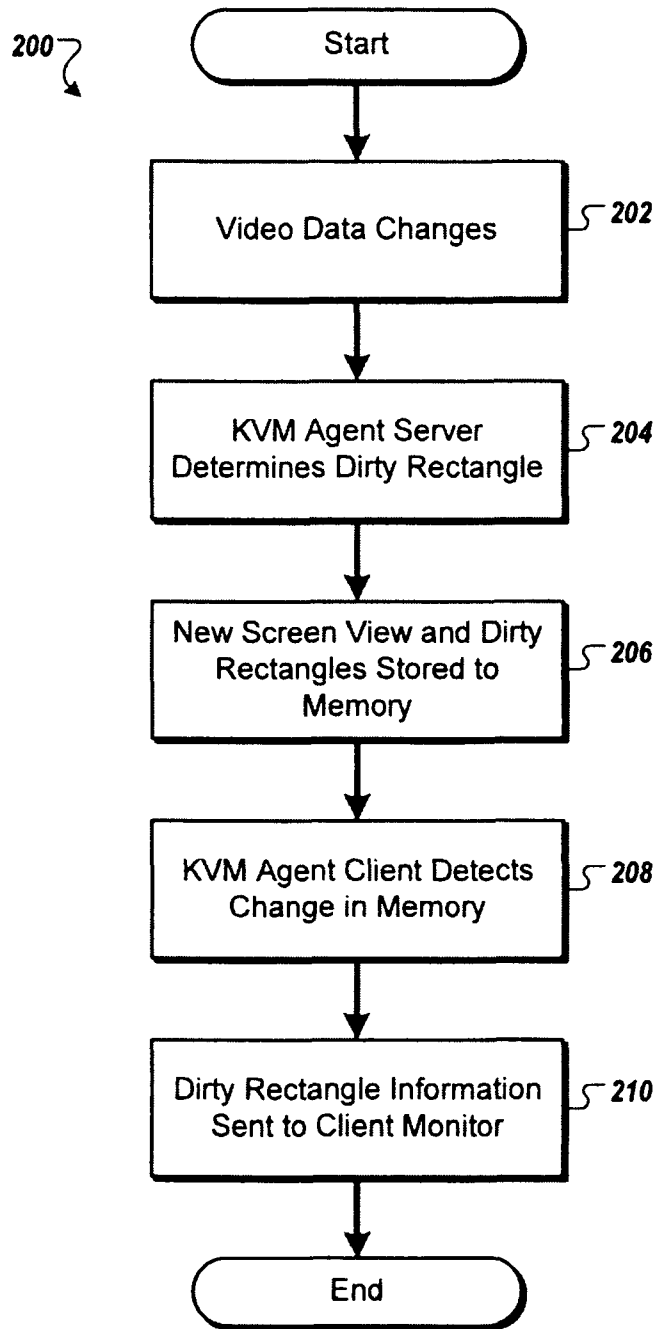


FIG. 2

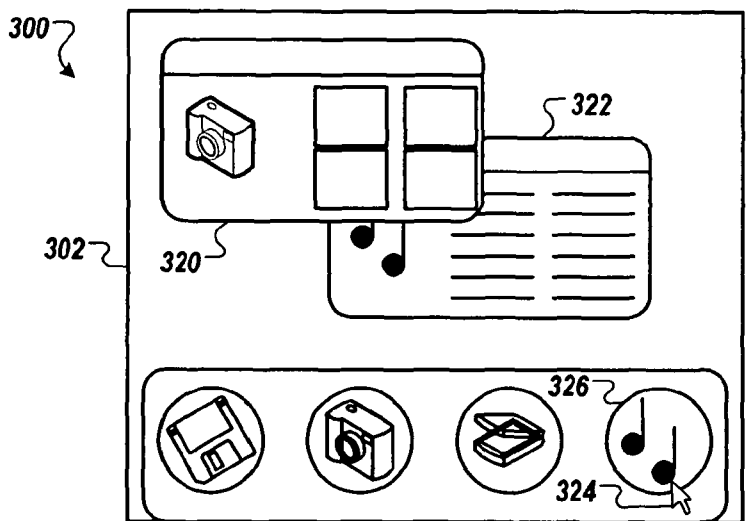


FIG. 3A

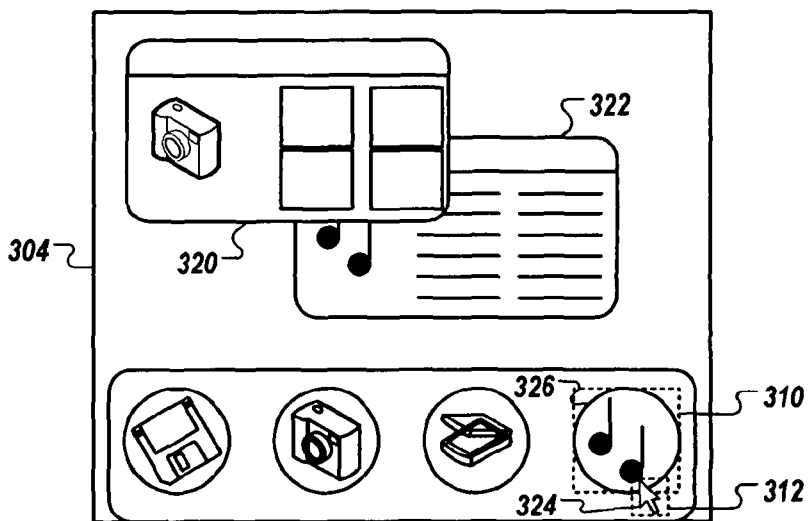


FIG. 3A

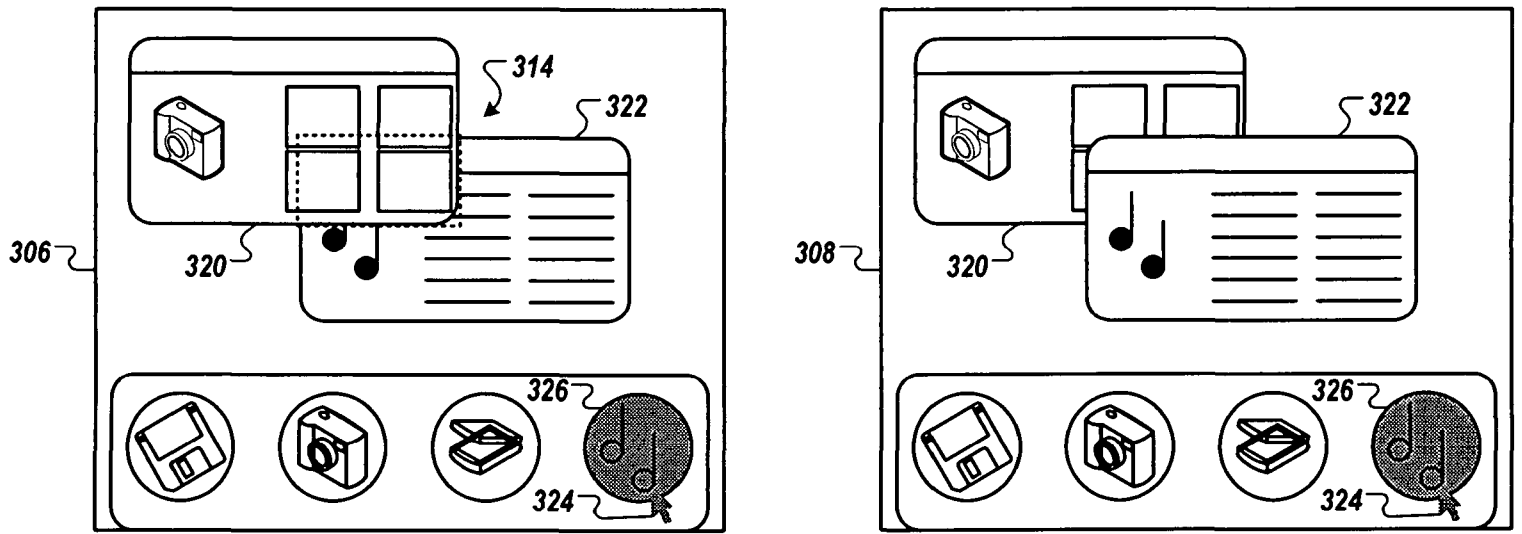


FIG. 3B

**SYSTEM, METHOD AND COMPUTER
PROGRAM PRODUCT FOR UPDATING A
USER SESSION IN A MACH-DERIVED
SYSTEM ENVIRONMENT**

CROSS-REFERENCE TO RELATED
APPLICATIONS

This application, U.S. patent application Ser. No. 14/035, 917, (“917”) filed Sep. 24, 2013, entitled “Remote User Interface in a Terminal Server Environment,” is a continuation of and claims the benefit of U.S. patent application Ser. No. 12/586,613, filed Sep. 23, 2009, entitled “Updating a User Session in a Mach-Derived System Environment,” to issue on Oct. 1, 2013 as U.S. Pat. No. 8,549,093, the entire contents of which is incorporated herein by reference, this application 917 also claims the benefit under 35 USC Section 119 (e) of U.S. Provisional Patent Application Ser. No. 61/099,485, filed Sep. 23, 2008, entitled “Remote User Interface in a Terminal Server Environment,” the contents of which is incorporated herein by reference in its entirety.

FEDERALLY SPONSORED RESEARCH

Not applicable.

SEQUENCE LISTING OR PROGRAM

Not applicable.

FIELD OF THE INVENTION

The invention relates to the field of computer networks. In particular, the present invention relates to methods, apparatus, systems and computer program product for updating a user session in a terminal server environment.

BACKGROUND

For enterprises large and small, consolidation of hardware and software is increasingly vital due to reasons of accessibility, reliability, data security, cost and the administration of applications and the network itself. Managing remote users, their computing experience and their access to networks is similarly crucial. Many different types of institutions have used terminal server applications to provide a computing environment and to address these issues, despite having varied institutional and computing objectives. For instance, educational institutions deploy computer networks to allow teachers, students and staff to connect remotely, thereby allowing increased productivity, easier access to information, rapid communication and, ultimately, enhanced learning opportunities. Government agencies are perhaps more concerned with data security, which is why terminal services always have been essential to their information technology infrastructures. Thin client and network deployments have been mandated in several agencies—this allows all operations to be performed centrally, and secures and monitors information that may have been sent or received. Commercial organizations, as well, benefit from deploying terminal servers so that data transmission can be managed and controlled; for example, by requiring users to access data through smart cards and biometrics, and allowing editing and review of the data only within a secure environment, or by certain identified users. And in the case of organizations of all types there is a growing need for network users to access information via mobile or handheld devices from remote locations.

Centralized computing results in cost savings, ease of administration and enhanced security. Since almost all the processing of an application is done on a central server, companies are not forced to continuously upgrade or replace client or user hardware to keep pace with the systems requirements of modern applications. Maintenance of applications is isolated to the application server and not each individual node, also reducing administrative overhead. Servers are usually located in secure data centers, reducing the risk of physical theft. Centralized malware and audit processes also facilitate enhanced security. In addition, replacing workstations with thin clients can reduce energy consumption, environmental costs, support cost, and hardware costs.

In certain terminal server environments, however, implementing multiple independent instances of applications to satisfy the demands of remote clients leads to issues in being able to securely and synchronously update the graphical display of server output. Simply transmitting the output from certain output agents, such as via window server, for example, may lead to information being passed across user session boundaries, as the graphical data available would be that created by the most recent client session to access the application. As a result, a need exists for an improved method for updating graphical display information securely and in a timely fashion in a terminal server environment. There is also a need for an improved means to transport data from a user’s session in a terminal server environment, allowing improved communications with a remote device.

SUMMARY

The disclosed embodiments relate to methods, apparatus, systems and computer program product for updating a user session in a terminal server environment. In accordance with a preferred embodiment, the disclosed methods, apparatus, systems and computer program product allow faster and less-error-prone transfer of display data corresponding to an updated user interface via a memory shared between an agent server and an agent client in a terminal server environment. This shared server-client arrangement is sometimes described herein as a “KVM agent” server/client system (referring to keyboard, video and mouse). In certain embodiments, accessing the shared memory is synchronized via token passing or other operation to prevent simultaneous access to the shared memory. In certain embodiments, this token sharing and synchronized input/output can be performed using FIFO pipes, sockets, files, semaphores and the like, allowing communications between the agent server and agent client communications to adapt to different operating system architecture. In a preferred embodiment, the agent pair implementation is protocol independent. Thus, among the advantages disclosed herein, one or more aspects are to provide a faster and more robust computing environment. Other advantages relate to an improved ability to transfer large amounts of display-associated data. These and other advantages of the many aspects of the disclosed embodiments will become apparent from a review of the following description and corresponding figures.

DRAWINGS

The accompanying drawings, which are incorporated in and constitute a part of this specification, illustrate embodiments of the invention and together with the description serve to explain the principles of the invention.

FIG. 1 is a graphical depiction of an exemplary computer network according to one embodiment of the disclosure.

FIG. 2 is a flow chart of an exemplary process for providing video data to a remote device.

FIGS. 3A-B are graphical depictions of user interface instances exemplifying the use of dirty rectangles to indicate areas of change to a user interface.

DETAILED DESCRIPTION

Exemplary embodiments of the present invention are now described in detail, including depiction of the hardware components which serve as the context for the process embodiments.

FIG. 1 shows an example computer network 100, which can include architectural elements corresponding to at least one input and/or output of a user context (or session). In some implementations, the computer network 100 can include a host system 126. An operating system 102 can be executed on the host system 126, the operating system 102 including one or more of a user context 104, a KVM agent server 106, a KVM agent client 110, a protocol translator 108, and a host communication socket 112. The host system 126 also can include, a memory component 122, which is accessible to the operating system 102 and the user context 104. The computer network 100 further can include a remote system 124. The remote system 124 can include one or more of a remote communications socket 116, an output device 118, such as a display and/or speakers, and at least one input device 120, such as a keyboard and/or mouse. The remote system 124 and the host system 126 can communicate over a shared network 114, which can be a public network, e.g. the Internet, a private network, e.g. a Local Area Network (LAN), or a combination thereof.

The remote system 124 can be any computing system configurable to communicate over the shared network 114, such as a desktop computer, a laptop computer, a palm top computer, a server, a mobile communications device, and an embedded computing system. The remote system 124 can receive input and provide output through the input device 120 and the output device 118. Further, the remote system 124 can be configured to communicate with the shared network 114 through a wired or wireless connection.

The host system 126 also can be any computing system configurable to communicate over the shared network 114, such as a desktop computer, a laptop computer, a palm top computer, a server, a mobile communications device, and an embedded computing system. The operating system 102 can be executed on the host system 126, and can be configured to provide an application environment in which one or more application programs can be executed. For example, the operating system 102 can be a Mac OS provided by Apple Inc. of Cupertino, Calif., a Windows operating system provided by Microsoft Corporation of Redmond, Wash., or a Linux operating system. In some implementations, the host system 126 can act as a server for the remote system 124. Further, the host system 126 can be separated from the remote system 124 by any distance. For example, the remote system 124 can be a desktop computer located at an employee's home and the host system 126 can be a server located at an employer's site.

The user context 104, which in some implementations can be referred to as a user session or a graphical session, can be configured as a single environment in which the user can access one or more functions of the operating system. A single user context is shown in FIG. 1, but the operating system 102 can be configured to host multiple user contexts. In some implementations, each user context, such as the user context 104, is kept separate from all other existing user contexts. For example, separate memory utilization, file sys-

tem access, and/or process execution can be maintained for each user context. In this way, actions and/or functions associated with one user context can be isolated to reduce their impact on one or more other existing user contexts and the host operating system. It will be appreciated that some actions taken in one user context can affect one or more other user contexts. For example, use of system resources by one user context can directly or indirectly reduce the system resources available to one or more other user contexts. In another example, a user context can be given special privileges to monitor or interact with one or more other user contexts, such as for maintenance purposes.

The KVM agent server 106 and the KVM agent client 110 can provide remote input and output for a user context 104 hosted by the operating system 102. For example, the KVM agent server 106 and the KVM agent client 110 can provide one or more of a control device input, such as a keyboard and/or mouse, an audio output, an image output, and/or a video output. The KVM agent client 110 and the KVM agent server 106 further can be configured to transmit information into and/or out of a user context, such as the user context 104. In some implementations, the amount of data used to represent an input and/or an output can be small, such as keyboard input, mouse input, or an audio output representing a beep. This data can be passed from the KVM agent client 110 to the KVM agent server 106 directly using a software construct, such as a socket, pipe, port, FIFO, or inter-process message passing, e.g. Mach, without significantly impacting the operating system 102 or the host system 126. Further, the message passing can be performed serially and asynchronously, such that the messages are passed in the correct order. The objects sending and/or receiving information can be idle between messages. In one example, key presses of A, B, and C can be passed and received in the order "A, B, C."

In some implementations, the amount of data used to represent an input and/or an output, such as biometric, video, or streaming audio data, can be too large for passing using a software construct, such as a socket, pipe, port or inter-process message passing. For example, the video data associated with a twenty-inch computer monitor can take up to forty seconds to be passed by software running on a modern hardware architecture. Many computer monitor screens can refresh at a rate of sixty times per second. Accordingly, direct message passing between the KVM agent client 110 and the KVM agent server 106 cannot accommodate the amount of data associated with video.

Large amounts of input and/or output data can be passed between the KVM agent server 106 and the KVM agent client 110 by way of shared memory 122. Shared memory software tools such as Universal Pages Lists (UPL), POSIX, SYSV, the Unix environment program "pmap" and the X is not Unix (XNU) environment programs "MachVM" and "VM" can be used to share memory between the KVM agent client 110 and KVM agent server 106. Further, metadata corresponding to the shared memory can be transmitted between the KVM agent client 110 and KVM agent server 106. For example, the metadata can be transmitted via a socket, FIFO pipe or port. The metadata can describe any aspect of the shared memory, including what data is stored in the shared memory and the order in which the data is stored.

The protocol translator 108 can be configured to translate input and output data associated with the KVM agent client 110 into a protocol that can be utilized by a remote client, such as the Virtual Network Computer (VNC) protocol, the Remote Desktop Protocol (RDP), or the X11 protocol. The protocol translator 108 can communicate with one or more remote clients via the host communication socket 112. For

example, a connection between the host communication socket **112** and the remote communication socket **116** can be established over a communication network, such as the shared network **114**. Communications between the host communication socket **112** and the remote communication socket **116** can be serial and asynchronous, such that the messages are passed in the correct order and the objects sending and receiving information can be idle during the time between messages. Output data can be presented through the output device **118**. In some implementations, the output device **118** can be a computer monitor, a speaker, a projector, or other device appropriate for outputting data generated by the operating system **102**. Further, input data can be entered using the input device **120**, which can be a keyboard, a mouse, a touch screen, a keypad, a joystick, a touch pad, or other device appropriate for receiving input, directly or indirectly, from a user.

FIG. 2 shows a flow chart of an example process (**200**) for providing video data to a remote device. Video data associated with a user context executing in an operating system can change (**202**) in response to many circumstances. For example, with respect to a user interface corresponding to a user context, the time presented by a clock can be incremented, a cursor can move to a new position, or data associated with an application can be altered. A KVM agent server associated with the user context can determine (**204**) which sections of the user interface have been updated. In some implementations, sections of a user interface that have been updated can be designated as rectangular spaces and can be referred to as 'dirty rectangles'.

An updated representation of the user interface for a user context and information corresponding to one or more dirty rectangles can be stored in a shared memory location (**206**). A KVM agent client can be configured to monitor the shared memory location and detect changes (**208**). When a change is detected, the KVM agent client can access the dirty rectangle information and transmit display information to a remote device (**210**) for presentation. In some implementations, information corresponding to the dirty rectangles can be transmitted. In other implementations, updated display information can be transmitted. The dirty rectangle information and/or updated display information can be transmitted via shared memory or a communications path, such as a socket, a pipe, a port, or messaging infrastructure. The client monitor can be associated with a remote system and can communicate with the operating system via a shared network, such as the Internet or a LAN. The output presented on the client monitor can be updated based on the dirty rectangles, so that only the portion of the interface that has changed is updated.

FIG. 3A shows a plurality of user interface instances presented on a display, such as a display associated with a remote computing system. The user interface instance **302** precedes temporally the user interface instance **304**. For example, the user interface instances **302** and **304** can represent the display of a computer monitor which receives one or more output signals from an operating system. Further, the operating system generating the output signals can be executing on a computing system that is remote from the computing system to which the computer monitor is connected.

In the user interface instance **302**, a photo application window **320** is presented above a music application window **322**. Further, the photo application window **320** overlaps with, and thus partially obscures, the music application window **322**. Additionally, a mouse cursor **324** is presented in the user interface instance **302** such that it is positioned over a music program icon **326**. In the user interface instance **304**, the mouse cursor **324** and the music program icon **326** are high-

lighted, such as in response to a mouse click. Rectangles **310** and **312** can be generated by the operating system to represent a minimum bounding box around the mouse cursor **324** and the music program icon **326**. The rectangles **310** and **312** are illustrative of the areas in which the user interface instance has changed, as determined by the operating system, and are not displayed on the computer monitor. These rectangles **310** and **312** represent dirty rectangles that indicate areas of change to the user interface. Thus, the rectangles **310** and **312** represent the change between the user interface instance **302** and the user interface instance **304**.

In some implementations, the rectangles **310** and **312** also can be optimized. For example, the rectangles **310** and **312** can be combined to form one larger rectangle, such as by expanding one or more borders to form a single rectangle. In another example, two or more rectangles can be used to represent a single, nonrectangular shape. The two or more rectangles can be specified to minimize the portion of the user interface covered by the rectangles that has not changed. In some other implementations, nonrectangular shapes also can be used.

For example, input such as the click of a mouse may be made on the input device **120** of FIG. 1. The remote system **124** can send this input information through the socket **116**, through the network **114** to the socket **112**. The input information then can be passed from the socket **112** to the protocol translator **108**, which can translate the input information and pass it to the KVM agent client **110**. The KVM agent client **110** can then pass the input to the KVM agent server **106**.

In this example, the user interface information can be updated from the user interface instance **302** to the user interface instance **304**. The information related to the dirty rectangles **310** and **324** can be sent from the KVM agent server **106** to the memory **122**. The KVM agent client **110** can detect change to the information stored in the memory **112** and can pass the dirty rectangle information to the protocol translator **108**. The protocol translator **108** can translate the dirty rectangle information and can send it through the socket **112** to the shared network **114**. The dirty rectangle information can then be routed over the shared network **114**, through the socket **116**, to the remote client **124**. The remote client **124** can use the dirty rectangle information to generate an updated interface for display on the output device **118**. In other embodiments, updated display information can be transmitted from the host system **126** to the remote system **124**, based on the dirty rectangles.

FIG. 3B shows a plurality of user interface instances presented on a display, such as a display associated with a remote computing system. The user interface instance **306** precedes temporally the user interface instance **308**. The difference between the user interface instances **304** and **306** is illustrated by the rectangle **314**. The operating system can cause the music application window **322** to be displayed in front of the photo application window **320**, such as in response to a mouse click selecting the music application icon **326**. Thus, the music application window **322** now partially obscures the photo application window **320**. The operating system further can generate video output data to update only the section of the display at which the change in overlap, represented by the rectangle **314**, has occurred. The video output data generated can be passed to the remote client **124** to be displayed on the output device **118** as previously described.

In one example of desktop computing use, the area of a display output that is changed from one user interface instance to the next can be a small percentage of the total display area, such as 10%. However, the display output may not change between some user interface instances, for

example if there is no input and the operating system does not change any of the displayed features. Alternatively, a large portion of the display output may change between some user interface instances. For example, an application launched in full screen mode can cause the entire display to change.

A rectangle, or other shape, defining an area of change can be expressed using a number of different conventions. For example, a rectangle can be defined by (X, Y, Height, Width), where X represents the distance between the lower left corner of a rectangle and the left side of the screen, Y represents the distance between the lower left corner of a rectangle and the bottom of the screen, Height represents the height of the rectangle, and Width represents the width of the rectangle. In another example, a rectangle, or other shape, can be defined by (X1, Y1, X2, Y2), where X1, Y1 represents the coordinates of the upper left corner of the rectangle and X2, Y2 represents the lower right corner of the rectangle. Any other system for expressing an object location also can be used.

In some implementations, information defining an area of change can be stored in the memory 122 along with the output information of the dirty rectangles 310, 312, or 314. The information defining an area of change can be used to generate information for updating a display or other such output. For example, the protocol translator 108 and/or the remote system 124 can modify an output of a user interface instance in accordance with an identified dirty rectangle.

The embodiments described above are given as illustrative examples only. It will be readily appreciated by those skilled in the art that many deviations may be made from the specific embodiments; accordingly, the scope of the invention is to be determined by the claims below rather than being limited to the specifically described embodiments above. In addition, the flowcharts found in the figures are provided to instruct a programmer of ordinary skill to write and debug the disclosed embodiments without undue effort; the logic flow may include other steps and the system other components. The invention is not limited to a particular expression of source or object code. Accordingly, other implementations are within the scope of the claims.

What is claimed:

1. A method for transmitting data, the method comprising: creating a first context on a Mach-derived system comprising at least one processor, wherein the first context incorporates an agent server; creating a second context on the Mach-derived system, wherein the second context incorporates an agent client; wherein the agent client and the agent server are executed on the Mach-derived system, but in separate processes; generating, by the agent server, the data corresponding to an updated user instance, wherein the data corresponding to the updated user instance comprises user data, wherein the user data comprises at least one of: display data, audio data, biometric data, input data, image data, output data, video data, streaming data, touch screen data, keypad data, joystick data, touchpad data, keyboard data, mouse data, metadata, smart device data, input device data, data from another device appropriate for receiving input directly or indirectly from the user, computer monitor data, speaker data, projector data, data from another device appropriate for outputting data, or output device data; determining, by the agent server, that any portion of the user data has been updated; transferring the data to or from the agent client via a system communication facility based on said determining, wherein said transferring comprises:

transferring at least one of: the user data, or metadata corresponding to a shared memory comprising the any portion of the updated user data,

between the agent server and the agent client, wherein at least one of the user data or the metadata is transmitted via the system communication facility, wherein the system communication facility comprises at least one of: a socket, a file, a port, or a pipe; and transmitting from the agent client the data over a network to a remote system for update of the user instance based on the data,

wherein said transmitting comprises: transmitting at least one of the user data, or the metadata, over the network to the remote system for update of the user instance based on the updated user data or metadata.

2. The method of claim 1 wherein the system communication facility is selected from the group consisting of: a shared memory, a socket, a port, a first-in first-out buffer, and inter-process message passing.

3. The method of claim 2 wherein the inter-process message passing is a Mach inter-process communication.

4. The method of claim 1 wherein the agent client communicates with two or more agent servers.

5. The method of claim 1 wherein the transmitting the data over a network is accomplished via a protocol translator.

6. The method of claim 5 wherein the agent client communicates with two or more protocol translators.

7. The method of claim 1 wherein the agent server communicates with two or more agent clients.

8. A computer network system for transmitting data, the system comprising:

a Mach-derived network system comprising one or more processor elements and one or more memory elements, wherein the Mach-derived network system is in communication with two or more computing devices, and wherein the one or more processor elements are programmed or adapted to:

create a first context, wherein the first context incorporates an agent server;

create a second context, wherein the second context incorporates an agent client;

wherein the agent client and the agent server are run on the Mach-derived network system, but in separate processes;

generate, by the agent server, the data corresponding to an updated user instance, wherein the data corresponding to the updated user instance comprises user data,

wherein the user data comprises at least one of: display data, audio data, biometric data, input data, image data, output data, video data, streaming data, touch screen data, keypad data, joystick data, touchpad data, keyboard data, mouse data, metadata, smart device data, input device data, data from another device appropriate for receiving input directly or indirectly from the user, computer monitor data, speaker data, projector data, data from another device appropriate for outputting data, or output device data;

determine that any portion of the user data has been updated;

transfer the data to or from the agent client via a system communication facility based on said determining,

wherein said transfer comprises:

transfer of at least one of: the user data or metadata corresponding to a shared memory comprising the any portion of the updated user data, between the agent server and the agent client, wherein the one or more processor

9

elements are programmed or adapted to transmit at least one of the user data or the metadata via the system communication facility, wherein the system communication facility comprises at least one of: a socket, a file, a port, or a pipe; and transmit the data from the agent client over the network to at least one of said two or more computing devices for update of the user instance based on the data, wherein said transmit comprises: transmit of at least one of the user data, or the metadata, over the network to the at least one of said two or more computing devices for update of the user instance based on the updated user data or metadata.

9. A non-transitory, tangible computer-readable storage media comprising stored instructions that, upon execution by at least one programmable processor, are operable to cause the at least one programmable processor to perform the method of claim 1.

10. The method according to claim 1, wherein said Mach-derived system comprises at least one of: a laptop, a desktop, a palmtop, a client, a server, a mobile communications device, or an embedded computing device.

11. The method according to claim 1, wherein the remote system comprises at least one of: a client, a thin client, a desktop, a server, a palmtop, a mobile communications device, or an embedded computing device.

12. The method according to claim 1, wherein the method comprises at least one of: receiving data from at least one input facility; or transferring data to at least one output facility.

13. The method according to claim 12, wherein said at least one input facility comprises at least one of: a smartcard device, a biometric device, a direct input device, a storage media device, a keyboard, a memory, a storage device, a mouse, a touch pad device, a network device, a display touchscreen, a video input device, an audio input device, a keypad, or a joystick.

14. The method according to claim 13, wherein said at least one output facility comprises at least one of: a smartcard device, a storage device, a direct output device, a storage media device, a memory, a display, a video output device, a monitor, a screen, a speaker, a projector, a network device, or a touchscreen display.

15. The method according to claim 12, wherein said network comprises at least one of: a public network, a private network, a local area network, a wide area network, an intranet, or an Internet public network.

16. The method according to claim 1 wherein the system communication facility comprises at least one of: a shared memory, a socket, a port, a pipe, a first-in first-out buffer, or an inter-process message passing facility.

17. The method according to claim 1 wherein said system communication facility comprises inter-process message passing.

18. The method according to claim 17, wherein said inter-process message passing comprises Mach inter-process communication.

19. The method according to claim 2, wherein said shared memory comprises at least one of: a Universal Pages Lists, POSIX, SYSV, pmap, or MachVM.

20. The method according to claim 5, wherein said protocol translator comprises at least one of:

10

a virtual network computer protocol; a remote desktop protocol; or an X11 protocol.

21. The method according to claim 1, wherein said Mach-derived system comprises a Mach-derived terminal server.

22. The method according to claim 21, wherein said Mach-derived terminal server comprises a Mac operating system (OS).

23. The method according to claim 1, wherein said agent server is a KVM agent server.

24. The method according to claim 1, wherein said agent client is a KVM agent client, further comprising configuring said KVM agent client to detect a change in the shared memory.

25. A method for execution on a computing device comprising at least one processor and at least one memory, and wherein the computing device is adapted to be coupled to a network for communication with a Mach-derived system comprising at least one processor and at least one memory, the method comprising:

receiving, by the at least one processor of the computing device, an update to a user instance, wherein the update is received from the Mach-derived system; and wherein the update was previously transmitted by the Mach-derived system over the network, and wherein data was previously transferred over a system communication facility of the Mach-derived system, wherein the data transferred comprises at least one of: user data, or metadata corresponding to a shared memory comprising any portion of the updated user data,

wherein the at least one of the user data or the metadata was transmitted via the system communication facility, wherein the system communication facility comprises at least one of:

a socket, a file, a port, or a pipe,

wherein the data was created on the Mach-derived system, wherein the Mach-derived system comprises:

a first context comprising an agent server,

a second context comprising an agent client,

wherein the agent client and the agent server execute on the Mach-derived system the agent client executing in a process separate from the agent server,

wherein the data was generated by the agent server corresponding to the updated user instance,

wherein the data corresponding to the updated user instance comprises the user data,

wherein the user data comprises at least one of:

display data, audio data, biometric data, input data,

image data, output data, video data, streaming data,

touch screen data, keypad data, joystick data, touch

pad data, keyboard data, mouse data, the metadata

smart device data, input device data, data from

another device appropriate for receiving input

directly or indirectly from the user, computer monitor

data, speaker data, projector data, data from

another device appropriate for outputting data, or

output device data;

transmitting, by the at least one processor of the computing device, input data received from at least one input device of the computing device, over the network to the Mach-derived system; and

outputting, by the at least one processor of the computing device, data included in the update of the user instance based on the data received from the Mach-derived system.

26. The method according to claim 25, wherein said network comprises at least one of:

11

a wireless network; or
a wired network.

27. A computing device system for communicating, over a network, with a Mach-derived system comprising at least one processor and at least one memory, comprising:

a computing, device comprising:

at least one processor; and

at least one memory,

wherein said computing device is adapted to be coupled to the network for access to the Mach-derived system,

wherein said at least one processor of said computing device is adapted to:

receive an update to a user client instance, wherein the update is received from the Mach-derived system and wherein the update was previously transmitted by the

Mach-derived system over the network, and

wherein data was previously transferred over a system communication facility of the Mach-derived system, wherein the data transferred comprises at least one of:

user data, or metadata corresponding to a shared memory comprising any portion of the updated user data wherein the at least one of the user data or the metadata was transmitted via the system communication facility,

wherein the system communication facility comprises at least one of:

a socket, a file, a port, or a pipe,

wherein the data was created on the Mach-derived system,

wherein the Mach-derived system comprises a context comprising an agent server, the agent server associated with an agent client,

wherein the agent client and the agent server execute on the Mach-derived system, the agent client executing in a process separate from the agent server,

wherein the data was generated by the agent server corresponding to the updated user instance,

wherein the data corresponding to the updated user instance comprises the user data,

wherein the user data comprises at least one of:

display data, audio data, biometric data, input data, image data, output data, video data, streaming data, touch screen data, keypad data, joystick data, touch pad data, keyboard data, mouse data, the metadata, smart device data, input device data, data from another device appropriate for receiving input directly or indirectly from the user, computer monitor data, speaker data, projector data, data from another device appropriate for outputting data, or output device data;

transmit input data received from at least one input device of said computing device, over the network to the Mach-derived system; and

output data included in the update of the user instance based on the data received from the Mach-derived system.

28. The computing device system according to claim 27, wherein the computing device system communicates via the network with the Mach-derived system via at least one protocol comprising at least one of:

a virtual network computer protocol (VNC);

a remote desktop protocol (RDP); or

an X11 protocol.

29. The computing device system according to claim 27, wherein said at least one processor of said computing device adapted to output comprises:

12

wherein said at least one processor of said computing device is adapted to:

render the updated user instance based on the output data included in the update of the user instance based on the data received from the Mach-derived system.

30. The method according to claim 1, wherein the method comprises at least one of:

implementing a plurality of independent instances of at least one application to satisfy demands of a plurality of remote systems;

providing a secure and synchronously updated graphical display of system output to a plurality of remote systems;

updating graphical display information securely and in a timely fashion in a terminal server environment;

transporting data from a user session in a terminal server environment;

allowing improved communication with at least one remote device;

updating at least one user session in a terminal server environment;

allowing improved transfer of large amounts of display-associated data; or

allowing faster and less-error-prone transfer of user data corresponding to an updated user interface via at least one memory shared between the agent server and the agent client in a terminal server environment.

31. The method according to claim 1, wherein at least one of said Mach-derived system, or said remote system comprises a computer system executing a Mach-derived operating system.

32. The method according to claim 31, wherein said Mach-derived operating system comprises a MAC operating system (OS).

33. The computer network system according to claim 8, wherein at least one of

said Mach-derived network system, or

at least one of said two or more computing devices comprises a computer system executing a Mach-derived operating system.

34. The computer network system according to claim 33, wherein said Mach-derived operating system comprises a MAC operating system (OS).

35. The method according to claim 1, wherein said remote system is local to said Mach-derived system.

36. A method for receiving data, the method comprising: creating a first context on a Mach-derived system comprising at least one processor,

wherein the first context incorporates an agent server;

creating a second context on the Mach-derived system, wherein the second context incorporates an agent client;

wherein the agent client and the agent server are executed on the Mach-derived system, but in separate processes;

receiving by the agent client the data over a network from a remote system for update of a user instance based on the data,

wherein said receiving comprises:

receiving at least one of user data, or metadata, over the network from the remote system for update of the user instance based on the updated user data or metadata,

wherein the data corresponding to the updated user instance comprises the user data,

wherein the user data comprises at least one of:

display data, audio data, biometric data, input data, image data, output data, video data, streaming data, touch screen data, keypad data, joystick data, touchpad data, keyboard data, mouse data, the metadata, smart device data, input

13

device data, data from another device appropriate for receiving input directly or indirectly from the user, computer monitor data, speaker data, projector data, data from another device appropriate for outputting data, or output device data; transferring the data by the agent client to the agent server via a system communication facility, wherein said transferring comprises: transferring at least one of: the user data, or metadata corresponding to a shared memory comprising the any portion of the updated user data, between the agent client and the agent server, and wherein at least one of the user data or the metadata is received via the system communication facility, wherein the system communication facility comprises at least one of: a socket, a file, a port, or a pipe; and processing, by the agent server, the data corresponding to the updated user instance.

37. A method for transmitting and receiving data, the method comprising:

- creating a first context on a Mach-derived system comprising at least one processor,
- wherein the first context incorporates an agent server;
- creating a second context on the Mach-derived system,
- wherein the second context incorporates an agent client;
- wherein the agent client and the agent server are executed on the Mach-derived system, but in separate processes;
- receiving by the agent client the data over a network from a remote system for update of a user instance based on the data,
- wherein said receiving comprises:
 - receiving at least one of user data, or metadata, over the network from the remote system for update of the user instance based on the updated user data or metadata;
 - transferring the data to or from the agent server via a system communication facility,
 - wherein said transferring comprises:
 - transferring at least one of:
 - the user data, or metadata corresponding to a shared memory comprising the any portion of the updated user data,
 - between the agent client and the agent server, and
 - wherein at least one of the user data or the metadata is received via the system communication facility,
 - wherein the system communication facility comprises at least one of:
 - a socket, a file, a port, or a pipe;
 - processing, by the agent server, the data corresponding to the updated user instance,
 - wherein the data corresponding to the updated user instance comprises the user data,
 - wherein the user data comprises at least one of:
 - display data, audio data, biometric data, input data, image data, output data, video data, streaming data, touch screen data, keypad data, joystick data, touchpad data, keyboard data, mouse data, the metadata, smart device data, input device data, data from another device appropriate for receiving input directly or indirectly from the user, computer monitor data, speaker data, projector data, data from another device appropriate for outputting data, or output device data; and
 - determining, by the agent server, that any portion of the user data has been updated;
 - transferring the data to the agent client via a system communication facility based on said determining,
 - wherein said transferring comprises:

14

transferring at least one of:

- the user data, or metadata corresponding to a shared memory comprising the any portion of the updated user data,
- between the agent server and the agent client,
- wherein at least one of the user data or the metadata is transmitted via the system communication facility,
- wherein the system communication facility comprises at least one of:
 - a socket, a file, a port, or a pipe; and
- transmitting from the agent client the data over the network to the remote system for update of the user instance based on the data,
- wherein said transmitting comprises:
 - transmitting at least one of the user data, or the metadata, over the network to the remote system for update of the user instance based on the updated user data or metadata.

38. A method for transmitting or receiving data, the method comprising:

- creating a first context on a Mach-derived system comprising at least one processor,
- wherein the first context incorporates a first agent server;
- creating a second context on the Mach-derived system,
- wherein the second context incorporates a first agent client;
- creating a third context on a Mach-derived system comprising at least one processor,
- wherein the third context incorporates a second agent server;
- wherein the first agent client, the first agent server, and the second agent server are executed on the Mach-derived system, but in separate processes;
- processing, by the first agent server and the second agent server, the data corresponding to updated user instances, wherein the data corresponding to the updated user instances comprises user data,
- wherein the user data comprises at least one of:
 - display data, audio data, biometric data, input data, image data, output data, video data, streaming data, touch screen data, keypad data, joystick data, touchpad data, keyboard data, mouse data, metadata, smart device data, input device data, data from another device appropriate for receiving input directly or indirectly from the user, computer monitor data, speaker data, projector data, data from another device appropriate for outputting data, or output device data;
- determining, by the first agent server and the second agent server, that any portion of user data has been updated;
- transferring the data from or to the first agent client via a system communication facility based on said determining,
- wherein said transferring comprises:
 - transferring at least one of:
 - the user data, or metadata corresponding to a shared memory comprising the any portion of the updated user data,
 - between either one of the first agent server and the second agent server, and the first agent client,
 - wherein at least one of the user data or the metadata is transferred via the system communication facility,
 - wherein the system communication facility comprises at least one of:
 - a socket, a file, a port, or a pipe; and

transmitting or receiving, from or to the first agent client the data over a network to or from a remote system for update of the user instance based on the data,

wherein said transmitting or receiving comprises:

transmitting or receiving at least one of the user data, or the metadata, over the network to or from the remote system for update of the user instances based on the updated user data or metadata. 5

39. The method according to claim 38, further comprising: creating a fourth context on the Mach-derived system, wherein the fourth context incorporates a second agent client. 10

40. The method according to claim 38, wherein the second context incorporating a second agent client operative to communicate with either of the first agent server and the second agent server, but not with the first agent client. 15

41. The method according to claim 38, wherein: the first agent server and the second agent server are unable to communicate with one another. 20

42. The method according to claim 38, wherein: the first agent server in the first context, and the second agent server in the third context, are unable to communicate with one another, and wherein the first context and the third context are the same context. 25

* * * * *